



INFORMATICS EDUCATION IN EUROPE: Institutions, degrees, students, positions, salaries.

Key Data 2012-2017

Svetlana Tikhonenko
Cristina Pereira

**Informatics Education in Europe:
Institutions, Degrees, Students,
Positions, Salaries. Key Data 2012-2017**

An Informatics Europe Report

October, 2018

Published by:

Informatics Europe
Binzmühlestrasse 14/54
8050 Zurich, Switzerland
www.informatics-europe.org
administration@informatics-europe.org

© Informatics Europe, 2018

ISBN: 978-3-033-06994-7

Other Informatics Europe Reports

- *Informatics Research Evaluation* (2018, Research Evaluation Working Group of Informatics Europe)
- *Informatics for All: The strategy* (2018, Informatics Europe & ACM Europe)
- *When Computers Decide: Recommendations on Machine-Learned Automated Decision Making* (2018, Informatics Europe & EUACM, joint report with ACM Europe)
- *Informatics Education in Europe: Institutions, Degrees, Students, Positions, Salaries. Key Data 2011-2016* (2017, Cristina Pereira, Svetlana Tikhonenko).
- *Informatics Education in Europe: Are We All In The Same Boat?* (2017, The Committee on European Computing Education. Joint report with ACM Europe).
- *Informatics in the Future: Proceedings of the 11th European Computer Science Summit (ECSS 2015), Vienna, October 2015* (2017, eds. Hannes Werthner and Frank van Harmelen, Springer Open).
- *Informatics Education in Europe: Institutions, Degrees, Students, Positions, Salaries. Key Data 2010-2015* (2016, Cristina Pereira).
- *Informatics Education in Europe: Institutions, Degrees, Students, Positions, Salaries. Key Data 2009-2014* (2015, Cristina Pereira).
- *Informatics Education in Europe: Institutions, Degrees, Students, Positions, Salaries. Key Data 2008-2013* (2014, Cristina Pereira, Bertrand Meyer, Enrico Nardelli, Hannes Werthner).
- *Informatics Education in Europe: Institutions, Degrees, Students, Positions, Salaries. Key Data 2008-2012* (2013, Cristina Pereira and Bertrand Meyer).
- *Informatics Doctorates in Europe - Some Facts and Figures* (2013, ed. Manfred Nagl).
- *Informatics Education in Europe: Europe Cannot Afford to Miss the Boat* (2013, ed. Walter Gander, Joint report with ACM Europe)
- *The Role and Relevance of Experimentation in Informatics* (2013, eds. Jan van Leeuwen and Viola Schiaffonati)

All these reports can be obtained from Informatics Europe at:

www.informatics-europe.org

ABOUT THIS REPORT

The publication in 2013 of the first Key Data Report on Informatics Education in Europe, covering the 2008-2012 period, was a milestone event. For the first time, policy makers, education and research professionals and the general public could obtain precise information on the state of education in the area of highest importance for the future of Europe: Information Science and Technology. Instead of relying on rumours and guesses, discussions and decisions could now take advantage of verified data on the key parameters in various countries, beginning with the exhaustive list of institutions offering education in the field and continuing with a precise description of the degrees offered, the student and graduates numbers at every level, with distribution by gender, the maze of faculty and researcher positions and titles, and the most controversial topic of all: faculty and researcher salaries. Encouraged by the community's enthusiastic reception, we have continued, updated and improved the work, enlarging its scope and coverage, producing every year, since 2013, an annual edition of this report.

Like its predecessors, this report, the sixth edition of the series, emanates not from a government body or a group with a specific political agenda, but from academics in the field, represented by Informatics Europe (the association of academic and industrial research institutions in Informatics), with the sole purpose of furthering the understanding of the discipline's parameters through the provision of basic, factual data.

Informatics Education in Europe: Institutions, Degrees, Students, Positions, Salaries. Key Data 2012-2017 provides an impressive picture of the state of Informatics education in Europe today. Based on an enormous amount of information from representative countries, it presents a wealth of fundamental data, starting from a list of institutions awarding degrees in the field and continuing with student enrolments, degrees awarded, gender information, academic titles, as well as precise and much-needed data about academic salaries across European countries.

This sixth edition has added a number of countries to those already covered. Thanks to the active participation of many collaborators, acknowledged below, the report now covers Austria, Belgium, Bulgaria, Denmark, Estonia, Finland, Germany, Greece, Ireland, Italy, Latvia, Lithuania, The Netherlands, Poland, Romania, Spain, Switzerland, UK, and France for salaries.

The Informatics Key Data report series will continue to provide the community with the precise and objective information that is indispensable for understanding the field and making informed, effective policy decisions.

***Disclaimer:** All facts and figures were obtained from publicly available sources. Although great care has been taken to ensure the data of interest was correctly extracted from these sources we give no warranty as to the accuracy or completeness of this information. The reader is solely responsible for any conclusions drawn from the information portrayed in this report as well as for the use of the data presented. Please report any incomplete or erroneous data to administration@informatics-europe.org.*

***Acknowledgements:** Clarissa Schmid, Gerald Steinhardt, Hannes Werthner (Austria); Kim Mens (Belgium, Wallonia and Flanders); Milen Petrov (Bulgaria); Jens Christian Godskesen, Michael E. Caspersen (Denmark); Margit Grauen, Piret Orav, Jaak Vilo (Estonia); Pekka Orponen (Finland); Antoine Petit (France); Hans-Ulrich Heiss (Germany); Panagiota Fatourou, Eleni Kanellou, Chrysti Symeonidou, Vasileios Theodosiadis (Greece); Stefan Decker, Alan Smeaton (Ireland); Enrico Nardelli, Carlo Ghezzi (Italy); Juris Borzovs (Latvia); Robertas Damaševičius (Lithuania); Erik Barendsen, Jan van Leeuwen (The Netherlands); Leszek Pacholski (Poland); Simona Motogna (Romania); Josep Fernández Ruzafa, Núria Castell Ariño (Spain); Susan Eisenbach, Jane Hillston, David Beamish, Neil McGillivray, Pim Totterdell, Paul Martin (UK): for invaluable help in obtaining and interpreting country-specific data. Bertrand Meyer, for invaluable contribution in the writing of the previous editions. Susan Eisenbach, Jaak Vilo and Mehdi Jazayeri for proofreading and comments on this edition.*

Table of Contents

EXECUTIVE SUMMARY	3
1 INTRODUCTION	4
2 SOURCES OF DATA	5
2.1 METHODOLOGY	5
2.2 DATA SOURCES FOR SUBJECTS, STUDENT ENROLMENTS, DEGREES AND INSTITUTIONS	5
2.3 DATA SOURCES FOR SALARIES	6
2.4 A GENERAL WARNING	6
3 NAMES OF SUBJECTS	8
4 SYSTEMS OF HIGHER EDUCATION	13
4.1 AUSTRIA	13
4.2 BELGIUM	14
4.3 BULGARIA	16
4.4 DENMARK	17
4.5 ESTONIA	18
4.6 FINLAND	19
4.7 FRANCE	21
4.8 GERMANY	22
4.9 GREECE	24
4.10 IRELAND	24
4.11 ITALY	25
4.12 LATVIA	26
4.13 LITHUANIA	28
4.14 THE NETHERLANDS	29
4.15 POLAND	30
4.16 ROMANIA	31
4.17 SPAIN	32
4.18 SWITZERLAND	33
4.19 UK	34
5 STUDENT ENROLMENTS	37
5.1 FIRST YEAR STUDENTS	38
5.2 BACHELOR STUDENTS	44
5.3 MASTER STUDENTS	48
5.4 TENTATIVE EXTRAPOLATION TO THE WHOLE OF EUROPE	51
6 DEGREES	52
6.1 BACHELOR'S DEGREES	52
6.2 MASTER'S DEGREES	56
6.3 DOCTORAL DEGREES	59
6.4 RATIO BACHELOR GRADUATES/NEW STUDENTS	62
6.5 TENTATIVE EXTRAPOLATION TO THE WHOLE OF EUROPE	64
6.6 RELATIONSHIP BETWEEN SUPPLY AND DEMAND	64
7 POSITIONS AND TITLES	65
7.1 A BASIS FOR MULTINATIONAL COMPARISON OF ACADEMIC POSITIONS	65
7.2 AUSTRIA	67
7.3 BELGIUM	67
7.4 ESTONIA	68
7.5 FRANCE	68
7.6 GERMANY	69
7.7 GREECE	70
7.8 ITALY	70
7.9 LATVIA	71
7.10 LITHUANIA	72
7.11 THE NETHERLANDS	72
7.12 POLAND	73
7.13 ROMANIA	74
7.14 SPAIN	74
7.15 SWITZERLAND	75
7.16 UK	75
8 SALARIES	77
8.1 SALARIES: OVERVIEW	77
8.2 SALARIES: PhD CANDIDATES AND POSTDOCTORAL RESEARCHERS	77
8.3 SALARIES: PROFESSORS	83
9 CONCLUSION AND OUTLOOK	92
APPENDIX A: INSTITUTIONS	93
APPENDIX B: SALARY TABLES	131
APPENDIX C: REFERENCES AND SOURCES CONSULTED	146

Executive Summary

Informatics, the science behind Information Technology (IT), is a core enabler of Europe's future success. Crucial to that success is the availability of superb Informatics education throughout Europe.

In this report series, the first to attempt a general study of the state of the art in European Informatics higher education, the emphasis is on raw facts and figures rather than deep analysis; it provides the material for such analyses that others may wish to perform. Nevertheless, a number of salient points emerge:

- The field in Europe suffers from a **serious branding problem**. Even after an approximate translation to English, a good dozen terms are used to denote what is fundamentally the same discipline. In addition, there are numerous interdisciplinary study programs where Informatics is combined with **Business Administration** (e.g. Business Informatics, IT Management & Business, Business Information Systems), **Engineering** (Computer Science and Engineering, Electronics and Computer Engineering, Automation and Information Technology), **Mathematics** (e.g. Computing and Mathematics, Mathematical Informatics) or **Life Science** disciplines (e.g. Bioinformatics, Medical Informatics, E-health).
- The quantity and quality of available data varies considerably from country to country. In the interest of reliability, this report has mostly used data from countries where a solid and reasonably complete picture could be drawn from official sources. **Even when available, the data does not always allow direct comparisons, since definitions and methods of collection vary significantly from country to country.** It is very important for the field to ensure that **consistent, solid Informatics education data becomes available in all European countries.**
- Informatics is a well-developed academic field, with **hundreds of accredited institutions** training huge numbers of students for Bachelor, Master and PhD degrees.
- Extrapolating from more precise data in specific countries, we come to a rough estimate that:
 - more than **three hundred thousand new students enrol each year in Informatics Bachelor programs in Europe.**
 - around **a million students are enrolled in Informatics Bachelor's programs across Europe;** the corresponding **estimated figure for Master students is more than two hundred thousand.**
 - around **hundred and fifty thousand students graduate each year in Informatics Bachelor programs in Europe;** the corresponding **estimated figure for Master graduates is approximately sixty thousand.**
- **Female students are strongly underrepresented in Informatics studies in Europe. At the Bachelor level, in all countries included in this report, excluding Bulgaria, Romania, Germany, and Estonia, 80% or more of the students enrolled or graduating in Informatics Bachelor programs are male.** At the Master level, female participation increases in some countries, but decreases in others. In Bulgaria, Denmark, Estonia, Finland, Ireland, Latvia, Lithuania, Romania and UK, it exceeds 20%; in other countries it still remains low. **No significant progress in female participation has been observed over the past six years.**
- In the majority of the countries included in this report, excluding Bulgaria, Denmark, Finland, Ireland, Switzerland and the UK, **the number of students graduating every year is less than half the number of new enrolled students.** Students in Informatics are either taking an unusually long time to conclude their studies successfully or not concluding them at all. We don't know how completion rates compare with other disciplines.
- The **status of faculty** varies considerably across Europe. **The salaries vary even more.** Our detailed study of the salaries of faculty in twelve European countries **shows, for a similar faculty position, a difference in salaries that can reach a factor of ten or more.** For example, a full professor at the top level receives, in some countries, the salary of a high-level industry executive, whereas in others the compensation is more comparable to that of a junior engineer in the IT industry.

1 Introduction

The quality of higher education in Informatics, the science behind IT¹, is critical to the future of Europe. Safeguarding and improving this quality is of paramount concern to the Informatics community; it is part of the mandate of Informatics Europe, the association of university departments and industrial research laboratories in the field, to help achieve this goal.

Any coherent attempt at improvement must begin with a clear understanding of the current situation, supported by credible qualitative and quantitative data². Examples of fundamental questions that can only be answered seriously by relying on such data include:

- What exactly makes up an Informatics education program, and under what other names can such programs be found?
- What degrees are available, and how do they compare across countries?
- How many students are studying for such degrees?
- How have these student enrolment numbers evolved in response to the ups and downs of the economy and of the popular perceptions of IT, for example as a result of concerns about outsourcing?
- Are there significant differences in the state of education in different European countries? Differences with other industrialized countries such as the USA, Japan, or Australia?
- What are typical salaries in Informatics for PhD students, postdoctoral researchers, assistant professors, associate professors, full professors and other ranks for educators and researchers?

The example of the Computing Research Association's surveys in the USA — such as the annual "Taulbee Survey" on Informatics PhDs — shows that providing well-supported data can play a crucial role in the development of the community and the discipline.

Until the publication of the first Informatics Europe Key Data report in 2013, there had not been any concerted effort at a Europe-wide collection of data that would permit answering such questions on a trans-national basis. Some national repositories of data exist, but they do not readily give a general European perspective: they can be hard to find; they are at different levels of advancement, some detailed, others partial; they do not necessarily measure exactly the same things, sometimes with subtle differences; they are based on different methodologies; and, naturally enough in light of Europe's diversity, they use different languages.

The present report is the continuation of this concerted effort to provide the European Informatics community with solid information on the state of higher education. It concentrates on the following key aspects:

- Names of the "Informatics" subjects in various countries (Section 3).
- Detailed description of the different national higher education systems (Section 4)
- Student enrolment and gender information (Section 5).
- Degrees awarded and gender information (Section 6).
- Academic positions (Section 7).
- Academic salaries (Section 8).
- List of higher education institutions teaching Informatics (Appendix A).

In this sixth edition we are including three new countries: Bulgaria, Lithuania and Poland. We hope to continue expanding the country scope in the following years, with the rule that countries can only be included under the condition that precise, verified data is available. We welcome contributors willing to work on providing such data.

¹ Another term for Informatics, prevalent in the USA, is "Computer Science". For other alternative names, see Section 3.

² Here and in the rest of this report we follow the practice of using "data" as a singular noun.

2 Sources of data

2.1 Methodology

There is no European-wide source for data relative to the topics of this report. It consequently relies on national data repositories. Not all countries, however, have equally accessible and credible repositories.

One possible choice would have been to attempt to cover all European countries, using whatever data one can find in each case. The clear disadvantage of this approach is that the quality of the result may be determined by the quality of the weakest source. Instead, the choice was made to **limit the study to countries for which reliable statistical data was available in accessible form**. To complement this approach, some extrapolations are made to the Europe-wide situation, using simple indicators; these are only extrapolations, and should be viewed with caution.

The methodologies for data collection, analysis and reporting (documented on the web site of the organizations consulted) vary, adding to the general difficulty of cross-country comparisons.

2.2 Data sources for subjects, student enrolments, degrees and institutions

For subjects, student enrolments, degrees and institutions (Sections 3, 5, 6 and Appendix A) the report concentrates on eighteen countries, for seventeen of them data is available from official organizations:

- Austria: *Bundesministerium für Wissenschaft, Forschung und Wirtschaft* (www.en.bmwf.gv.at)
- Belgium: *Conseil des recteurs* (www.cref.be); *ETNIC* (www.etnic.be), *Onderwijs en Vorming* (www.ond.vlaanderen.be/hogeronderwijs)
- Bulgaria: *INFOSTAT* of the National Statistical Institute (https://infostat.nsi.bg/infostat/pages/module.jsf?x_2=3&lang=en)
- Denmark: *StatBank Denmark* (www.statbank.dk)
- Estonia: *Eesti Hariduse Infosüsteem* (www.haridussilm.ee)
- Finland: *Opetushallinnon tilastopalvelu Vipunen* (www.vipunen.fi)
- Germany: *Statistisches Bundesamt* (www.destatis.de)
- Greece: *Ελληνική Στατιστική Αρχή* (www.statistics.gr)
- Ireland: Higher Education Authority (www.hea.ie)
- Italy: *Ufficio di Statistica - Ministero dell'Instruzione, dell'Università e della Ricerca* (statistica.miur.it)
- Latvia: *Izglītības un zinātnes ministrija* (www.izm.gov.lv), *Centrālā statistikas pārvalde* (www.csb.gov.lv)
- Lithuania: *Oficialiosios statistikos portalas* (osp.stat.gov.lt)
- Netherlands: *Centraal Bureau voor de Statistiek* (statline.cbs.nl)
- Poland: *Główny Urząd Statystyczny* (stat.gov.pl/obszary-tematyczne/edukacja)
- Spain: *Estadísticas Universitarias. Ministerio de Educación, Cultura y Deporte* (www.mecd.gob.es/servicios-al-ciudadano-mecd/estadisticas/educacion/universitaria/estadisticas.html)
- Switzerland: *Bundesamt für Statistik* (www.bfs.admin.ch)
- UK: Higher Education Statistics Agency (www.hesa.ac.uk)

The data provided by these sources are public-domain except in the UK, where HESA sells its reports [UK1]. For Romania, differently than all other countries in this report, the data was collected by direct personal contact with all the Deans of Informatics Faculties in the country.

For the list of institutions (Appendix A), several sources were consulted in each country, including references AT1-AT2, BE1-BE2, BG1, DK1-DK2, FI1-FI2, GE1-GE3, IT1, LT1, NE1-NE2, PL1, SW1-SW3, UK1-UK3, university websites and national contacts.

Like its previous editions, this report includes statistics not only from traditional “**Research Universities**” but also from “**Universities of Applied Sciences**”: *Fachhochschulen* (Austria, Germany and Switzerland³), *Hautes Écoles* (Belgium French community), *Hogescholen* (Belgium Flemish community and The Netherlands), *Колежу* (Bulgaria), *Rakenduskõrgkoolid* (Estonia), *Ammattikorkeakoulujen*⁴ (Finland), *Professionshøjskolerne* (Denmark), Institutes of Technology (Ireland), *Kolegija* (Lithuania).

These institutions [EU1], known by different names in different countries (a common English translation is virtually impossible) have a common profile, they do offer profession- (or vocation-) oriented higher education studies. In a few countries only at Bachelor level, but in most, studies at Bachelor and Master level. Excluding Ireland, where Institutes of Technology perform research and do offer PhD studies in Informatics, in all the other countries included in this report, UAS do not offer PhD studies and in general do not perform scientific research. In Estonia, most Universities of Applied Sciences are part of Research Universities and have common professors and teaching staff.

Omitting enrolled students and graduates from these institutions would have an important downward effect on the reliability of this report since a significant proportion of Informatics students (e.g. the majority in Belgium, Finland, Netherlands and Switzerland, about half in Germany, Estonia, Ireland) study in such institutions. In addition, it would skew comparisons with the UK, where “polytechnics”, formerly the equivalent of Universities of Applied Sciences, no longer exist as a separate category, having as a result of the Further and Higher Education Act 1992 been either turned into universities or incorporated into existing ones [UK4].

2.3 Data sources for salaries

For salaries (Section 8), reported at the level of PhD Candidate, Postdoctoral Researcher and several Professor ranks, the present report is based on data from Austria, Belgium, Estonia, France, Germany, Greece, Italy, Latvia, Lithuania, The Netherlands, Poland, Romania, Spain, Switzerland and the UK. In most of these countries information on the base gross salaries of academics is publicly available and reported by higher education and research ministries, academics associations, unions, or directly by the universities. The only three exceptions are Latvia, Lithuania and Estonia. In Latvia, the salary data was collected by directly interviewing representatives of a number of selected relevant institutions. In Lithuania, the numbers for professor salaries were taken from the polling conducted by the local news agency among state Lithuanian Universities. In Estonia, the data was provided by all institutions offering Informatics higher education studies in the country. We report salaries for academic positions at traditional research universities, salaries paid at Universities of Applied Sciences were not included in this report, except for Estonia where teaching positions and employment conditions are exactly the same in both kind of institutions.

2.4 A general warning

This report has chosen, as noted, precision and exactness over generality. We have limited ourselves to countries and parameters for which reliable official data was available⁵. We have high confidence in the quality of the results presented here, and ask the reader to be wary of hasty reactions if some results do not immediately seem believable. Even if you think *you* know the situation in your country inside out, and a particular figure does not “look right”, please remember the following observations:

³ For discussions of institutions, programs and degrees in Switzerland, we rely on English terminology when in common use, or otherwise on German terminology. French and Italian equivalents of these terms are used in the corresponding regions.

⁴ For discussions of institutions, programs and degrees in Finland, we rely on English terminology when in common use, or otherwise on Finnish terminology. Swedish equivalents of these terms are used in institutions where the primary language of instruction is Swedish.

⁵ The two exceptions, clearly marked as such, are the rough extrapolations in Sections 5.4 and 6.4.

- Do not jump to conclusions after reading the results in a table without consulting the notes that follow it. This comment is particularly important for the salary tables of Section 8, since salary and career conditions vary considerably across countries.
- Student numbers comparisons must take into account the differing definitions of universities, in particular the notion of “University of Applied Sciences” as it exists in some of the countries surveyed.
- All numerical information comes from official governmental sources⁶. In some cases, colleagues told us that they had doubts about some of the resulting figures. Our view has been that, whatever their possible limitations, we were better off trusting government statistical offices than relying on private sources.

Genuine errors may of course have crept in, and we will be grateful to receive corrections.

⁶ Here too exceptions are marked clearly, for example with the mention “X, personal communication”.

3 Names of subjects

Informatics is known under different names in different European languages and countries, and in English as well. Table 1 lists the subject names that were used to identify Informatics programs in the countries selected for the survey of institutions in Appendix A.

When a clear translation of foreign terms into English exists, it is given in parentheses. Not included are some programs with Informatics content taught in non-Informatics curricula, for example in Electrical Engineering in universities where this discipline is separated from Informatics. Note that we used the term “Informatics” as a translation of *Informatik*, *Informatica*, *Informatique*, *Informaatika*, etc., although some departments in non-English speaking countries translate it as “Computer Science” in the English versions of their web sites. Note also that in many countries Master programs are offered and have official English names.

Table 1. Names of Informatics subjects	
Austria	<i>Angewandte Informatik</i> (Applied Informatics); Applied Image and Signal Processing; <i>Bioinformatik</i> (Bioinformatics); <i>Biomedizinisches Ingenieurwesen</i> (Biomedical Engineering); <i>Biomedizinische Ingenieurwissenschaften</i> (Biomedical Engineering Sciences); Business Process Engineering & Management; Cloud Computing Engineering; Computational Intelligence; Game Engineering & Simulation; <i>Gesundheitsinformatik</i> (E-health); Hardware-Software-Design; <i>Informatik</i> (Informatics); Information Security Management; <i>Informations- und Kommunikationssysteme</i> (Information and Communication Systems); <i>Informationstechnologien und Telekommunikation</i> (Information technologies and telecommunication); <i>Informationstechnologien und Wirtschaftsinformatik</i> (Information Technologies and Business Informatics); <i>Informationsmanagement</i> (Information Management); <i>Informationsmanagement und Computersicherheit</i> (Information Management and IT Security); IT Security; IT & Mobile Security; Information Security; Interactive Media; <i>Medieninformatik</i> (Media Informatics); <i>Medizinische Informatik</i> (Medical Informatics); Mobile Computing; Multimedia Technology; Pervasive Computing; Scientific Computing; <i>Sichere Informationssysteme</i> (Secure Information Systems); <i>Softwareentwicklung</i> (Software Engineering); Software & Information Engineering; Software Engineering & Internet Computing; <i>Technische Informatik</i> (Computer Engineering); Visual Computing; Web Communication & Information Systems; <i>Wirtschaftsinformatik</i> (Business Informatics).
Belgium (Flanders and Wallonia)	<i>Architecture des Systèmes Informatiques</i> (Computer System Architecture); <i>Bio-informatica</i> (Bionformatics); <i>Bioinformatique et Modélisation</i> (Bio-informatics and Modelling); <i>Cybersécurité</i> (Cybersecurity); Computer Science; Computer Science Engineering; Computer Science and Engineering; Computer Systems Architecture; <i>Computerwetenschappen</i> (Computer Science); <i>Computernetwerken en Gedistribueerde Systemen</i> (Computer Networks and Distributed Systems); Data Science; <i>Informatica</i> (Informatics); <i>Informatique</i> (Informatics); <i>Informatique de Gestion</i> (Business Informatics); <i>Informatique et systèmes</i> (Computer Systems); <i>Ingénieur Civil en Informatique</i> (Computer Science and Engineering); <i>Multimedia en Communicatietechnologie</i> (Multimedia and Communication Technology); <i>Sciences Informatiques</i> (Computer Science); Software Engineering; <i>Technologie de l'informatique</i> (Information Technology); <i>Toegepaste Informatica</i> (Applied Informatics); <i>Wiskundige Informatica</i> (Mathematical Informatics).
Bulgaria	<i>Бизнес информатика</i> (Business Informatics); <i>Бизнес информатика и иконометрия</i> (Business Informatics and Econometrics); <i>Бизнес информационни технологии</i> (Business Information Technologies); <i>Био- и медицинска информатика</i> (Bio- and Medical Informatics); <i>Вградени системи</i> (Embedded Systems); Data Science; Desktop and Mobile Computers; E-Business; <i>Електронен бизнес и електронно управление</i> (E-Business and E-Management); <i>Защита на информацията в компютърните системи и мрежи</i> (Protection of Information in Computer Systems and Networks); <i>Извличане на информация и откриване на знания</i> (Information Retrieval and Knowledge Discovery); <i>Изкуствен интелект</i> (Artificial Intelligence); <i>Икономическа информатика</i> (Business informatics); <i>Информатика</i> (Informatics); <i>Информатика и информационни технологии</i> (Informatics and Information Technologies); <i>Информатика и информационни технологии в бизнеса</i> (Informatics and Information Technologies in Business); <i>Информатика и компютърни науки</i> (Informatics and Computer Science); <i>Информатика и софтуерни науки</i> (Informatics and Software Science); <i>Информационно брокерство</i> (Information Brokering); <i>Информационна сигурност</i>

	(Information Security); <i>Информационни системи</i> (Information Systems); <i>Информационни системи и технологии</i> (Information Systems and Technologies); <i>Информационни технологии</i> (Information Technologies); <i>Информационно-технологични услуги и проекти</i> (IT Services and Projects); <i>Киберсигурност</i> (Cybersecurity); <i>Компютърна графика</i> (Computer Graphics); <i>Компютърна информатика</i> (Computer Informatics); <i>Компютърна лингвистика</i> (Computer Linguistics); <i>Компютърни игри и анимация</i> (Computer Games and Animations); <i>Компютърни информационни технологии</i> (Computer Information Technologies); <i>Компютърни науки</i> (Computer Science); <i>Логика и алгоритми</i> (Logic and Algorithms); <i>Мехатроника и роботика</i> (Mechatronics and Robotics); <i>Мобилни и уеб технологии</i> (Mobile and Web Technology); <i>Мрежови технологии</i> (Network Technologies); <i>Мултимедийни технологии</i> (Multimedia Technologies); <i>Мултимедийни технологии и уеб дизайн</i> (Multimedia Technology and Web Design); <i>Приложна информатика</i> (Applied Computer Science); <i>Разпределени системи и мобилни технологии</i> (Distributed Systems and Mobile Technologies); <i>Системно администриране</i> (System Administration); <i>Софтуерно инженерство</i> (Software Engineering); <i>Софтуерни системи и технологии</i> (Software Systems and Technologies); <i>Софтуерни технологии</i> (Software Technologies); <i>Софтуерни технологии и дизайн</i> (Software Technologies and Design); <i>Софтуерни архитектури и управление на качеството</i> (Software architectures and Quality Assurance of Software); <i>Софтуерни технологии в Интернет</i> (Internet Software Technologies); <i>Технологии за знания и иновации</i> (Technology Knowledge and Innovation); <i>Технологично предприемачество и иновации в информационните технологии</i> (Technology Entrepreneurship and Innovations in IT); <i>Уеб дизайн</i> (Wed design); <i>Уеб технологии и разработване на софтуер</i> (World-wide web technologies and software development); <i>Управление на проекти по информационни технологии</i> (IT Project Management); <i>Цифрови технологии в креативните и рекреативни индустрии</i> (Digital technologies in creative and re-creative industries).
Denmark	<i>Datalogi</i> (Computer Science); <i>Digitale medier og design</i> (Digital Media and Design); <i>Global virksomhedsinformatik</i> (Global Business Informatics); <i>Informatik</i> (Informatics); <i>Interaktionsdesign</i> (Interaction Design); <i>IT-produktudvikling</i> (IT product development); <i>Kryptologi</i> (Cryptology); <i>Medialogi</i> (Medialogy); <i>Maskinintelligens</i> (Machine Intelligence); <i>Softwareudvikling</i> (Software Development); <i>Softwareudvikling og teknologi</i> (Software Development).
Estonia	<i>Arvutigraafika</i> (Computer Graphics); <i>Arvutisüsteemid</i> (Computer and Systems Engineering); <i>Avatud ühiskonna tehnoloogiad</i> (Open Society Technologies); <i>Äriinfotehnoloogia</i> (Business Information Technology); <i>Digimuutused ettevõttes</i> (Digital Transformation in Business); <i>Digitaalsed õpimängud</i> (Digital Learning Games); <i>E-riigi tehnoloogiad ja teenused</i> (E-Governance Technologies and Services); <i>Haridustehnoloogia</i> (Educational Technology); <i>Info- ja kommunikatsioonitehnoloogia</i> (Information and Communication Technology); <i>Informaatika</i> (Computer Science); <i>Informaatika</i> (Informatics); <i>Infosüsteemide analüüs ja kavandamine</i> (Analysis and Design of Informations Systems); <i>Infotehnoloogia</i> (Information Technology); <i>Infotehnoloogia mitteinformaatikutele</i> (Conversion Master in IT); <i>Infotehnoloogiliste süsteemide arendus</i> (Information Technology Systems Development); <i>Infoühiskonna tehnoloogiad</i> (Information Society Technologies); <i>Inimese ja arvuti interaktsioon</i> (Human-Computer Interaction); <i>IT süsteemide administreerimine</i> (IT Systems Administration); <i>IT süsteemide arendus</i> (IT Systems Development); <i>Küberkaitse</i> (Cybersecurity); <i>Küberturbe tehnoloogiad</i> (Cyber Security Engineering); <i>Programmeerimine</i> (Programming); <i>Rakendusinformaatika</i> (Applied Computer Science); <i>Tarkvaraarendus ja ettevõtlus</i> (Software Engineering and Entrepreneurship); <i>Tarkvaratehnika</i> (Software Engineering); <i>Telemaatika ja arukad süsteemid</i> (Telematics and Smart Systems).
Finland	<i>Automaatio- ja informaatioteknologia</i> (Automation and Information Technology); <i>Automaatiotekniikka</i> (Automation Technology); <i>Automation and Electrical Engineering</i> ; <i>Automation Engineering</i> ; <i>Automation Technology</i> ; <i>Älykäs teollisuus ja uudet liiketoimintakonseptit</i> (Intelligent Manufacturing and New Business Concepts); <i>Älykkäät tietojärjestelmät</i> (Intelligent Information Systems); <i>Big Data Analytics</i> ; <i>Bioinformaatioteknologia</i> (Bioinformation Technology); <i>Bioinformatics</i> ; <i>Biotalous</i> (Bioeconomy ICT); <i>Business Informatics</i> ; <i>Business Information Technology</i> ; <i>Cognitive Computing and Collective Intelligence</i> ; <i>Cognitive Science</i> ; <i>Communications Engineering</i> ; <i>Computational Big Data Analytics</i> ; <i>Computer, Communication and Information Sciences</i> ; <i>Computer Science</i> ; <i>Computer Science and Engineering</i> ; <i>Cyber Security</i> ; <i>Data Science</i> ; <i>Digitaalinen toimitusketju</i> (Digital Value Chain); <i>Digitaaliset teknologiat</i> (Digital Technologies); <i>Digital Health</i> ; <i>Digital Health and Life Sciences</i> ; <i>El- och automationsteknik</i> ⁷ (Electrical and Automation Engineering); <i>Electrical and Automation Engineering</i> ; <i>Embedded Computing</i> ; <i>Energia-</i>

⁷ Swedish term. The program is offered by one of the Swedish-speaking higher education institutions (Åbo Akademi University, Hanken School of Economics, Arcada UAS, Novia UAS)

	<i>ja informaatiotekniikka</i> (Energy and Information Technology); Full Stack Software Development; Human-Technology Interaction; ICT Innovation; <i>Informaatioverkostot</i> (Information Networks); Information and Service Management; Information Networks; Information Security and Cryptography; Information and Communications Technology; Information Systems; Information Technology; <i>Informationsteknik</i> ⁷ / <i>Informationsteknologi</i> ⁷ (Information Technology); Internet of Things; Internet and Game Studies; Game Design; <i>Laskennallinen tekniikka</i> (Computational Engineering); <i>Liiketoiminnan data-analytiikka ja visualisointi</i> (Business Data Analytics and Visualisation); <i>Sähkö- ja automaatiotekniikka</i> (Electrical and Automation Engineering); Security and Cloud Computing; Software Development; Software Engineering; Software Engineering and Digital Transformation; Software Engineering and Service Design; Software, Systems and Services Development in the Global Environment; <i>Tietojärjestelmäosaaminen</i> (Information Systems); <i>Tietojärjestelmätiede</i> (Information Systems Science); <i>Tieto- ja viestintäteknikka</i> (Information and Communications Technology); <i>Tietojenkäsittely</i> (Computing); <i>Tietojenkäsittelyoppi/Tietojenkäsittelytiede</i> (Computer Science); <i>Tietotekniikka</i> (Computer Science/Information Technology); <i>Tulevaisuuden innovatiiviset digitaaliset palvelut</i> (Future Innovative Digital Services); Wireless Industrial Automation.
Germany	<i>Bioinformatik</i> (Bioinformatics); <i>Computer- und Kommunikationstechniken</i> (Computer and Communications Engineering); <i>Informatik</i> (Informatics); <i>Ingenieurinformatik/Technische Informatik/Informationstechnik</i> (Computer Engineering); <i>Medieninformatik</i> (Media Informatics); <i>Medizinische Informatik</i> (Medical Informatics); <i>Wirtschaftsinformatik</i> (Business Informatics or Information Systems).
Greece	<i>Πληροφορική και Τηλεπικοινωνίες</i> (Informatics and Telecommunications); <i>Μηχανική Πληροφορικής και Επικοινωνιακών Συστημάτων</i> (Information and Communication Systems Engineering); <i>Μηχανική Η/Υ, Τηλεπικοινωνιών και Δικτύων</i> (Computer and Communication Engineering); <i>Πληροφορική</i> (Informatics); <i>Ηλεκτρολόγων Μηχανικών και Τεχνολογίας Υπολογιστών</i> (Electrical and Computer Engineering); <i>Επιστήμη Υπολογιστών</i> (Computer Science); <i>Μηχανική Η/Υ και Πληροφορικής</i> (Computer Engineering and Informatics); <i>Ψηφικά Συστήματα</i> (Digital Systems); <i>Εφαρμοσμένη Πληροφορική</i> (Applied Informatics); <i>Πληροφορική και Τηλεματική</i> (Informatics and Telematics); <i>Επιστήμη και Τεχνολογία Υπολογιστών</i> (Computer Science and Technology); <i>Επιστήμη και Τεχνολογία Τηλεπικοινωνιών</i> (Telecommunications Science and Technology); <i>Πληροφορική με εφαρμογές στην βιοιατρική</i> (Computer Science and Biomedical Informatics); <i>Ηλεκτρονικών Μηχανικών και Μηχανικών Υπολογιστών</i> (Electronic and Computer Engineering).
Ireland	Applied Computing; Business and Information Technology; Business Information Systems; Computational Problem-Solving; Computational Thinking; Computer and Communications Engineering; Computer Applications; Computer Forensics & Security; Computer Games Development; Computer Networks and Systems Management; Computer Science and Business; Computer Science and Language; Computer Science, Mathematics and Philosophy; Computer Science; Computer Systems; Computer, Electronic and Communications Engineering; Computing - Games Design and Development; Computing in Multimedia Systems/Web Engineering; Computing with Cloud; Computing with French; Computing with Mobile App Development; Computing with Multimedia; Computing with Software Development; Electronic and Computer Engineering; Enterprise Computing; Green Information Technology; Information Systems Management; Information Technology; Interactive Applications Design and Development; Internet Systems Development; Management Science and Information Systems Studies; Multimedia Programming and Design; Software Design and Development; Software Development and Computer Networking; Software Development; Software Engineering; Web Development.
Italy	<i>Bioinformatica</i> (Bioinformatics); <i>Comunicazione Digitale</i> (Digital Communication); <i>Comunicazione Multimediale</i> (Multimedia Communication); <i>Informatica</i> (Informatics); <i>Informatica Musicale</i> (Musical Informatics); <i>Informatica per le Discipline Umanistiche</i> (Informatics for Humanities); <i>Informatica per il Management</i> (Management Informatics); <i>Ingegneria dell'Informazione</i> (Information Engineering); <i>Ingegneria Informatica</i> (Informatics Engineering); <i>Scienze e Tecnologie dell'Informazione</i> (Information Science and Technology); <i>Sicurezza Informatica</i> (Informatics Security); <i>Tecniche e Metodi per la Società dell'Informazione</i> (Techniques and Methods for the Information Society).
Latvia	<i>Automātika un datortehnika</i> (Automation and Computing Machinery); <i>Biznesa informātika</i> (Business Informatics); <i>Datorzinātne</i> (Computer Science); <i>Datorsistēmas</i> (Computer Systems); <i>Datorvadība un datorzinātne</i> (Computer Control and Computer Systems); <i>Elektronika</i> (Electronics); <i>E-studiju tehnoloģijas un pārvaldība</i> (E-Learning Technologies and Management); <i>Informācijas sistēmas</i> (Information Systems); <i>Informācijas sistēmu vadība</i> (Management of Information Systems); <i>Informācijas tehnoloģija</i> (Information Technology); <i>Intelektuālās</i>

	<p><i>robotizētās sistēmas</i> (Intelligent Robotised systems); <i>Mehatronika</i> (Mechatronics); <i>Programmēšana</i> (Programming); <i>Programmēšanas inženieris</i> (Programming Engineer); <i>Mikroelektronisko čipu datorvadīta projektēšana</i> (Computer-Aided Design of Microelectronic Chips); <i>Sociotehnisku sistēmu modelēšana</i> (Modelling of Socio-Technical Systems); <i>Telekomunikācijas</i> (Telecommunications); <i>Telemātika un loģistika</i> (Telematics and Logistics); <i>Transporta datorvadība</i>; <i>Informācijas un elektroniskās sistēmas</i> (Computer Control of Transport, Information and Electronic Systems); <i>Transporta elektronika un telemātika</i> (Transport Electronics and Telematics).</p>
Lithuania	<p><i>Bioinformatika</i> (Bioinformatics); <i>Informatika</i> (Informatics); <i>Informacijos ir informacinių technologijų sauga</i> (Information and Information Technologies Security); <i>Informacijos sistemos</i> (Information Systems); <i>Informacijos sistemos ir kibernetinė sauga</i> (Information Systems and Cyber Security); <i>Informacijos sistemų kūrimas ir priežiūra</i> (Development and Maintenance of Information Systems); <i>Informacinės finansų sistemos</i> (Information Finance Systems); <i>Informacinių sistemų diegimas ir priežiūra</i> (Information System Implementation and Support); <i>Informacinių sistemų inžinerija</i> (Information Systems Engineering); <i>Informacinių sistemų programų inžinerija</i> (Information Systems Software Engineering); <i>Informatikos inžinerija</i> (Informatics Engineering); <i>Informatikos ir skaitmeninio turinio</i> (Informatics and Digital Content); <i>Informatikos ir vaizdo turinio</i> (Informatics and Visual Contents); <i>Informatikos sistemos</i> (Informatics Systems); <i>Informacinės technologijos</i> (Information Technologies); <i>Interaktyvios medijos ir technologijos</i> (Interactive Media and Technology); <i>Interneto inžinerija</i> (Internet Engineering); <i>Inžinerinė informatika</i> (Engineering Informatics); <i>Finansų technologijos</i> (Financial Technology); <i>Kompiuterinis modeliavimas</i> (Computer Modelling); <i>Kompiuteriniai žaidimai ir animacija</i> (Computer Games and Animation); <i>Multimedijos ir verslo informacinės sistemos</i> (Multimedia and Business Information Systems); <i>Nuotolinio mokymosi informacinės technologijos</i> (Information Technologies of Distance education); <i>Programavimas ir internetinės technologijos</i> (Computer Programming and Web-technologies); <i>Programavimas ir multimedia</i> (Programming and Multimedia); <i>Programų inžinerija</i> (Software Engineering); <i>Programų sistemos</i> (Software Systems); <i>Programų sistemų inžinerija</i> (Software Engineering); <i>Skaitmeninio dizaino technologijos</i> (Digital Design Technologies); <i>Sveikatos informatika</i> (Health Informatics); <i>Taikomoji informatika</i> (Applied Informatics); <i>Taikomoji informatika ir programavimas</i> (Applied Informatics and Programming); <i>Techninių informacinių sistemų inžinerija</i> (Technical Information Systems Engineering); <i>Verslo informatika</i> (Business Informatics); <i>Verslo ir taikomosios informatikos</i> (Business and Applied Informatics); <i>Žaidimų kūrimas</i> (Game development).</p>
Netherlands	<p><i>Bedrijfskundige Informatica</i> (Business IT & Management); <i>Bio-informatica</i> (Bioinformatics); Business Informatics; <i>Communicatiesystemen</i> (Communication Systems); Communication and Multimedia Design; Embedded Systems; Game and Media Technology; <i>Informatica</i> (Informatics); <i>Informatiekunde</i> (Information Science); Information Security; <i>Kunstmatige Intelligentie</i> (Artificial Intelligence); Software Engineering; <i>Technische Informatica</i> (Computer Science and Engineering).</p>
Poland	<p><i>Aplikacje internetu rzeczy</i> (Applications of Internet of Things); <i>Bioinformatyka</i> (Bioinformatics); <i>Biznes elektroniczny</i> (Electronic Business); <i>Edukacja techniczno - informatyczna</i> (IT-education); <i>Elektroniczne przetwarzanie informacji</i> (Electronic Data Processing); <i>Geoinformatyka</i> (Geoinformatics); <i>Grafika komputerowa i multimedia</i> (Computer Graphics and Multimedia); <i>Informatyka</i> (Computer Science); <i>Informatyka i Cyberbezpieczeństwo</i> (Computer Science and Cyber Security); <i>Informatyka przemysłowa</i> (Industrial Informatics); <i>Informatyka i technologie informacyjne</i> (Computer Science and Information Technology); <i>Informatyka stosowana</i> (Applied Computer Science); <i>Informatyka w Przedsiębiorstwie</i> (Information Technology in Industry); <i>Informatyka w Biznesie i Administracji</i> (Information Technology in Administration and Management); <i>Informatyczne techniki zarządzania</i> (Information Technology Management); <i>Informatyka i ekonometria</i> (Computer Science and Econometrics); <i>Informatyka w medycynie</i> (Computer science in Medicine); <i>Inżynieria danych</i> (Engineering Data); <i>Kryptologia i cyberbezpieczeństwo</i> (Cryptology and Cyber Security); <i>Programowanie i technologie www</i> (Programming and Internet Technologies); <i>Programowanie obrabiarek CNC</i> (Machine Tools Programming); <i>Systemy informatyczne w przemyśle</i> (Information Systems in Industry); <i>Systemy informatyczne w bezpieczeństwie</i> (Information Systems in Security); <i>Techniczne zastosowania Internetu</i> (Technical Use of the Internet); <i>Technologie komputerowe</i> (Computer Technologies); <i>Teleinformatyka</i> (Teleinformatics).</p>
Romania	<p><i>Calculatoare</i> (Computers); <i>Informatica</i> (Informatics); <i>Informatica Aplicata</i> (Applied Informatics); <i>Informatica Economica</i> (Business Informatics); <i>Tehnologia Informatiei</i> (Information Technology).</p>
Switzerland	<p><i>Bioinformatik</i> (Bioinformatics); <i>Computerlinguistik</i> (Computer Linguistics); <i>Geoinformatik</i> (Geoinformatics); <i>Informatik</i> (Informatics); <i>Ingenieurinformatik/Technische Informatik</i> (Computer Engineering); <i>Kommunikationssysteme</i> (Communication Systems); <i>Medieninformatik</i> (Media</p>

	Informatics); <i>Neuroinformatik</i> (Neuroinformatics); <i>Rechnergestützte Wissenschaften</i> (Computational Science and Engineering); <i>Softwaresysteme</i> (Software Systems); <i>Wirtschaftsinformatik</i> (Business Informatics or Information Systems).
Spain	<i>Diseño y Desarrollo de Videojuegos</i> (Video Game Design and Development); <i>Ingeniería de Computadores</i> (Computer Engineering); <i>Ingeniería en Desarrollo de Contenidos Digitales</i> (Digital Content Development Engineering); <i>Ingeniería Informática</i> (Informatics Engineering); <i>Informática y Servicios</i> (Information Technology and Services); <i>Ingeniería del Software</i> (Software Engineering); <i>Matemática Computacional</i> (Computational Mathematics); <i>Matemática e Informática</i> (Mathematics and Informatics); <i>Multimedia</i> ; <i>Sistemas de Información</i> (Information Systems); <i>Sistemas TIC</i> (IT Systems); <i>Tecnologías de la Información</i> (Information Technology).
UK	Advanced Computing; Advanced Computing (Machine Learning, Data Mining and High-Performance Computing); Advanced Computer Science; Advanced Computer Science and IT Management; Artificial Intelligence; Artificial Intelligence and Computer Science; Big Data; Cognitive Science; Computer Science; Computer Science (Human Computer Interaction); Computer Science and Electronics; Computer Science and Philosophy; Computer Science and Management Science; Computer Science and Physics; Computer Science with Artificial Intelligence; Computer Science with Business Management; Computer Science with Distributed Systems and Networks; Computer Science with Image and Multimedia Systems; Computer Science with Innovation; Computer Science with Management; Computer Science with Mobile and Secure Systems; Computer Systems Engineering; Computing; Computing and Mathematics; Computing Science; Data Science; Design Informatics; Electronic & Software Engineering; Distributed and Networked Systems; Informatics; Information Security; Information Systems; Information Technology; Internet of Things; Mathematics and Computer Science; Software Development; Software Engineering; Software and Systems Security; Software Engineering with Management; Web Science; Others in Computing Sciences.

For Finland, in addition to the provided BSc and MSc degree programs, there are also the broad Science, Science and Engineering or Science and Technology BSc programs at several universities which contain ICT-area majors⁸.

For Switzerland, we present the subject names in German, universities in the French-speaking and the Italian-speaking parts of the country rely on equivalents in their respective languages.

For the UK, we provide a non-exhaustive list of undergraduate and graduate programs consulting the website of Informatics Europe member institutions from the UK and a few more universities. The actual practice is much more diverse, as universities use a variety of names, partly with eyes on marketing the subjects to prospective students⁹.

It is clear from this table that the discipline has a branding problem in Europe. While tradition is an obstacle, converging on a single name would help convey the discipline's fundamental unity. Another trend is the large number of interdisciplinary programs offered by Universities and Universities of Applied Sciences in most European countries. Informatics content might be combined with Business Administration (e.g. Business Informatics, IT Management & Business, Business Information Systems, Computer Science and Business), Engineering (e.g. Computer Science and Engineering, Electronics and Computer Engineering, Automation and Information Technology, etc), Mathematics (e.g. Computing and Mathematics, Mathematics and Informatics, Mathematical Informatics) or Life Science disciplines (e.g. Bioinformatics, Medical Informatics, E-health, etc.). The integration of two disciplines makes the branding problem more complicated since there is no straightforward answer under which fields of study such interdisciplinary programs should be classified: Informatics or Business/Engineering/Mathematics/Life science.

⁸ Pekka Orponen, personal communication.

⁹ Jane Hillston, personal communication.

4 Systems of Higher Education

In the United States, another major region with a modern, advanced, influential and prestigious network of universities¹⁰, the system of higher education is well-understood. It is also homogeneous in the sense that most universities rely on a considerable collection of common rules, practices, conventions and assumptions, covering the definition of degrees, the modes of recruitment, the role of universities, the status of faculties and other essential ingredients of the structure of higher education. Most features of this system also apply to Canada.

Europe knows no such consistency. Universities as they exist in Europe today are the result of an evolution that is not only long and prestigious, going back to the eleventh and twelfth centuries (Bologna, Paris, Oxford, Salamanca and many others); Europe can lay claim to the invention not only of the notion of University but also of the modern research-oriented (“*Humboldtian*”) University. This long and prestigious history has led to diversity, compounded even more in the twentieth century by the application, in the eastern part of the continent, of a Soviet-influenced model, where research occurs in part in academies of sciences rather than universities.

As in other spheres of social activity, this diversity and the richness of national traditions is part of Europe’s strengths, but it also complicates analysis (as it complicates cooperation). This section provides some background on the specifics of education among the countries surveyed in the rest of the report.

The discussion makes frequent references to the “Bologna” process, a wide-ranging effort to harmonize European Union systems of higher education, started by a meeting of education ministers in Bologna in 1999 [EU2]. Most European countries (including non-EU members such as Switzerland) have adopted the Bologna standards or are still in the process of consolidating them.

In many European countries, Universities of Applied Sciences (UAS) with more profession (or vocation)-oriented studies have a key role in preparing students for the job market and in a number of countries are responsible by graduating the majority of Informatics professionals (see Section 2.2).

4.1 Austria

Austrian degree programs are offered by traditional (research) Universities (*Universitäten*) and by UAS (*Fachhochschulen*). Their contents and objectives are defined by the universities and are subject to approval by the ministry of education. Universities can be public or private but in either case they have to be consistent with the ministry’s requirements.

A diploma from the secondary school (=Matura) is required as general qualification for university admission. Traditional universities do not require any additional entrance exam in Informatics; UAS may apply their own requirements.

Higher education in Austria is organized according to the Bologna agreement in three levels (this is the case for traditional Universities and also for UAS):

- Bachelor program (three years)
- Master program (two years)
- PhD program (minimum three years)

Only traditional Universities have the authorization to award doctoral degrees. PhD Candidates (*Prädocs*) can be financed by the university. In this case, they are employed as *Universitätsassistent*. Or, they can be financed by grants, funds or industrial cooperation and be employed as *Forschungsassistent/Projektassistent*. There are also PhD Candidates who are not funded at all and who do not have any employment contract.

¹⁰ Other obvious examples of such networks exist in Australia, Japan and Singapore.

The same system applies for Postdoctoral Researchers (*postdocs*) who can be employed as *Universitätsassistent* or *Forschungsassistent/Projektassistent*, depending on their funding source.

The academic year in Austria is divided into semesters (winter and summer semester) and starts in October. Degree programs may start in the winter semester only (= October), or they can start both in winter and summer semester (= March).

Higher education in Informatics is usually provided at faculties of Informatics, faculties of sciences, faculties of engineering, and to a smaller extent at other areas.

At Bachelor and Master level there are numerous degree programs with different names.

Depending on the degree program the following degrees are awarded:

At the Bachelor level:

- Bachelor of Science

At the Master level:

- *Diplom-Ingenieur/Diplom-Ingenieurin (Dipl.-Ing / DI)*, comparable with Master of Science
- Master of Science

The course load for a Bachelor program is 180 ECTS in total, for a Master program 120 ECTS, and for a PhD program 180 ECTS. For all three degree programs a final thesis has to be submitted.

To the best of our knowledge internships within a company are not required, although a lot of computer science students work in the field of Informatics either during their holidays or they work part-time during the year.

4.2 Belgium

In Belgium, the higher education system is not unified across the independent communities (Flemish, French and German-speaking communities) that have their own competencies, including their own legislation on education. Each community thus has its own Ministry of Education, even though some educational matters remain the responsibility of the federal government. Below we describe the higher education system in the two main communities Flanders (Flemish) and Wallonia (French).

Higher education in both the Flemish and French communities is organized according to the Bologna agreement in three main cycles:

- Bachelor program (1st cycle, typically three years)
- Master program (2nd cycle, typically two years)
- PhD program (3rd cycle, minimum three years)

Bachelor and Master programs are offered by Universities (*Universiteit* in the Flemish community, *Université* in the French community) and University Colleges (*Hogescholen* in the Flemish community, *Hautes Écoles* in the French community). Universities focus on research and teaching and offer also post-graduate programs including PhD, which are not offered by University Colleges. University Colleges focus more on professional training and offer professional Bachelor (in a few cases academic Bachelor also) and Master programs. In addition, specialized architecture and arts schools (*Écoles Supérieures des Arts*) also exist. Universities and University Colleges cooperate intensively forming the so called "*Associatie*" in the Flemish area and "*Pôles Académiques*" in the French area. These associations are formed by one university and at least one university college. Most Bachelor Programs are offered in the language of the region, although a few internationally oriented programs are offered (fully or partially) in English. Master Programs are offered in Dutch, French or English.

Bachelor's programs can have a professional or an academic orientation. Both require a study program of at least 180 ECTS credits and take minimum three academic years to be completed. The difference lies in the general goal of the degrees: professional Bachelor's (e.g. office management, education, commerce, agriculture, health and rehabilitation, social work, applied Informatics, applied arts or the media) are more practice-oriented and focus on the competences necessary for certain professions, whereas academic Bachelors are aimed at providing the learner with theoretic knowledge for further studies at a Master's level. Academic Bachelor programs are offered mainly by Universities and a few University Colleges while professional Bachelor programs are offered exclusively by University Colleges. Some University Colleges also offer profession-oriented specialisation programs for holders of a Professional Bachelor Degree. These advanced Bachelor programs comply at least 60 ECTS credits.

Master Programs are characterized by the integration of education and research and a Master's dissertation. They mostly consist of 120 ECTS credits, sometimes 60, depending on the field of study, and therefore typically take two (sometimes one) academic years to complete. These programs aim to bring the student to an advanced level of knowledge and competences in a specific field of study. There are also a few profession-oriented Master programs offered in University Colleges that do not focus on research.

Post-initial degrees exist at Bachelor and Master level. Advanced Bachelor's programs are professional post-initial courses for specialisation. Prerequisite is a Bachelor's degree. Advanced Master's programs are academic further studies in which students can enrol after obtaining a Master's degree. They aim to deepen the knowledge and/or competences in the specific field of study. Both advanced programs require at least 60 ECTS credits and mostly take one academic year to complete.

PhD programs (also called "doctoral programs") lead to the degree of doctor, after successful completion of independent scientific research and defence of a doctoral thesis. Enrolment at doctoral programs degrees is based on several conditions, among which holding a Master's degree. The degree of doctor is only awarded by Universities.

For Bachelor Programs (both professional and academic) the general admission requirement is a secondary school-leaving certificate, the "*diploma van secundair onderwijs*" in the Flemish region or the "*certificat d'enseignement secondaire supérieur*" in the French region. Compatible certificates from foreign countries, when officially recognized on the basis of a community decree, a Belgian law, a European directive or an international convention, also grant access to Bachelor programs. Admission may also be granted to foreign students, after individual assessment of their secondary education diploma.

Academic Bachelor degrees give direct access to Master programs. Some Master degrees will give access to advanced Master programs (at least another 60 ECTS credits), in some cases after a preliminary examination. In the Flemish region, professional Bachelor degrees may give access to some Master programs after a bridging program. The program and study workload will be determined by the institution board, with due consideration for individual skills, working experience, qualifications and competences of the student after an evaluation interview. Foreign higher education degrees give access to Master programs (including advanced Master programs) if the higher education institution boards consider the foreign higher education degree equivalent to the Flemish/French community degree.

Doctoral Programs are open to graduates with a relevant Master degree, in some cases after a preliminary examination (depending on the study field). Foreign higher education degrees give access to doctoral programs if the university board considers the foreign higher education degree equivalent to a Flemish/French community Master degree. The admission may still depend on a preliminary examination.

With the exception of a few small colleges, all universities and university colleges in Belgium are publicly funded. In Flanders, colleges receive subsidies based on their teaching activities (including the number of students) and universities receive subsidies based on their teaching activities and research output. In the French-speaking

community, funding is based on the number of students but the total budget allocated to universities and colleges is fixed, irrespective of the number of students.

4.3 Bulgaria

Under the Higher Education Act (1995), higher education in Bulgaria is provided by the following institutions: universities (*университети*), specialized higher education institutions (*специализирани висши училища*) - academies (*академии*), institutes (*институтути*), and colleges (*колежи*) [BG2]. Currently, there are approximately 52 recognized higher education institutions which may be public (state owned) or private. Universities provide training in a wide range of subjects in professional areas within at least three of the four major branches of science - humanities, natural sciences, social sciences and technical sciences and may offer Bachelor's, Master's and Doctor's degrees. Specialized higher education institutions offer degrees (Bachelor, Master or Doctor) in one of the major areas of science, arts, physical education, and military science and their appellation typically signifies the specific area in which they train specialists. Colleges typically offer "Professional Bachelor" degree (*професионален бакалавър*). Colleges may be also established within the structure of a university or of a specialized higher education institution accredited for the professional areas or majors of regulated professions.

The higher education system is organized according to the Bologna agreement on three levels:

- Bachelor's programs (include two levels: "Professional Bachelor" and "Bachelor");
- Master's programs;
- Doctoral programs.

The National Evaluation and Accreditation Agency is charged with accreditation of Bulgarian higher education institutions and Bachelor's, Master's, PhD programs [BG1].

A "Professional Bachelor" program is offered by independent colleges and colleges within universities or specialized higher education institutions in different fields of study, including ICT. The education provides specialized professional training and lasts at least three years (180 ECTS). A Bachelor program (*бакалавър*) is offered by universities and specialized higher education institutions in all fields of study. Its normal length is 4 years (at least 240 ECTS). To be admitted to a Bachelor/Professional Bachelor program students must have successfully completed secondary education and state matriculation examinations. Sometimes, higher education institutions may hold additional admission exams or tests.

After receiving a Bachelor/Professional Bachelor degree students may be admitted to a Master program (*магистър*). A Master's degree is awarded after completion of at least 300 ECTS (5 years of education) on the total. The holders of a Professional Bachelor's degree have to complete a study load of at least 120 ECTS, holders of a Bachelor's degree have to complete a study load of at least one year (60 ECTS) or one year and a half (90 ECTS).

Doctoral studies are offered by universities in all fields of science, specialized higher education institutions or research organizations accredited for the specific program. There are full-time, part-time and individual-plan Doctoral programs. A full-time studies and individual-plan studies last up to three years; part-time studies and distance learning have a duration of up to 4 years. In exceptional circumstances the duration can be extended, but by no more than a year. A Doctor degree (*доктор*) can be acquired by a holder of a Master degree after a successful defense of a dissertation.

Grades

Students' knowledge and skills are graded on the basis of a six-grade system comprising of: Excellent (6.00), Very Good (5.00), Good (4.00), Fair (3.00) and Poor (2.00). The grade of at least Fair (3.00) is required for an examination to be successfully passed.

Ranking system

In Bulgaria there is a developed ranking system, called “Bulgarian University Ranking System”, supported by the Ministry of Education and Science. It has been developed to support education service users in their choice of a university. The 2017 updated version of the system contains information on 51 accredited universities in Bulgaria, which offer education in a variety of majors that have been grouped into 52 professional fields. Depending on the individual priorities and needs of each user, the system allows for producing comparisons and rankings of different scope and type in each professional field [BG3].

4.4 Denmark

Danish higher education institutions (HEIs) use the European Credit Transfer System (ECTS) for measuring study activities. 60 ECTS correspond to one year of full time study. Public HEIs are regulated by national legislation concerning degree structures, teacher qualifications and examinations. All programs are accredited by national, independent accreditation agencies and the Accreditation Council.

There are four types of institutions offering higher education programs, each with well-defined profiles:

- Academies of Professional Higher Education (*Erhvervsakademi*) offering professionally oriented first cycle degree programs.
- University Colleges (*Professionshøjskole*) offering professionally oriented first cycle degree programs.
- Research Universities (*Universitet*) offering first, second and third cycle degree programs in all academic disciplines.
- University level institutions offering first, second and third cycle degree programs in subject fields such as architecture, design, music and fine and performing arts.

Most of the HEIs are regulated by the Ministry of Science, Innovation and Higher Education. The Ministry of Culture regulates a small number of HEIs offering first, second and third cycle degree programs in fine and performing arts.

Degrees

The Academy Profession degree is awarded after 90-150 ECTS and includes a period of work placement of at least 15 ECTS. The programs are development-based and combine theoretical studies with a practical approach. The Danish title is “field of study” followed by the abbreviation AK and the English title is AP Graduate in “field of study”.

The Professional Bachelor’s degree is awarded after 180-240 ECTS and includes a period of work placement of at least 30 ECTS. The programs are applied programs. They are development-based and combine theoretical studies with a practical approach. The Danish title is *Professionsbachelor i* [field of study] and the English title is Bachelor of [field of study].

The Bachelor’s degree from a University is awarded after 180 ECTS. The programs are research-based and are offered in all scientific fields. The Danish title is *Bachelor (BSc) i* [field of study] and the English title is Bachelor (BSc) of Science in [field of study].

The Master's degree is awarded after 120 ECTS. The programs are research-based and are offered in all scientific fields. The Danish title is abbreviated to *Cand.*[latin abbreviation of academic area] *i* [field of study]. The English title is *Master of Science (MSc)* in [field of study].

The PhD degree is awarded after 180 ECTS. PhD programs are offered by the Universities and some university level institutions offering degrees in the artistic and cultural field.

Admission and progression

General access to higher education in Denmark requires an Upper Secondary School Leaving Certificate or comparable qualifications. Admission to some particular programs requires entrance examination or submission of a portfolio of artistic work.

Completion of a short-cycle degree qualifies students for admission to a first cycle program. Holders of an Academy Profession degree can obtain a Professional Bachelor's degree within the same field of study through a top-up program. Completion of a first cycle degree qualifies students for admission to the second cycle.

The 7-point grading scale is used in all state-regulated education programs as of September 2007 is the 7-point grading scale. Apart from the 7-point grading scale, pass/fail assessment may also be used. 2 is the minimum grade for passing an exam.

4.5 Estonia

Degree programs in Estonia are offered by traditional (research) Universities (*Ülikoolid*) and UAS (*Rakendusõrgkoolid*). Universities can be public or private, in either case they have to meet the requirements of the Ministry of Education and Research.

The higher education system is organised according to the Bologna agreement on three levels:

- Bachelor's programs (three years)
- Master's programs (two years)
- PhD programs (three to four years)

Any student with a secondary-level education certification can apply to a university. Universities may require entrance exams, tests, and interviews. Most of the Bachelor-level ICT programs are provided in Estonian. Estonia provides Master and PhD students a rather broad range of internationally recognised English-based degree programs. Since the 2012/2013 academic year, higher education is free of charge in Estonia for those studying full time and in Estonian. However, there is a wide range of opportunities to study free of charge also in English, especially in ICT faculties.

Bachelor studies are the first level of higher education. The nominal length of studies is generally three years with 180 ECTS credits, and in a few disciplines, is up to four years with 240 ECTS credits. Graduates who have completed their studies are awarded a Bachelor's degree. The ICT Bachelor's programs include a final thesis, which is usually 8–10 ECTS.

The admission requirements to Master's programs include the Bachelor's degree or an equivalent level of qualification. The nominal length of studies is one to two years with 60 to 120 ECTS credits, but combined with the first cycle at least five years and 300 ECTS credits. The ICT Master's programs include a thesis that must be prepared during the studies, usually during the second year and in parallel with courses.

Only research universities are authorised to award doctoral degrees. Although the universities of applied science are allowed to award Master's degrees, currently all of the ICT Master's programs are offered by traditional (research) universities.

Public and private higher education institutions are regulated by national legislation concerning degree structures and teacher qualifications. All programs have to be accredited by a national, independent accreditation agency: *Eesti Kõrghariduse Kvaliteediagentuur* (Estonian Higher Education Quality Agency). This agency is responsible for conducting institutional accreditation of higher education institutions and quality assessment of study program groups. Within the assessment process for study program groups, it is assessed whether the programs correspond with the current legislation and the national and international standards, including the quality of theoretical and practical training, the qualifications of the teaching and research staff, as well as the availability of the necessary resources.

Professional programs include a mandatory practical internship corresponding to 15% of the total ECTS of a particular program. A practical internship is also required in Bachelor and Master's programs, but the amount of time is defined by the specific program. The typical duration of the internship is 1–2 months, and the typical number of credits varies from 3–12 ECTS.

Admission requirements to PhD programs include the Master's degree or an equivalent level of qualification. It is not possible to apply to PhD studies having only a Bachelor's degree. In the 2016/2017 academic year, the principles for admission to PhD studies in the ICT faculties will change. Admission to PhD studies will take place by means of a competition, which is based on PhD thesis topics approved by the university.

A doctoral degree is granted after completion of the respective doctoral curriculum and doctoral thesis defence. Additionally, it is necessary to publish in leading international peer-reviewed scientific journals. The dissertation defence is usually public. The expected size of the defence committee is at least 5–6 members. The requirements for the defence committee differ by university. The main rules specify that at least one members of the committee should come from outside Estonia, the defence committee shall include members with a doctoral degree or an equivalent qualification.

4.6 Finland

Degree programs in Finland are offered by traditional research Universities (*yliopisto*) and Universities of Applied Sciences (*ammattikorkeakoulu*, AMK). Universities focus on scientific research and theoretical education and have the right to award doctoral degrees. By contrast, UAS are mainly multidisciplinary and regional higher education institutions that offer a pragmatic education putting the emphasis on applied research and development. In addition, UAS do not offer doctoral programs.

In total, there are fourteen Universities in the Ministry of Education and Culture sector. Two of them are foundations pursuant to the Foundations Act and the others are public corporations. Twenty-three Finnish UAS operate as public limited companies in the Ministry of Education and Culture's administrative branch. In addition to these, the universities include *Maanpuolustuskorkeakoulu* (National Defence University) which is part of the Finnish Defence Forces, *Högskolan på Åland* (Åland University of Applied Sciences) in the self-governing Province of Åland, and *Poliisiammattikorkeakoulu* (Police University College) which operates under the mandate of the Ministry of the Interior.

The objectives, extent and overall structure of degrees and specialization studies offered at Universities and UAS are defined by the following government decrees:

- The Government Decree on University Degrees (794/2004 with amendments 561/2005, 1136/2009, 967/2010, 351/2011, 421/2012, 1039/2013, 1439/2014);
- University Act (558/2009 with amendments up to 644/2016);
- The Government Decree on UAS (1129/2014).

Within the framework of these regulations, Universities and UAS decide independently on the detailed content and structure of their degrees, as well as on their annual curricula and forms of instruction.

Finland has two official national languages, Finnish and Swedish. In most institutions, the primary national language of instruction is Finnish. However, at Åbo Akademi University, in the Hanken School of Economics, Arcada UAS, Novia UAS, and Åland UAS, the primary national language of instruction is Swedish. The University of Helsinki and the Engineering Schools of Aalto University provide bilingual education. In most research universities, almost all MSc programs are taught in English, and several English-language BSc programs are also available, both in the RU and the UAS.

Admission

In Finland there is restricted entry, "*numerus clausus*", to all fields of study, as there are more applicants than there are places available, as determined in performance negotiations between the Ministry of Education and Culture and the higher education institutions.

Each higher education institution decides on which students it admits as well as on the criteria on the basis of which students are selected for admission. In general, access to first cycle higher education programs requires a Finnish matriculation examination taken at the end of the General Upper Secondary School. The same eligibility is also provided by the International Baccalaureate (IB), European Baccalaureate (EB) and *Reifeprüfung* examinations, vocational upper secondary qualification of at least three years or other degree that has been deemed equivalent. Student selection is usually based either on grades, an entrance exam, or both. In addition, some UAS may ask for the proof of a sufficient knowledge and skills for a specific program.

Higher education is free of charge for citizens of European Union member states and those belonging to the European Economic Area. For students from other states, tuition fees are charged as of 1 August 2017.

Degrees

Finland is full member of the Bologna Process since 1999. Higher education studies are measured in credits (*opintopiste*). One year of full-time studies on average is equivalent to 1600 hours of student work and is defined as 60 credits, complying with the European Credit Transfer and Accumulation System (ECTS).

Universities

In Universities, students can complete Bachelor's and Master's degrees, and continue to academic postgraduate degrees. Universities may also provide professional specialization programs, degree modules as open university education or as other non-degree studies, and continuing professional education.

Attainment of the first cycle university degree (Bachelor, *kandidaatti*) requires at least 180 credits (three years of full-time study), including 6-10 credits for a Bachelor's thesis.

Second cycle university degrees (Master) are taken after a Bachelor's degree or equivalent studies. Its length is at least 120 credits (two years of full-time study), including 20 – 40 credits for a Master's thesis. In most fields of studies, the degree title is *maisteri*, in the field of Technology the title awarded is *diplomi-insinööri*.

Postgraduate degrees include Doctoral and Licentiate's degrees, which are completed after a Master's degree or equivalent studies. A Doctor's degree (*tohtori*) takes approximately four years of full-time study after a second cycle degree. To receive a Doctorate, a student must complete the required postgraduate studies; demonstrate independent and critical thinking in the field of research; and write a doctoral dissertation and defend it in public. A degree of Licentiate (*lisensiaatti*) may be taken before the Doctor's degree. This degree takes about two years of full-time study to complete, with postgraduate study requirements similar to a Doctorate, but with less stringent requirements on the thesis.

Universities of Applied Sciences

At UAS, students can complete Bachelor's and Master's degrees. UAS may also provide professional specialization programs, degree modules as open university education or as other non-degree studies, and continuing professional education.

The Bachelor's degree consists of 180 – 270 credits (3 - 4.5 years of full-time study) depending on the field of study. The title is *ammattikorkeakoulututkinto (AMK)*. To apply for Master's degree studies, students must have completed a Bachelor's degree program at UAS, or some other suitable higher education qualification, and had three years of work experience in the field after completing their Bachelor's degree. The Master's degree (*ylempi ammattikorkeakoulututkinto (AMK)*) consists of 60 or 90 credits (1 or 1.5 years of full-time study).

Grades

The typical grading scale at Universities is from 0 to 5 (in integers), with a grade zero meaning a fail, grade one - lowest passing grade and grade five – the highest achieved grade. Some courses do not use number grading, but give only a "pass" or "fail" mark.

4.7 France

Even though France only figures in the Positions and Salaries part of this report (Sections 7 and 8), it is useful to describe briefly some peculiarities of the French system of higher education, particularly as they pertain to Informatics.

Outsiders to the French system often miss its most distinctive characteristic and, when they discover it, find it baffling. That French exclusive is the coexistence between two components:

- Universities, as known in the rest of the world (and pioneered by France with the Sorbonne, the original University of Paris, from about 1150 on).
- *Grandes Écoles* (literally: great schools), some of them known more specifically as *Écoles d'Ingénieurs* (engineering schools).

The *Grandes Écoles* distinguish themselves from Universities through the following traits:

- They are ranked in the public mind according to a non-official but well-understood hierarchy.
- Those at the top of that hierarchy, particularly *École Polytechnique* and *École Normale Supérieure* (the Paris branch) are extremely prestigious, and better considered than universities. Polytechnique has been, since Napoleon used it to ensure that artillery would have competent engineers, the golden path to technocratic and administrative careers (complemented, for administration, by the *École Nationale d'Administration*). *Normale Supérieure* is the most prestigious path to research careers particularly in mathematics, physics and the humanities. Just behind them in the ranking and also very prestigious are *École Centrale*, *École des Mines*, *École des Ponts et Chaussées*, *École Nationale Supérieure des Télécommunications* and a few others.
- Part of the source of the prestige is the competitive nature of entrance to these schools. They only provide a set number of places every year, awarded on the basis of competitive examinations, some specific to a given school, some shared. In contrast, admission to universities (outside of specific subjects such as law and medicine) is not subject to a *numerus clausus* but dependent only on a high-school degree (*baccalauréat*), awarded to about 80% of an age group [FR1].
- For most of these schools, preparation to the competitive examination takes place not in universities but in two-year special programs (*classes préparatoires*, preparatory curriculum) physically held in high-

schools (*lycées*). These programs are extremely intensive, because of the specter of the competitions, in an atmosphere that is significantly different from universities.

- For those admitted after these two years (or three, since the second preparatory year may usually be repeated once in case of initial failure at the competitive exam), the program in the Grande École itself is generally two years, sometimes three.
- The focus of the preparatory programs and the *Grandes Écoles* is on teaching rather than research. This observation applies less to those at the top hierarchy; Polytechnique, for example, has numerous research laboratories of excellent standing, and *École Normale* is one of the high places of French research. But in the *Grandes Écoles* system at large the students get less exposed to research than they would in a Humboldt-style research university.
- Administratively, while universities are under the control of the ministry of education, some *Grandes Écoles* report to and get their financing from other departments. Polytechnique, for example, traditionally enjoys good funding though being formally a military school, managed by the department of defence.

The two systems, universities and *Grandes Écoles*, are not entirely disjoint, and efforts have taken place over recent years to establish bridges and build consortia. As an example of a bridge, paths exist for the best university students to transfer to a *Grande École* outside of the usual competition system; the other way around, many *Grandes Écoles* students take advanced degrees in universities, or pursue research there. As an example of a consortium, created in particular to achieve a scaling-up effect with a view to better positioning in international rankings, the new Paris-Saclay university brings together over 20 institutions including Paris-Sud University and the Polytechnique, Centrale and HEC *Grandes Écoles*. The fundamental division remains, however, and the differences of prestige remain firmly anchored in the French mindset. (The French equivalent of the popular saying “*This is not rocket science*” is “*This does not require a degree from Polytechnique*”.)

While universities in general have not encountered undue difficulties in moving to the Bologna system, the *Grandes Écoles* are having a harder time. The problem is in part the existence of the two-year preparatory system, which does not give students any degree (they are supposed to get into some *Grande École*, and those who fail can usually transfer to the third year of a University), and would be too short for a Bachelor’s anyway. *Grande École* degrees are usually positioned as equivalent to a Master’s.

The planned inclusion of French student and degree data in future editions of this report will have to take into account these important peculiarities of the French system of higher education, which are particularly relevant to education in Informatics.

4.8 Germany

Education in Germany is governed and organised by the states (*Länder*), not by the federal government. Therefore, one has to deal with 16 state university laws that in some respect show slight differences. Nevertheless, the 16 states agree on the general structural properties of higher education. The standing conference of Ministers of Education (*Kultusministerkonferenz, KMK*) releases common regulations that the states are expected to observe.

Higher education in Germany differentiates three types of institutions: Universities (*Universitäten*), UAS (*Fachhochschulen*) and Universities of Cooperative Education (*Duale Hochschulen*).

Universities are the traditional institutions of higher education. They are research oriented and offer Bachelor, Master, and PhD degrees. The Universities’ Bachelor Informatics programs provide the scientific and methodological foundations of the discipline. Master programs are research oriented involving students in the current research activities of the Universities and allow a smooth transition to PhD programs. Qualification for professors is a PhD and the Habilitation or equivalent achievements.

Fachhochschulen are the successors of the previous engineering schools. They have in general a limited scope of topics (mostly engineering and business administration). Education at *Fachhochschulen* is more application oriented providing knowledge and skills directly needed by the job market. Despite the different profile academic degrees from University and *Fachhochschule* are formally equivalent which means that graduates from *Fachhochschule* may continue a Master program at a University and vice versa. Qualification for a professor at *Fachhochschule* is a PhD and five years of practical work experience.

Duale Hochschule is the new name for what was previously called a *Berufsakademie* (vocational academy). In some states the *Duale Hochschulen* are recognized as academic institutions. They offer Bachelor degrees in cooperation with companies. The education is organised as phases where students work at their company interleaving with phases in classes at the University. The students finish with a Bachelor's degree, which also formally entitles them to continue with a Master program at *Fachhochschule* or University, if the institution is officially recognized as academic. Students are from the very beginning employees of the company and earn some money. Qualification for a professor at *Duale Hochschule* is an academic degree and five years of practical work experience.

Students in Informatics are enrolled in roughly equal numbers in University and *Fachhochschule*. In terms of student numbers, *Duale Hochschule* does not play a major role. For the remainder of this document, we refer to Universities only, since they represent the members of Informatics Europe in Germany.

The structure of an Informatics program is usually a 3-year Bachelor (180 ECTS) and a 2-year Master (120 ECTS). Bachelor programs may be up to four years, but in this case the corresponding consecutive Master program has to be only one year, since the complete Bachelor-Master-cycle has to be five years corresponding to 300 ECTS. Basic entrance requirement for Bachelor programs is the school leaving certificate ("*Hochschulreifezeugnis*"). In recent years, some state University laws also allow students who have finished a vocational training. This type of permeability between academic and vocational education has high priority at the political agenda, despite problems of qualification mismatch.

The German constitution ensures free choice of profession which includes the right to enter higher education programs. A German University can limit the access only if there are more applicants than places. Otherwise, any applicant fulfilling the formal requirements has to be accepted. There are laws regulating the calculation of places based on the number of teaching personnel and the respective curriculum (*Kapazitätsrecht*). Some universities limit the number of places (*numerus clausus*), some don't. If a limitation is in place a ranking has to be calculated based on grades and some other criteria to select the admitted applicants. Students are expected to earn 30 credits per semester. Depending on the state's University law, some universities set an upper bound for the individual study duration or a lower bound for the study progress (ECTS/semester) but in general there is only little pressure to finish in time.

The programs are organized in modules which consist of one or more courses and are finished by one exam. The size of a module is usually between 5 and 12 ECTS. Each program requires submitting a thesis at the last semester. A Bachelor thesis is worth 12 ECTS, a Master thesis 30 ECTS.

The academic year consists of two semesters and starts at October 1st with the winter semester. The summer semester starts on April 1st. Classes in the winter semester usually begin Oct. 15 and end Feb 15, classes in the summer semester run from April 15 to July 15. Directly after the lectures are finished, there is 2- or 3-week examination period.

The prevailing Bachelor program is called "*Informatik*" (Informatics, Computer Science), but there is also "*Technische Informatik*" (Computer Engineering) offered. Also common are blended programs like Business Informatics, Bioinformatics, or Media Informatics. At the Master's level there is even more specialization available, e.g. programs like e.g. Embedded Systems, Computer Security or Computational Neuroscience.

The academic degree of the first cycle is “Bachelor of Science” (B.Sc.), at the second cycle “Master of Science” (M.Sc.). At the doctoral level you get either a *Dr.-Ing.* (Doctor in Engineering) or a *Dr.rer.nat.* (Doctor of Natural Sciences). This depends on the doctoral regulations of the respective faculty. The usual way to obtain a PhD in Informatics is to apply for a position as a research assistant at a University. This is a full-time position typically for up to 5-6 years that has some teaching obligation (4 weekly hours) but leaves sufficient time to work on a PhD thesis.

4.9 Greece

Higher education in Greece is public and provided by HEIs, which are Legal Entities under Public Law. HEIs are subject to state supervision which is carried out by the Minister of Education and Religious Affairs and are financed by the government.

According to the Framework Law (2007), higher education consists of two parallel sectors: the University sector (Universities, Polytechnics, Fine Arts Schools, the Open University) and the Technological sector (Technological Education Institutions (TEI) and the School of Pedagogic and Technological Education). The same law regulates issues concerning governance of higher education along the general lines of increased participation, greater transparency, accountability and increased autonomy.

Studies leading to a first cycle degree in Greek Universities last at least four years for most scientific sectors while they last five years at Polytechnics, other applied sciences and certain Art Departments and six years for Medical School. Each academic year comprises two semesters and every semester includes thirteen weeks of teaching. Obtaining a University diploma/certificate requires the attendance of a study program which includes courses corresponding to a minimum of 60 ECTS credits per academic year.

Entrance to the various Schools of the Universities (*Panepistimio*) and Technological Education Institutions (*Technologiko Ekpaideftiko Idryma* - TEI) depends on the general score obtained by Lyceum graduates, on the results of state examinations, on the number of available places and on the candidates' ranked preferences among schools and sections.

Students who successfully complete their studies in Universities and TEIs are awarded a first cycle degree, which is called *Ptychio*. Recent legislation on quality assurance in Higher Education, the Credit Transfer System and the Diploma Supplement defines the framework and criteria for evaluation of university departments and for certification of student degrees. These measures aim at promoting student mobility and contributing to the creation of a European Higher Education Area.

Ptychio leads to employment or further study at the post-graduate level that includes the second cycle leading to the second degree, which is called *Metaptychiako Diploma Eidikefsis* - equivalent to a Master's degree - and the third cycle leading to the Doctorate degree, which is called *Didaktoriko Diploma*. A program leading to a Master's degree includes courses corresponding to a minimum of 60 ECTS credits. A Doctorate study program includes courses corresponding to at least 30 ECTS credits, as well as a dissertation preparation with a public defence which must be approved by a seven-member committee of experts. Some of the committee members can be affiliated with foreign universities.

4.10 Ireland

In Ireland, the Bologna style degree has not been implemented, but the ECTS is used to define courses load. Presently degrees are typically four years long. Some universities offer three-year degree but this are normally class as ordinary level degrees and are less common for computer science and technical degrees.

Public HEIs are regulated by national legislation. There are two types of institutions offering higher education programs, Universities and Institutes of Technologies. The Universities are governed by the Universities Act. Their

role is explicit to "to advance knowledge through teaching, scholarly research and scientific investigation". Institutes of Technology (IOT) are governed by Institutes of Technologies Act. Their principal function is "to provide vocational and technical education and training for the economic, technological, scientific, commercial, industrial, social and cultural development". IOT do engage in research and many are also PhD granting institutions, differently than the UAS in the other countries included in this report, to which IOT have comparable profile.

Students who wish to enter a University or an IOT must normally hold a secondary school degree. In order to obtain a place on a particular course, candidates must obtain sufficient 'points' on the senior cert examinations. The 'points' for a various course vary based on demand and number of places. There is also a constraint for most Informatics degrees in universities on the grade obtained in secondary school mathematics. There are some small caveats: if a student fails to obtain the requisite grade in mathematics, special university run entrance exams are sometime provided.

There is also an alternative route (known as the access program) for students from non-typical educational backgrounds, who can, based on an application and interview process, enter into a one-year preparation course; if requisite scores are obtained, they can progress to first year of the degree.

A Bachelor's program typically includes a final year project and report performed over seven months (taken in parallel with coursework). A practical internship in a company during the studies is required (typical duration: 5-9 months, depending on the University).

There are examinations and continuous assessment every year. If a student fails to pass the examinations and assessment, they may repeat examinations in the autumn. Failure to pass the examinations as a whole in autumn warrant repeating the year (or component thereof). The rules for compensation vary across universities.

If a student fails to complete examinations for a particular year in a requisite time (normally four attempts in two years), they may have to leave the course. Permission to try to pass the examinations again is usually at the discretion of the Department or Faculty.

A Master's research program includes a thesis, performed over 18-24 months. A taught Master's program usually has course work for 60 ECTS and then a mini-thesis worth 30 ECTS. There are some exceptions to the above. Students are not expected to have a practical internship in a company during the Master studies

Progress in taught Master's is evaluated every year, either through continuous control or through end-of-year exam), with possibility of being expelled from the program if failing. For Master's by research evaluation is done at the end of the Master's program.

Normally, to start a PhD, candidates must hold a first class or second class *honours* Bachelor degree in computer science or related discipline. Candidates may be accepted under circumstances, e.g., a primary degree and sufficient relevant experience. A candidate will also be accepted with a Master's degree in a relevant discipline.

A PhD leads to a dissertation which is subject to a private defence currently restricted to the external examiner(s), internal examiner(s), supervisor and usually Professor of the discipline (or nominee) as chair. Publications are not formal requirement to conclude a PhD, but the candidate is expected to publish papers in well ranked peer reviewed conferences and/or paper in well ranked journal.

4.11 Italy

Higher education in Italy is organized according to the Bologna agreement in two levels: a Bachelor degree level (called *Laurea* or *Laurea Triennale*) and a Master degree level (called *Laurea Magistrale*). Degree programs are defined by the Ministry at a very high level in terms of teaching goals and required disciplines. Each University can then specialize this general framework, subject to approval by the Ministry itself. Universities can be public or private, but in either case they have to conform to Ministry regulations in terms of degree programs and their

requirements. A University can provide just a few or many degrees. The standard name is "*Università*", but some universities are called "*Politecnico*" (Polytechnic) simply because for historical reasons they have focused on teaching and researching in technical areas. Medical schools are usually part of Universities. There is no classification in "Research" Universities and "Applied Sciences" Universities: therefore, any University is able to offer doctoral programs as well as professionally oriented degrees. Most universities are public, and private universities have to follow the same requirements set forth by the Ministry.

Higher education in Informatics is provided in the classes of degrees in Sciences and in the classes of degrees in Engineering, and to a smaller extent in other areas.

At the Bachelor level there are the following degree programs:

- *Laurea in Scienze dell'Informazione* (L-31), in the area of Science.
- *Laurea in Ingegneria dell'Informazione* (L-8), in the area of Engineering

At the Master level there are the following degree programs:

- *Laurea Magistrale in Informatica* (LM-18), in the area of Science
- *Laurea Magistrale in Ingegneria Informatica* (LM-32), in the area of Engineering
- *Laurea Magistrale in Metodologie Informatiche per le Discipline Umanistiche* (LM-43), in the area of Humanities
- *Laurea Magistrale in Tecniche e Metodi per la Società dell'Informazione* (LM-91), also in the area of Humanities
- *Laurea Magistrale in Sicurezza Informatica* (LM-66), in the area of Science

Any student with a secondary level degree (called *Maturità*) can enter a University, but for areas regulated by the European Union (e.g., Medicine, Architecture, ...) there is an entrance exam to comply with the *numerus clausus* requirement. Some universities or degrees may have an entrance evaluation, which is not selective, but may impose some additional teaching duties to students below a given threshold. This may happen for Informatics degrees.

Teaching is usually organized in semesters of about 13 weeks each, typically October-January and March-June. Course load is always measured in ECTS. For Informatics degrees, it's typical to use courses of 6 credits (one semester course) or 12 credits (two semester course).

Company internship is foreseen by the national regulation only at the Bachelor level. It is not required, but if performed credits are assigned to students, up to a maximum of 15 credits. Internship can be done in every period, but is usually done during the last year.

Both for Bachelor and Master there is some kind of final work to be done. It is typically 6 credits for the Bachelor and 30 for the Master. While for the Master it is explicitly envisaged the production of a written thesis, for Bachelor each University can freely decide the format of such a work.

4.12 Latvia

Higher education in Latvia is organized according to the Bologna agreement in four levels: a short-cycle program (called *Pirmā līmeņa profesionālā augstākā izglītība*), a Bachelor degree level (called *Bakalaura*), a Master degree level (called *Maģistrs*), and a Doctor degree level (called *Doktors*). Degree programs are defined by the Ministry of Education and Science at a very high level in terms of teaching goals and required disciplines. Each HEI can then specialize this general framework, subject to approval by the Ministry. Universities can be public or private, but in either case they have to conform to Ministry regulations in terms of degree programs and their requirements.

Both public and private HEIs are regulated by national legislation concerning degree structures, teacher qualifications and examinations. All programs are accredited by national, independent accreditation agencies and the Accreditation Council.

There are four types of institutions offering higher education in Latvia, each with well-defined profiles: *koledža*, *augstskola*, *akadēmija*, *universitāte*.

Koledža (College) offers professionally oriented short-cycle programs (2-3 years, including internship with at least 24 ECTS). Colleges award diploma of first level professional higher education and fourth level (highest being fifth level) professional qualification.

Augstskola (sometimes called University of Applied Sciences) offers first, second and third (not always) cycle degree programs, offers academic and professional study programs, performs research and development, and artistic creation. In *Augstskola* 40% of elected teachers must have a doctoral degree.

Akadēmija (Academy) offers first, second and third (not always) cycle degree programs. It offers academic and professional study programs, performs research and development, and artistic creation. In *Akadēmija* at least 50% of elected teachers must have a doctoral degree.

Universitāte (University) is a HEI meeting the following criteria:

1. to offer Bachelor, Master, and doctor programs (defence of doctoral works in every doctoral program takes place annually);
2. at least 65 % of elected teachers must have a doctoral degree;
3. to publish scientific periodical journals in the fields of the HEI study programs;
4. to have structural units or scientific institutions in the main scientific directions where research is performed.

Most of the HEIs are regulated by the Ministry of Education and Science. The Ministry of Culture regulates a small number of HEIs offering first, second and third cycle degree programs in fine and performing arts. There are some HEI regulated by other ministries (Ministry of Agriculture, Ministry of Health, Ministry of Defence).

Any student with a secondary level diploma can attend an HEI. In the majority of the cases, as in Informatics, marks from a centralized final examination at secondary school are taken to decide the results of the competition. Teaching is usually organized in semesters of about 20 weeks each, around September-January and February-June. Course load is always given in Latvian credits (1 Latvian credit equals 1.5 ECTS).

Professional programs include mandatory company internship corresponding to 24-39 ECTS, academic programs may include internship.

Both for Bachelor and Master there is some kind of final work to be done. It is typically 15 credits for Bachelor and 30 credits for Master. It is explicitly envisaged the production of a written thesis.

Degrees

The first level Professional Higher Education Diploma is awarded after 120-180 ECTS and includes a period of work placement of at least 24 ECTS. The programs are development-based and combine theoretical studies with a practical approach.

The Professional Bachelor's degree is awarded after 240 ECTS and includes a period of work placement of at least 39 ECTS. The programs are applied development-based programs and combine theoretical studies with a practical approach.

The Bachelor's degree is awarded after 180-240 ECTS. The programs are more research-based and are offered in all scientific fields.

The [Professional] Master's degree is awarded after 60-120 ECTS (together with first cycle degree it must make at least 300 ECTS). The programs are more research-based and are offered in all scientific fields.

The PhD degree is awarded after 180 ECTS. PhD programs are offered by the Universities and some university level institutions offering degrees in the artistic and cultural field.

Admission and progression

General access to higher education in Latvia requires an Upper Secondary School Leaving Certificate or comparable qualifications. Admission to some particular programs requires entrance examination or submission of a portfolio of artistic work.

Completion of a short-cycle degree qualifies students for admission to a first cycle program, usually in the second or third year. Completion of a first cycle degree qualifies students for admission to the second cycle.

The 10-point grading scale is used in all state-regulated education programs. Apart from the 10-point grading scale, pass/fail assessment may also be used. 4 is the minimum grade for passing an exam.

4.13 Lithuania

Lithuania has a binary system of higher education with traditional research university institutions called *universitetas* (university), *akademija* (academy), or *seminarija* (seminary) and professionally-oriented institutions – *kolegija* (colleges), or *aukštoji mokykla* (higher education institution). University institutions primarily provide academic education and award Bachelor's, Master's, and Doctor's degrees. Colleges (equivalent to Universities of Applied Sciences) focus on non-academic professional education and might award only Professional Bachelor's degrees. Universities and Colleges can be public (state) or private (non-state), in either case they should meet the requirements of the Ministry of Education and Science.

Until 2000, the higher education system was unitary. The binary system of higher education, divided into university sector and non-university sector, was introduced in 2000 with the institutional reform. The reform was aimed at phasing out what was known as advanced vocational education and training (*aukštesnysis mokslas*) provided by advanced vocational education and training schools (*aukštesnioji mokykla*) and developing a non-university segment of the higher education system in its place. Institutions that were sufficiently qualified to provide non-university higher education were transformed into higher education colleges (*kolegija*) or departments of such colleges [LT2].

Degrees

The higher education system is organized according to the Bologna agreement on three levels:

- Bachelor's degree programs (*Profesinis bakalauras* or *Bakalauras*);
- Master's degree programs (*Magistras*);
- Doctoral degree programs (*Daktaras*).

Applicants to first cycle studies are required to have a general secondary education diploma (*brandos atestatas*) or an equivalent qualification. The Professional Bachelor degree (*Profesinis bakalauras diplomas*) consists of 180-210 ECTS and is awarded after completion of the college (UAS) level study programs which are more oriented towards preparation for professional activity and applied research.

Bachelor degree study programs (*Bakalauras*) require completion of 210-240 ECTS. Compared to college (UAS) studies, university curriculum is more academically oriented. After completion of the studies a Bachelor's Diploma (*Bakalauro diplomas*) is awarded.

The admission requirements to Master's programs include Bachelor's/Professional Bachelor's degree or an equivalent qualification. The programs require completion of 90-120 ECTS, after which a Master degree (*Magistro laipsnis*) is awarded. Master's degree may also be awarded after completion of integrated long-cycle (*Vientisiosios*) university studies, which combine the 1st and 2nd cycle of university studies. Traditionally, these studies are offered in several fields of medicine, pharmacy, veterinary medicine, law, and religious studies.

To be admitted to Doctor of Science degree studies (*Mokslo daktaras*), candidates must hold Master's degree or a comparable qualification. The purpose of doctoral studies of science is to prepare scientists who would be able to independently conduct research and experimental development work, and to solve scientific problems. Doctoral studies usually last 4 years for full-time and 6 years for part-time. After completion of the studies and passing public defense of a PhD thesis, a Doctoral Diploma (*Daktaro diplomas*) is awarded.

Grades

The typical grading scale is from 1 to 10, with 5 as the minimum pass grade and with 10 as the maximum pass grade. Alongside the ten-point grading institutions can use the pass/fail system of evaluation. A student passes when he/she proves that he/she assimilated no less than 50 % of the required knowledge scope.

4.14 The Netherlands

Higher education in The Netherlands is organized at two levels:

- scientific education (*Wetenschappelijk Onderwijs, WO*) – at Universities (*Universiteiten*)
- higher vocational education (*Hoger Beroepsonderwijs, HBO*) – at UAS (*Hogescholen*)

The Bachelor-Master system is used in Dutch higher education. Course loads are expressed in terms of the ECTS.

Informatics at Universities

Bachelor's programs at Universities span three years (180 ECTS). There are two Informatics programs:

- Informatics (*Informatica*), at Universities
- Technical Informatics (*Technische Informatica*), at Universities of Technology

This division has a historical background. In practice the differences between these programs is very small.

For admission, a diploma of pre-university education (VWO) is necessary. There are additional requirements regarding the presence of an elective mathematics subject in the student's secondary school exam.

Dutch universities offer several related Bachelor's programs, including Information Science and Artificial Intelligence, with slightly different admission requirements.

A Bachelor's program contains a thesis (typically 9—15 ECTS), often written in parallel with courses. A practical internship is usually not required.

Dutch universities offer a variety of Master's programs in Informatics and Informatics-related areas, including programs such as: Artificial Intelligence, Bioinformatics, Business Information Systems, Computing Science, Embedded Systems, Game and Media Technology, Human Media Interaction, Parallel and Distributed Computer Systems, and Telematics.

Master's programs are typically research-oriented and two years in duration (120 ECTS). In the second year a substantial MSc project is carried out, completed by a MSc thesis. Some one-year Master programs exist (60 ECTS), in applied areas. MSc projects are carried out internally, in a research group at the university, or externally, on selected projects in companies.

For admission, a University Bachelor degree (Informatics or Technical Informatics) is necessary. Additional requirements apply for admission with a related Bachelor degree, or for admission to specific tracks within a Master's program.

Students with a vocational Bachelor's degree in an Informatics-related discipline are usually required to complete an additional pre-Master program in order to be admitted to a University Master.

PhD Candidates in The Netherlands are not regarded as students, but are normally employed by the university as "*promovendus*" (PhD Researcher) with mainly research tasks and some teaching duties. For admission to the PhD examination, a Master's degree (or equivalent) is required. After their manuscript is approved by their PhD supervisor, PhD Candidates submit a thesis, which is examined by a reading committee, typically consisting of 4-5 qualified members. After approval there is a public defence in front of a bigger committee including the reading committee.

Informatics at Universities of Applied Sciences

Education at this level concerns mostly Bachelor's programs. There are only a few 'professional Master's' programs. Awarding PhDs is restricted to Universities.

Vocational Bachelor's programs span four years (240 ECTS). They include: Informatics, Technical Informatics, Business IT & Management, Communication & Multimedia Design.

For admission, a diploma of senior general secondary education (HAVO) is necessary. For Technical Informatics, a specific elective mathematics subject is required to be part of the student's exam.

Vocational Bachelor's programs are practice oriented. The programs contain an internship (usually about 30 ECTS, including a thesis or internship report).

4.15 Poland

In Poland, there are two main categories of higher education institutions: university-type and non-university institutions. Both categories of institutions may provide first-cycle, second-cycle and/or long-cycle programs; but only the university-type institution is authorized to offer a doctoral program and confer the academic degree of doctor (PhD). According to the Polish Central Statistical Office [PL1], in the 2016/17 academic year there were 390 higher education institutions (132 public and 258 private) of different types: Universities, Technical Universities, Agricultural Academies, Academies of Economics, Higher teacher education schools, Medical universities/academies, Maritime Universities, Physical academies, Fine arts academies, Theological academies, Academies of the Ministry of National Defense and of the Ministry of Interior and Administration and other higher education institutions. Typically, most of Universities (*Uniwersytety*), Technical Universities (*Wyższe szkoły techniczne*), Medical universities/academies (*Uniwersytety/Akademie medyczne*) and Maritime Universities (*Wyższe szkoły morskie*) offer doctoral programs, whereas most of Academies of Economics (*Wyższe szkoły ekonomiczne*) and other higher education institutions (*Wyższe Szkoły*) offer only first or second-cycle programs.

Higher education in Poland is organized according to the Bologna agreement in three levels. First-cycle studies (3 to 4 years, or 180-240 ECTS) include Bachelor programs leading to the title of a *Licencjat* or *Inżynier* (Bachelor or Engineer, in the field of agriculture, economics or technical science, including Informatics) which is an equivalent of the Bachelor's degree. Access to first-cycle programs is open to holders of a matura certificate given by the

state (*Świadectwo maturalne*). Admission to some higher education institutions is competitive and is based on the results of the matura examination.

Second-cycle studies (1.5 to 2 years, or 90-120 ECTS) include Master programs following the first cycle studies and leading to the title of Master (*Magister*, or an equivalent degree depending on the study course profile). In addition, 11 fields of study offer long-cycle programs (4.5 to 6 years, or 270-360 ECTS) leading to the professional title of Master (*Magister*, or an equivalent degree depending on the study course profile).

Third-cycle studies include doctoral programs (3 to 4 years) which are accessible for graduates with a Master's degree. The PhD degree (*Doktor*) is awarded to candidates who submit and successfully defend a doctoral dissertation before the thesis committee and pass the doctoral examination. In Poland, doctoral programs may be offered by academic universities, institutes of the Polish Academy of Science, or other research institutes or international institutes which meet the criteria to award a PhD degree [PL2].

Grades

Each higher education institution identifies its grading scale in its Study Rules. The most common scale comprises the marks from 2 to 5, with a grade 2 meaning a fail, grade 3 – lowest passing grade and grade 5 – the highest achieved grade. Sometimes the plus symbol or decimal is used to modify the numerical grades.

4.16 Romania

Higher education in Romania is offered by research universities that are divided into two categories: traditional universities and technical universities. Degree programs are defined by faculties and must be approved by the Romanian Agency for Quality Assurance in Higher Education (ARACIS) and must be periodically reviewed at every five years. Universities can be public (the majority in the country) or private, either have to be consistent with the ARACIS requirements.

Higher education in Romania is organized according to the Bologna agreement in three levels:

- Bachelor program (three years in traditional universities, four years in technical universities)
- Master program (two years)
- PhD program (three years)

Bachelor program

The "*Bacalaureat*" Diploma (certificate of graduating high-school education), granted after a national examination, is a prerequisite for admission to higher education. Universities and faculties may decide to organize additional admission exams and most faculties in Computer Science enrol students based on their own exams.

A Bachelor program consists of 180 ETCS (typically three years) or 240 ETCS (typically four years) and include a mandatory period on internship. Additional to the final examination (*examen de licență*), the presentation of a Bachelor dissertation, developed over the last 12 months of the studies, in parallel with courses, might be required. In Computer Science the degree granted is either *Licentiat* or *Inginer*.

Master program

The admission conditions for Master programs vary from one faculty to another, typically a Bachelor level degree is required. Master studies include 120 ETCS, and internships are optional. Students are expected to write and defend a Master thesis at the end of their studies.

PhD program

A candidate for PhD in Computer Science in Romania must have a Bachelor and a Master degree in Computer Science or equivalent subject, and is expected to attend some courses and develop yearly technical reports. The candidate will have a supervisor professor and an advisory board. In order to obtain the title, the candidate must write a doctor thesis, defend it in front of a committee, and also satisfy the publication criteria imposed by CNATDCU (National Council for University Titles, Diplomas and Certificates). The PhD program lasts typically three years, can be extended for a maximum of two years in case of interruption for medical reasons or maternity leave. Finally, there is also a “grace” period of two more years for finishing the thesis.

4.17 Spain

Higher education in Spain follows the European Higher Education Area (EHEA) guidelines since 2010. Official qualifications consist of three cycles:

- First cycle: Bachelor program (four years)
- Second cycle: Master program (two years)
- Third cycle: PhD program (maximum of three years if full-time; maximum of five years if part-time)

Both the title of Master and Bachelor are linked to the following branches of knowledge: Arts and Humanities; Science; Health Sciences; Social and Legal Sciences; Engineering and Architecture. Higher education in Informatics provides degrees in the Engineering and Architecture area.

Degree programs are defined by the Ministry of Education, Culture and Sport at very high level in terms of teaching goals and required disciplines. Each University can then specialize this general framework, design its curricula and fix the contents, which always conform to the minimum quality criteria required and agreed upon by all countries of the EHEA.

The curricula of the official degree programs, approved by the universities, to be valid must be approved by the Council of Universities. There exists a national agency for accreditation (*ANECA - Agencia Nacional de Evaluación de la Calidad y Acreditación* – National Agency for Quality Assessment and Accreditation) and some regional agencies (for instance, AQU for Catalonia). Universities can be public or private but in either case they have to be consistent with the ministry’s requirements. In Spain online universities also offer study program at the three cycle levels (Bachelor, Master and Doctorate).

Bachelor (*Grado*)

To enter a Bachelor program in Spanish Universities students must have a diploma from the secondary school called “*Bachillerato*”. University candidates must have passed either of the following:

- *Bachillerato* + university entrance examination (*selectividad*).
- Higher cycle vocational courses + university entrance examination (*selectividad*).
- University entrance examination for students over 25 years old.

The workload required in a Bachelor’s degree program is 240 ECTS credits. Studies are spread over four academic years (including a final project).

Master

In order to apply for admission in a Master’s program candidates must hold an official university degree, issued by a Spanish university or by a HEI within the EHEA. Each university decides on the number of students who may be admitted to Master’s degree programs. The goal of university Master’s degree programs is to provide students

with advanced specialised or multidisciplinary training, geared towards academic or professional specialisation, or towards the acquisition of basic research skills. Master's degrees can be professionally, academically or research oriented. The workload required in a Master's degree program ranges from 60 to 120 ECTS credits. University Master's degree programs require students to write and defend a Master's thesis, which is awarded between 6 and 30 ECTS credits.

Doctorate

The doctoral studies are organized through programs according to the university laws and in accordance with the criteria established by the Ministry of Education, Culture and Sport. Studies may include courses, seminars or other activities aimed at research training and at the end a doctoral thesis, which incorporates original research results, must be defended. The maximum duration of doctoral studies full-time is three years, from admission to thesis defence. Doctorate programs can also be part time in this case the maximum duration of the program is five years, from admission to thesis defence. In addition to the doctoral program, PhD candidates must write, submit and defend a Doctoral thesis, which consists of an original research project which requires a defence, in public session, in front of a board of examiners who are in charge of its evaluation. In general, for admission to an official doctoral program the applicant needs to be in possession of a Spanish official Master's degree, or equivalent.

About Spanish Universities

The University System in Spain is composed of 82 universities, 50 of which are public and 32 are private. There are also universities specialized on distance training that offer Bachelor, Master and doctoral degrees. Also, an increasing number of public and private universities offer the possibility of online studies. There is no classification in "Research" Universities and "Applied Sciences" Universities. A University can provide just a few or many degrees.

Most Spanish universities divide the academic year into two semesters. The first one usually begins in September, it ends late December, and January is the exam period. The second semester starts in late January or early February and ends in May, with June as the exam period. A few universities organize their academic calendar quarterly.

4.18 Switzerland

Three distinctive properties set the Swiss system of higher education apart from the situation in many neighbouring countries:

- The Swiss government does not wish to increase the share of the population going to Universities. In fact, the minister of education explicitly stated in 2012 that it was already too high [SW4].
- This view follows from a general policy of dividing education into tracks at different levels, including a strong emphasis on apprenticeship and the presence of UAS (*Fachhochschulen, Écoles des Hautes Études, Scuola Universitaria Professionale*) alongside Universities. Where France, for example, awards the *Baccalauréat* (high-school degree) to 87.9% of students (80% of a generation) [FR1] the corresponding *Maturität* figure in Switzerland is only about 20% [SW4]. The avowed purpose is to avoid channel too many students into tracks where they have little chance of succeeding. On the other the hand the tracks are designed to allow for horizontal mobility between them at any stage. This means that, for example, outstanding students in the apprenticeship or professional track may decide to move later to a university.
- As in other aspects of Swiss life, local devolution plays an important role. Most Swiss Universities are cantonal: University of Basel, Bern, Fribourg, Geneva, Lausanne, Lucerne, Lugano, Neuchatel, St. Gallen,

Zurich. Only two Universities are under the responsibility of the Federal Government, the two Federal Institutes of Technology, ETH Zurich and EPF Lausanne. Cantonal Universities receive financial support from the Confederation and from those cantons which do not have their own University.

Since 2001, Swiss Universities have been rapidly adjusting their curricula to comply with the Bologna Declaration. Today, all degree courses have been adapted to the Bologna system. Under the Bologna system the Bachelor's degree is the first step in scientific formation, allowing students to acquire a methodological and scientific approach to their education. In the Bologna system, one academic year corresponds to 60 ECTS credits, which are equivalent to 1,500-1,800 hours of study. This includes contact hours (lectures, seminars, practical work, etc.), as well as independent study at home or in a library. Attainment of the Bachelor's degree requires three years of full-time study (180 ECTS-credits). The Bachelor's degree is a pre-requisite for enrolment in a Master's program. It can in some cases lead directly to a Master of Advanced Studies (MAS). However, a Bachelor's degree is not sufficient for enrolment in a doctoral program, which requires the attainment of a Master's degree as well.

All Bachelor programs are open to students in possession of a valid secondary school diploma, a Swiss school-leaving certificate, or a foreign degree that has been deemed equivalent. The prerequisite for access to a Master's program is a successfully completed Bachelor's program. Each University makes its own decisions as to whether a Bachelor's degree obtained in a foreign country gives its holder access to Master's programs - with or without entrance examinations, under certain conditions, with further requirements, or no access at all. The University may set additional requirements, equally applicable to all candidates, for admission to specialized Master's programs.

In the second cycle of studies, students will further advance their knowledge and specialize in a particular field, or acquire an interdisciplinary formation. This program is completed with the writing of a Master's thesis. In the Bologna system, a Master's program lasts three to four semesters (depending on the field of study) and awards 90 to 120 ECTS credits.

Doctorate degrees are generally awarded after 3-5 years of postgraduate research and study, and submission of a thesis. A Master's degree and a high-grade average during the Master's studies are the main pre-requisites for admittance to a doctoral program. In Switzerland, only the twelve state-run university institutions of academic learning (10 cantonal Universities, plus 2 Federal Institutes of Technology) are allowed to award doctoral degrees.

Application to a doctoral program is subject to specific conditions, the most important of which are the acceptance of the thesis proposal by the Faculty and a professor willing to be the supervisor. The doctoral candidate must perform original research for the thesis and defend the thesis content before a committee of professors. In some universities, depending on the Faculty or the field of research, the student must also complete an advanced course of study, and pass comprehensive examinations on the subject, or/and attend specific doctoral seminars offered by the University. PhD Candidates in Switzerland are usually employed by the Universities, having temporary contracts as research assistants. Their tasks include research, teaching and supervision of undergraduate students. For admission to the PhD examination, a Master's degree (or equivalent) is required. PhD Candidates submit a thesis, which is examined by a (usually small, e.g., three members) 'manuscript committee'. After approval there is a public defence in front of a bigger committee including the manuscript committee.

4.19 UK

In England, Wales and Northern Ireland Bachelor's degrees are usually three-year programs, with students' studies focused almost exclusively on the degree discipline. In Scotland the Bachelor's degree is usually a four-year degree, and during the first two years the students spend one third of their time on Informatics, one third on Mathematics and one third on any other subjects of their choice. There are some exceptions to these general patterns; for example, some degrees include a year of industrial placement. Most degrees are termed *Honours*

degrees and the degree is awarded with a class (First - A average, Upper Second - B average, Lower Second - C average, and Third - D average). At most universities, students who fail to make the third class cutoff do not earn an *Honours* degree, rather they may be awarded an Ordinary (pass) degree. Universities that do not award pass degrees fail students who do not have a D average. The usual reason for obtaining a pass degree is not passing a final year individual project (or dissertation).

Entry to University is centrally organized by UCAS (Universities and College Admissions Service). In the autumn of the final year of secondary school students apply to up to five programs through UCAS. They may receive offers based on their actual or predicted grades in national exams (A-levels in England, Wales and Northern Ireland, Highers and Advanced Highers in Scotland). Many courses have standard offers in terms of the grades that they expect students to have achieved before entering the program, but they may relax these for individual students that they particularly want. In the spring students must select a preferred offer, and a secondary offer (usually with lower grades). The national exams are taken in May and results are published in August. Students who match their preferred offer grades take up the places offered. Other students enter a process known as Clearing, in which UCAS tries to match them with programs in the same discipline that still have places and are willing to accept the lower grades.

Most MSc courses in the UK are one-year programs, taking a full 12 months (in contrast to undergraduate programs which usually only operate over 9 months of the year). Entry into the program is made on the basis of the applicant's undergraduate degree. For UK students at least an upper second class degree is expected. Entrance is handled by each program within each University in a distributed manner: there is no equivalent to UCAS.

Within the UK there is a standard of transferrable credits system. It is called CATS (Credit Accumulation and Transfer Scheme) and can be comparable with ECTS: 2 CATS points = 1 ECTS point. 10 CATS points correspond to a module entailing approximately 100 hours of work, and would be typically be one course over one semester. The standard load for undergraduates is 120 CATS points per year; for MSc students, 180 CATS points.

In the undergraduate programs, progression is judged from year to year and generally requires that the requisite number of credits at the appropriate level have been achieved in the previous year. In Bachelor's degrees the major component of assessment will be written exams, either taken at the end of the course or at the end of the year. For computer science there will also typically be some practical component. For *Pre-Honours* years, students who fail a course may resit¹¹ the exam, up to three times. Exams are usually offered twice per year: in the main diet¹¹ and in the resit diet¹¹. Thus, a student who fails an exam twice will be required to repeat the year. Once students have entered the *Honours* years they usually need to pass the exams at the first sitting to achieve *Honours*.

MSc students are assessed in a similar way, with exams at the end of the course or the end of the year, although it is a little more likely here to have some courses that are assessed on the basis of coursework only, without a written exam. Students must successfully pass all courses before they are allowed to progress to the project. Some universities permit resits for MSc exams, but many do not. Successful completion of the MSc degree requires both the taught element and the project to be passed. Students who successfully complete some courses but not sufficient to gain admittance to the project stage of the MSc are awarded a Post-graduate Certificate or Post-graduate Diploma depending on the number of credits achieved.

A dissertation project is an integral part of an *Honours* degree and is typically performed over six months in parallel with courses in the final year. Failure of the project will generally mean that the student cannot be

¹¹ "Resit" and "diet" are commonly used academic terms in the UK. A resit is a repeat exam in the sense that the student is examined on the material as previously presented although the examination paper is new — no further teaching is involved before the examination. The term "resit" is widely used but it is not universal (for example, at the University of Southampton these are called "referred exams"). Exams are only offered at certain times of the year and each of these times is known as "diet". For example in Edinburgh there is the December diet, the April diet and the August diet (which is the resit diet) [Jane Hillston, personal communication]

awarded an *Honours* degree and will be awarded a Pass degree instead. Students who do not manage to pass the requisite number of courses for an Ordinary degree may be awarded a Certificate of Higher Education.

For an MSc program, the dissertation project typically takes place after courses have been completed (and successfully passed), and lasts for about 3 months at the end of the program.

With a few exceptions, industrial placements or internships are not required for most undergraduate or MSc degrees in the UK. However, many undergraduates undertake internships during the summer vacation before their final year. This is encouraged by the Universities but does not accrue any credit for the student's program. Since the MSc program is typically a full 12 months there is no opportunity for industrial placements or internships during the program.

Like admission to MSc programs, admission to PhD programs is handled in a distributed manner for each department, or even subgroups within departments. Each applicant is judged on a case-by-case basis so it is difficult to give any general rules. However, if the applicant is from the UK a Bachelor's degree of at least upper second class will be required. Most PhD programs do not require an MSc, but some programs funded by the UK government through the Engineering and Physical Sciences Research Council (EPSRC) as Centres of Doctoral Training, are four-year programs and most incorporate a Master's degree within the first year. However, this is often a MRes (MSc by research) rather than a taught MSc, and has a much higher proportion of dissertation work and only a few taught courses.

Students are often admitted to PhD programs on one-year probation, and only gain full admission to the program at the end of the first year after some progression hurdle. This typically involves writing a thesis proposal document and defending it to a small committee of academics. The final examination of a PhD is through the written dissertation and a closed oral examination, termed a *viva*. Each student has two examiners: one from another University, one from the same department who has not been formally involved in the supervision of the student. The student submits a version of the dissertation to be assessed by the examiners before the *viva*, and then has an opportunity to discuss the work in the *viva*. After the *viva* the examiners make recommendations about the award of the degree and any corrections that they require to the dissertation.

Practice varies between universities, but vivas are generally closed with only the examiners, student and possibly the supervisor present. There is no formal requirement for publications from the dissertation to have appeared before the *viva*, although in practice most students will have at least two or three publications at this stage. Most universities have a minimum period of study of three years for a PhD and a maximum of four years.

5 Student enrolments

The following tables show enrolment and ratios both for population and gender at the Bachelor's and Master's levels in the selected countries.

Table 2 provides information on first-year students, which is particularly interesting to track for trends in enrolment resulting in part from changes in the popularity of Informatics. Table 3 covers Bachelor-program students, or "undergraduates" in the American terminology. Table 4 covers master-program data where available.

Any country comparisons made on the basis of these tables must **exercise caution** because of three factors: differing degree programs, explained after each table; differing notions of "Informatics", in particular for mixed degrees, as discussed in Section 3; different organization of the systems of higher education, as discussed in Section 4. Where in some countries there is an explicit distinction between "Research Universities" and "Universities of Applied Sciences". In all tables for those countries where such a distinction exists, data has been presented separately: in these cases, the row marked "RU" refers to data from "Research Universities" and the row marked "UAS" refers to data from "Universities of Applied Sciences".

Numbers per 1,000,000 inhabitants were calculated, for all years, using as basis the following data for the national populations: Austria (8,504,850), Belgium (11,267,910), Bulgaria (7,050,034), Denmark (5,627,235), Estonia (1,313,271), Finland (5,503,297), Germany (80,716,000), Greece (10,816,286), Ireland (4,593,100), Italy (60,782,668), Latvia (2,001,468), Lithuania (2,808,901), The Netherlands (16,848,600), Poland (38,433,600), Romania (19,870,000), Spain (46,464,053), Switzerland (8,417,700) and UK (63,705,000).

5.1 First year students

Table 2 presents numbers of first year students at Bachelor level.

<i>Table 2. Students in Informatics Bachelor's programs (first year)</i>													<i>(Ratio = Total/1,000,000 inhabitants)</i>	
	2012/13		2013/14		2014/15		2015/16		2016/17		2017/18			
	Total	Ratio	Total	Ratio	Total	Ratio	Total	Ratio	Total	Ratio	Total	Ratio		
(RU) Austria	1,949	229	2,187	257	2,337	275	2,663	313	1,857	218	(a)	(a)		
(UAS) Austria	1,154	136	1,173	138	1,166	137	1,283	151	1,218	143	(a)	(a)		
(RU) Belgium	507	45	493	44	(a)	(a)	(a)	(a)	(a)	(a)	(a)	(a)		
(UAS) Belgium	3,588	318	3,807	338	3,644	323	(b)	(b)	(b)	(b)	(b)	(b)		
(RU) Bulgaria	1,993	283	2,362	335	2,247	319	2,182	310	2,591	368	(a)	(a)		
(UAS) Bulgaria	123	17	124	18	142	20	109	15	60	9	(a)	(a)		
(RU) Denmark	1,071	190	1,104	196	1,196	213	1,030	183	1,060	188	1,179	210		
(UAS) Denmark	133	24	169	30	155	28	(b)	(b)	(b)	(b)	(b)	(b)		
(RU) Estonia	582	443	538	410	491	374	499	380	540	411	753	573		
(UAS) Estonia	490	373	414	315	339	258	390	297	429	327	146	111		
(RU) Finland	1,110	202	1,019	185	1,096	199	1,200	218	1,127	205	1,097	199		
(UAS) Finland	3,246	590	3,194	572	3,249	590	3,185	579	3,236	588	3,140	571		
(RU) Germany	16,605	205	18,447	229	20,227	251	21,952	272	22,895	284	(a)	(a)		
(UAS) Germany	19,159	237	19,213	238	20,652	256	21,162	262	22,092	274	(a)	(a)		
Greece	3,587	332	4,246	393	5,403	500	4,130	382	(a)	(a)	(a)	(a)		
(RU) Ireland	966	210	959	209	1,050	229	1,049	228	1,019	222	(a)	(a)		
(UAS) Ireland	2,070	451	2,144	467	1,981	431	2,044	445	2,058	448	(a)	(a)		
Italy	15,005	247	16,043	264	17,223	283	18,597	306	19,850	327	(a)	(a)		
Latvia	1,918	958	1,832	915	1,731	865	1,803	901	1,846	922	1,743	871		
(RU) Lithuania	n.a.	n.a.	847	302	959	341	1,026	365	1,450	516	1,438	512		
(UAS) Lithuania	n.a.	n.a.	237	84	275	98	353	126	390	139	636	226		
(RU) Netherlands	1,094	65	1,374	82	1,476	88	(b)	(b)	(b)	(b)	(b)	(b)		
(UAS) Netherlands	5,604	333	6,203	368	6,466	384	(b)	(b)	(b)	(b)	(b)	(b)		
Poland	21,720	565	20,786	541	20,213	526	21,057	548	23,032	599	(a)	(a)		
Romania	2,473	124	2,670	134	2,962	149	3,250	164	5,269	265	(a)	(a)		
Spain	n.a.	n.a.	13,985	301	13,148	283	13,303	286	13,466	290	(a)	(a)		
(RU) Switzerland	467	55	518	62	580	69	603	72	648	77	727	86		
(UAS) Switzerland	1,234	147	1,309	156	1,380	164	1,515	180	1,610	191	1,708	203		
UK	25,475	400	28,240	443	28,805	452	29,715	466	30,885	485	(a)	(a)		

Numbers in italics: updated since the previous edition of the report, for reasons that are explained in the specific country notes.

(a) Data will be available in the next edition of the report

(b) Data not available due to changes in the archival system

The definition of Bachelor programs is the following for each country considered:

Austria RU: studies aiming at a Bachelor degree offered by Universities (*Universitäten*) [AT3]. Since 2016/17 certain Universities in Austria have limited the numbers of students applying to Informatics, and introduced a

specific entrance exam. It resulted in a significant decrease in the number of first-year students admitted in 2016/17 compared to the previous years.

Austria UAS: studies aiming at a Bachelor degree offered by UAS (*Fachhochschulen*) [AT3].

Belgium RU: studies aiming at a Bachelor degree offered by Universities (*Universiteiten/ Universités*) [BE3, BE4].

Belgium UAS: studies aiming at a Bachelor degree offered by University Colleges (*Hogescholen/Hautes Écoles*) [BE4, BE5]. The numbers of students at the first year of the Bachelor degree in Wallonia is not available anymore due to the implementation of the new decree “Paysage” which defines students’ progression through the credit accumulation and not by the years of study¹².

Bulgaria RU: studies aiming at a Bachelor degree offered by Universities (*университети*) and specialized higher education institutions (*специализирани висши училища*) [BG4].

Bulgaria UAS: studies aiming at a Professional Bachelor degree offered by colleges (*колежи*) [BG4].

Denmark RU: studies aiming at a Bachelor degree offered by Universities (*Universiteter*) [DK3].

Denmark UAS: studies aiming at a Professional Bachelor degree offered by University Colleges (*Professionshøjskoler*) [DK3].

For Denmark numbers are updated once each year. In connection with the next updating the numbers of the most recent year will be subject to changes, they are regarded as temporary and will be replaced by new numbers in the subsequent year. This explains the small difference in the 2016/17 data (in this and all subsequent tables) when compared to the corresponding tables in the previous edition of this report.

Since 2015/16 the number of students in Informatics Bachelor’s programs, including first-year students (Tables 2, 2bis and Tables 3, 3bis), and the number of Informatics Bachelor’s degrees awarded at University Colleges (*Professionshøjskoler*) (Table 5; 5bis), are not available anymore due to the changes in the system of Statistics Denmark. Students of University Colleges who were previously classified to the individual group ‘Computer Science’ are now reported aggregated across a new group called ‘Electronics and IT, technical’¹³.

Estonia RU: studies aiming at a Bachelor degree offered by Universities (*Ülikoolid*) [EE1]. Estonia changed the basis of statistics during 2016/2017 to ISCED-F 2013. The group “Computer Science” was replaced with following fields: “Information and Communication Technologies” and “Interdisciplinary programmes involving broad field on Information and Communication Technologies”. Some of the programs coded earlier as “Computer Science” are now listed aggregated under the broad group “Technology”¹⁴. Since the match between the previous field “Computer Science” and two new ISCED-F 2013 fields related to ICT is not exact and affects the numbers of Bachelor and Master students at RU, we updated the statistics at RU across all years according to the new ISCED-F 2013 classification. The number of doctoral studies and students at UAS remained the same.

Estonia UAS: studies aiming at a Bachelor degree offered by UAS (*Rakendusõrgkoolid*) [EE1]. The significant decrease of first-year Bachelor students at UAS was due to the merge of *Eesti Infotehnoloogia Kolledž* (UAS) with *Tallinna Tehnikaülikool* (RU). The former became part of the *Tallinna Tehnikaülikool* and new entrants who started their studies in *IT College of Tallinna Tehnikaülikool* since 2017/2018 are now counted as RU students.

Finland RU: studies aiming at a Bachelor degree offered by Universities (*Yliopistokoulutus*) [FI1].

Finland UAS: studies aiming at a Bachelor degree offered by UAS (*Ammattikorkeakoulutus*) [FI2].

The data covers only UAS administered by the Ministry of Education and Culture. Statistics from Åland University of Applied Sciences (*Högskolan på Åland*) that offers studies in Information Technology were not included [FI2].

¹² ARES – Académie de recherche et d’enseignement supérieur, personal communication

¹³ Statistics Denmark, personal communication

¹⁴ Margit Grauen, personal communication

The numbers for UAS include both full and part-time students in Bachelor's programs (full-time students: students having completed 20 or more credits during the academic year).

Germany RU: studies aiming at a University degree (*Universitärer Abschluss*) including Bachelor, *Lizenziat/Diplom* and Others (phasing out after the Bologna reform) [GE4-GE5]. Numbers for studies aiming at a teaching degree (*Lehramtsprüfung*) were not included.

Germany UAS: studies aiming at a UAS degree (*Fachhochschulabschluss*) including Bachelor and *Diplom* [GE4-GE5].

Greece: studies aiming at a Bachelor degree offered by Universities [GR1].

Ireland RU: studies aiming at a Bachelor *Honours* degree offered by Universities [IR1].

Ireland UAS: studies aiming at a Bachelor *Honours* degree offered by Institutes of Technology [IR1].

Italy: studies aiming at a Bachelor degree (*Laurea Triennale*) offered by Universities, both in Science faculties (*Scienze e Tecnologie Informatiche* degree) and in Engineering faculties (*Ingegneria dell'Informazione* degree) [IT2]. Degree programs according the pre-Bologna system have not been included.

Latvia: studies aiming at a Bachelor degree offered by HEIs (*Augstskola, Akadēmija* or *Universitāte*) [LV1].

Lithuania RU: studies aiming at a Bachelor degree offered by University institutions (*Universitetas, Akademija*) [LT3].

Lithuania UAS: studies aiming at a Professional Bachelor degree offered by colleges (*Kolegija*) [LT3]. The data for Lithuanian RU and UAS is available from 2013-2014.

Netherlands RU: studies aiming at Bachelor and *oude stijl doctoraalopleidingen* degree (old-style doctoral program, phasing out after the Bologna reform [NE3]) in Research Universities (*Wetenschappelijk onderwijs*) [NE4].

Netherlands UAS: studies aiming at a Bachelor degree in UAS (*Hogescholen, Hoger Beroepsonderwijs*) [NE4].

Poland: Studies aiming at degrees obtained after the completion of 3-4 year first-cycle programs and degrees obtained after the completion of 4.5-6 year long-cycle programs [PL1]. The data for first-year, total number of students (Tables 3, 4) and total number of graduates (Tables 5,6) includes the number of students enrolled in both university-type (RU in our definition) and non university-type (in our definition classified as UAS) of higher education insitutions (see Section 4.5). This explains the comparatively much higher numbers of enrolled students reported for Poland. For all the other countries where both RU and UAS co-exist, numbers are reported separately.

Romania: studies aiming at a Bachelor degree offered by Universities (*Universităţi*) [RO1].

For Romania, differently than all the other countries in this report, the data was collected by direct personal contact with all the Deans of Informatics Faculties in the country. In 2017, with the exception of two institutions, all Faculties where Informatics studies are offered provided the data, comprising almost all students in the field in Romania (more than 95% coverage rate). In previous editions of the report (before 2017), the coverage rate was 80%¹⁵. Therefore, comparisons between the most recent numbers (> 95% coverage) and the previous years (80% coverage), in the tables and graphics showing absolute numbers (Tables 2,3,4,5,6 and 7), are not meaningful. The numbers for female percentages (all tables and graphs with the ending *bis*) are less affected by the change in the coverage rate.

¹⁵ Simona Motogna, personal communication

Spain: studies aiming at a Bachelor degree (*Estudios de Grado*) offered by Universities (*Universidad*) [SP1].

Switzerland RU: studies aiming at Bachelor and *Lizenziat/Diplom* (phasing out after the Bologna reform) degrees in research Universities (*Universitäten*) in the following subject areas: Informatics (*Informatik*) and Business Informatics (*Betriebsinformatik*). Numbers for studies aiming at a teaching (*Lehramtsprüfung*) were not included [SW5, SW6].

Switzerland UAS: studies aiming at Bachelor and *Diplom* (phasing out after the Bologna reform) [SW7] in UAS (*Fachhochschulen*) in the following programs: Informatics (*Informatik*), Information Technology (*Informationstechnologie*), Medical Informatics (*Medizininformatik*) and Business Information Technology (*Wirtschaftsinformatik*) [SW7, SW8].

UK: numbers include studies aiming at “First Degree” and “Other Undergraduate” degree [UK5]. The UK has a unique higher-education system, with a variety of degrees at the undergraduate level and a complex system of options [UK6]. In addition, the numbers include full and part-time students (full time: attending an institution for periods amounting to at least 24 weeks within the year of study) [UK6].

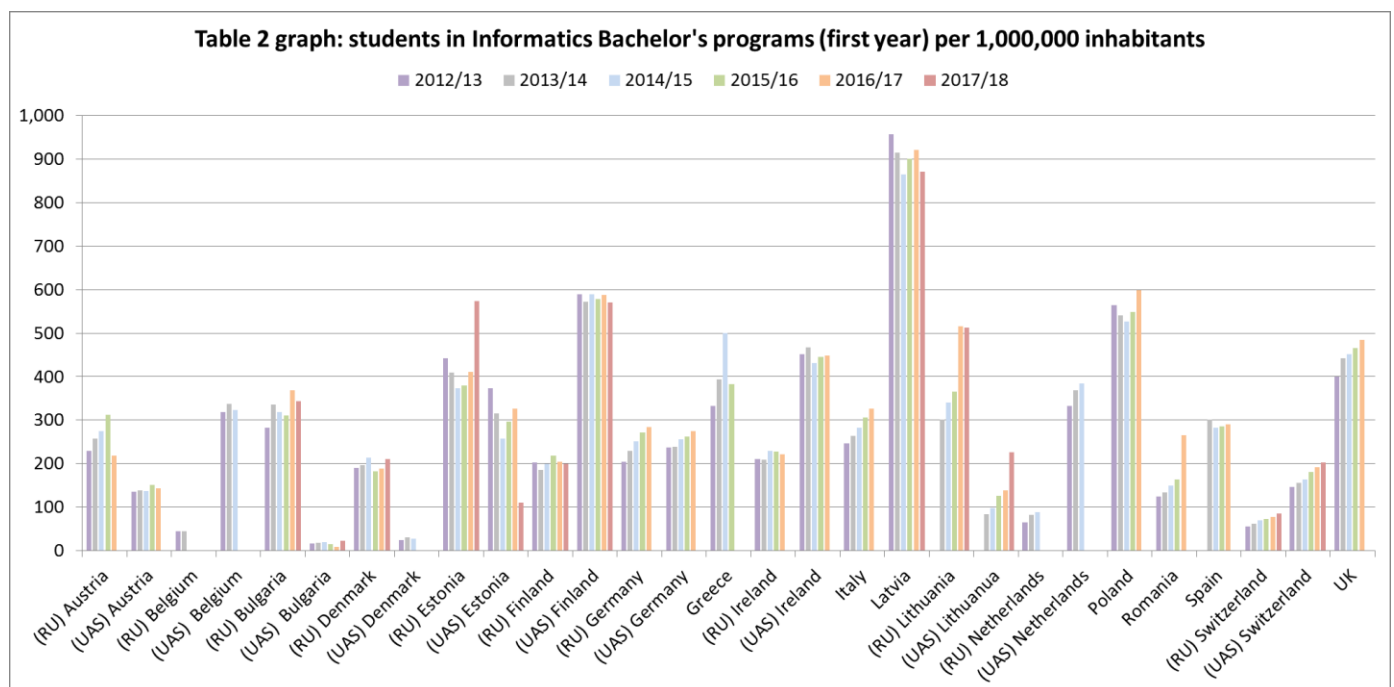
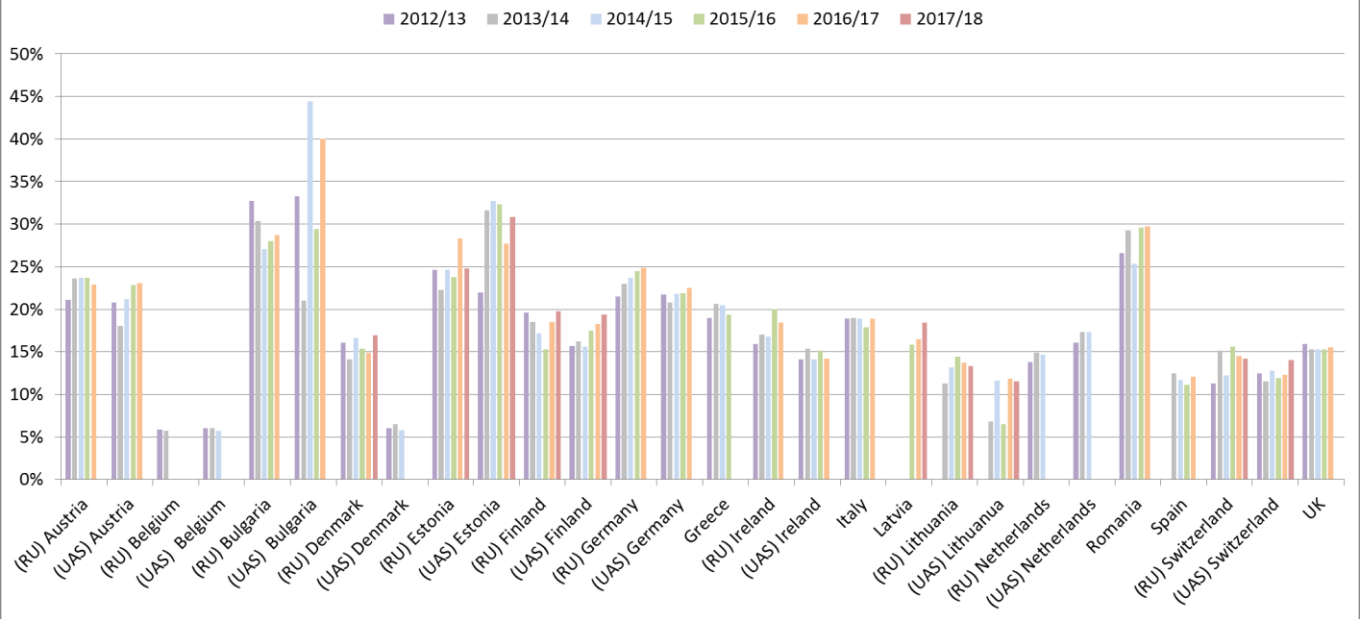


Table 2bis. Women percentage of students in Informatics Bachelor's programs (first year)

	2012/13	2013/14	2014/15	2015/16	2016/17	2017/18
(RU) Austria	21.1	23.6	23.7	23.7	22.9	(a)
(UAS) Austria	20.8	18.0	21.2	22.8	23.1	(a)
(RU) Belgium	5.9	5.7	(a)	(a)	(a)	(a)
(UAS) Belgium	6.0	6.0	5.7	(b)	(b)	(b)
(RU) Bulgaria	32.7	30.4	27.1	28.0	28.7	(a)
(UAS) Bulgaria	33.3	21.0	44.4	29.4	40.0	(a)
(RU) Denmark	16.1	14.1	16.6	15.4	14.9	16.9
(UAS) Denmark	6.0	6.5	5.8	(b)	(b)	(b)
(RU) Estonia	24.6	22.3	24.6	23.8	28.3	24.8
(UAS) Estonia	22.0	31.6	32.7	32.3	27.7	30.8
(RU) Finland	19.6	18.5	17.2	15.3	18.5	19.8
(UAS) Finland	15.7	16.2	15.6	17.5	18.3	19.4
(RU) Germany	21.5	23.0	23.7	24.5	24.9	(a)
(UAS) Germany	21.7	20.8	21.8	21.9	22.5	(a)
Greece	19.0	20.6	20.5	19.4	(a)	(a)
(RU) Ireland	15.9	17.0	16.8	20.0	18.4	(a)
(UAS) Ireland	14.1	15.4	14.1	15.1	14.2	(a)
Italy	18.9	19.0	18.9	17.9	18.9	(a)
Latvia	n.a	n.a	n.a	15.8	16.5	18.4
(RU) Lithuania	n.a	11.3	13.2	14.4	13.7	13.3
(UAS) Lithuania	n.a	6.8	11.6	6.5	11.8	11.5
(RU) Netherlands	13.8	14.9	14.7	(b)	(b)	(b)
(UAS) Netherlands	16.1	17.3	17.3	(b)	(b)	(b)
Poland	n.a.	n.a.	n.a.	n.a.	n.a.	n.a.
Romania	26.6	29.3	25.3	29.6	29.7	(a)
Spain	n.a	12.5	11.7	11.1	12.1	(a)
(RU) Switzerland	11.3	15.1	12.2	15.6	14.5	14.2
(UAS) Switzerland	12.5	11.5	12.8	11.9	12.3	14.0
UK	15.9	15.3	15.3	15.3	15.5	(a)

Table 2bis graph: women percentage of students in Informatics Bachelor's programs (first year)



5.2 Bachelor students

Tables 3 and 3bis present the data for all students enrolled in Bachelor's programs. Sources and footnotes are the same as for Table 2. Additional footnotes provide detail for specific situations in some countries.

Table 3. Students in Informatics Bachelor's programs (all semesters)													(Ratio = Total/1,000,000 inhabitants)	
	2012/13		2013/14		2014/15		2015/16		2016/17		2017/18			
	Total	Ratio	Total	Ratio	Total	Ratio	Total	Ratio	Total	Ratio	Total	Ratio		
(RU) Austria	7,976	938	8,159	959	8,417	990	8,969	1,055	8,659	1,018	(a)	(a)		
(UAS) Austria	2,559	301	2,606	306	2,617	308	2,740	322	2,567	302	(a)	(a)		
(RU) Belgium	1,676	149	1,748	155	(a)	(a)	(a)	(a)	(a)	(a)	(a)	(a)		
(UAS) Belgium	9,018	800	9,682	859	9,731	864	10,050	892	(a)	(a)	(a)	(a)		
(RU) Bulgaria	7,067	1,002	7,556	1,072	7,591	1,077	7,822	1,009	8,429	1,196	(a)	(a)		
(UAS) Bulgaria	289	41	332	47	353	50	358	51	318	45	(a)	(a)		
(RU) Denmark	2,628	467	2,948	524	3,127	556	2,876	511	2,748	488	2,831	503		
(UAS) Denmark	184	33	181	32	199	35	(b)	(b)	(b)	(b)	(b)	(b)		
(RU) Estonia	1,613	1,288	1,660	1,264	1,667	1,269	1,652	1,258	1,623	1,236	1,778	1,354		
(UAS) Estonia	1,736	1,322	1,590	1,211	1,461	1,112	1,373	1,045	1,335	1,017	983	749		
(RU) Finland	9,317	1,693	8,720	1,585	8,200	1,490	8,113	1,474	7,543	1,371	7,578	1,377		
(UAS) Finland	12,459	2,264	12,203	2,217	12,297	2,234	12,212	2,219	12,484	2,268	12,968	2,356		
(RU) Germany	61,351	760	65,213	808	68,788	852	73,784	914	78,306	970	(a)	(a)		
(UAS) Germany	68,867	853	72,116	893	76,103	943	78,688	975	82,380	1,021	(a)	(a)		
Greece	14,271	1,319	15,558	1,438	17,529	1,621	17,452	1,613	(a)	(a)	(a)	(a)		
(RU) Ireland	3,396	739	3,313	721	3,710	808	3,857	840	3,917	853	(a)	(a)		
(UAS) Ireland	3,204	698	3,470	755	4,622	1,006	4,131	899	4,306	937	(a)	(a)		
Italy	66,887	1,100	68,518	1,127	71,673	1,179	75,258	1,238	78,928	1,299	(a)	(a)		
Latvia	4,518	2,257	4,598	2,297	4,303	2,150	4,584	2,290	4,854	2,425	4,629	2,313		
(RU) Lithuania	n.a.	n.a.	2,570	915	2,870	1,022	3,202	1,140	3,722	1,325	4,407	1,569		
(UAS) Lithuania	n.a.	n.a.	603	215	632	225	736	262	831	296	1,147	408		
(RU) Netherlands	6,637	394	7,545	449	8,291	492	(b)	(b)	(b)	(b)	(b)	(b)		
(UAS) Netherlands	24,012	1,425	25,969	1,541	27,378	1,625	(b)	(b)	(b)	(b)	(b)	(b)		
Poland	58,075	1,511	57,586	1,498	55,733	1,450	57,572	1,498	61,034	1,588	(a)	(a)		
Romania	7,122	358	7,376	371	8,144	410	8,837	445	15,807	796	(a)	(a)		
Spain	51,930	1,118	50,267	1,082	48,030	1,034	45,430	978	46,032	991	(a)	(a)		
(RU) Switzerland	1,725	205	1,847	219	2,052	244	2,230	265	2,378	282	2,611	310		
(UAS) Switzerland	4,190	498	4,448	528	4,746	564	5,081	604	5,437	646	5,752	683		
UK	73,015	1,146	74,895	1,176	76,480	1,201	79,500	1,248	83,645	1,313	(a)	(a)		

Italy: note that a small error in the numbers of Bachelor and Master students and graduates was found for 2015/16 affecting Tables 3, 4, 5, 5bis, 6, 6bis.

Netherlands: unlike for other countries, data includes students enrolled at all levels (*Ingeschrevenen*) including Bachelor and the old-style doctoral program (phasing out after the Bologna reform [NE3]) as well as a Master and PhD [NE4]. Separate numbers for the distinct levels were not available¹⁶. Note also that the numbers for the UAS

¹⁶ Centraal Bureau voor de Statistiek, personal communication.

are considerably higher than the numbers for RU in part because Bachelor studies at RU are 3-year programs while at UAS 4-year programs (see Section 4.11).

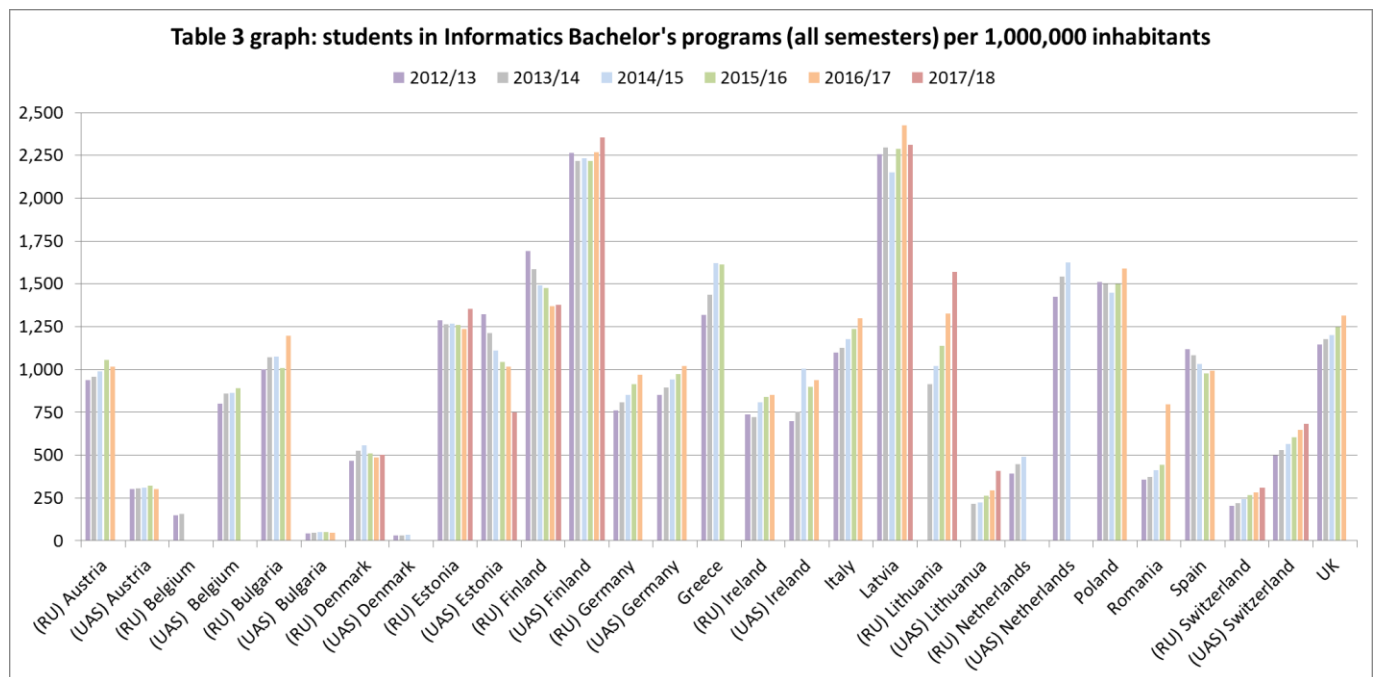
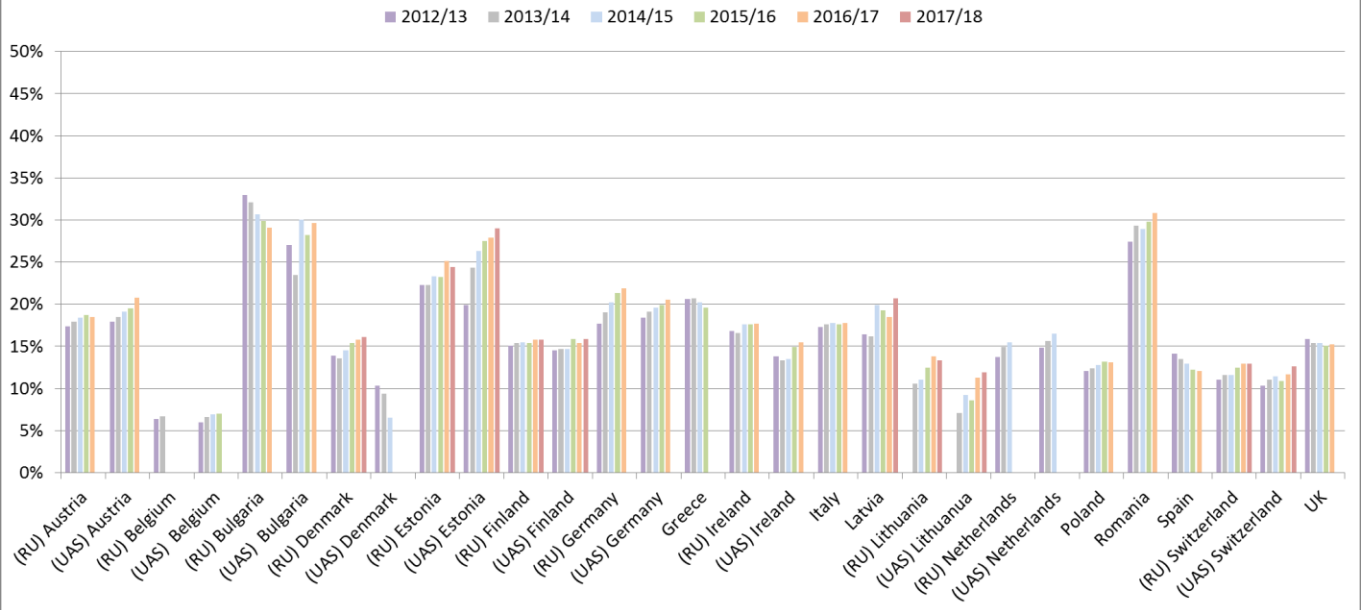


Table 3bis. Women percentage of total students in Informatics Bachelor's programs (all semesters)

	2012/13	2013/14	2014/15	2015/16	2016/17	2017/18
(RU) Austria	17.4	17.9	18.4	18.7	18.5	(a)
(UAS) Austria	17.9	18.5	19.1	19.5	20.8	(a)
(RU) Belgium	6.4	6.7	(a)	(a)	(a)	(a)
(UAS) Belgium	6.0	6.6	6.9	7.0	(a)	(a)
(RU) Bulgaria	33.0	32.1	30.7	29.9	29.1	(a)
(UAS) Bulgaria	27.0	23.5	30.0	28.2	29.6	(a)
(RU) Denmark	13.9	13.6	14.5	15.4	15.8	16.1
(UAS) Denmark	10.3	9.4	6.5	(b)	(b)	(b)
(RU) Estonia	22.3	22.3	23.3	23.2	25.1	24.4
(UAS) Estonia	19.9	24.3	26.3	27.5	27.9	29.0
(RU) Finland	15.1	15.4	15.5	15.4	15.8	15.8
(UAS) Finland	14.5	14.7	14.7	15.9	15.4	15.9
(RU) Germany	17.7	19.0	20.2	21.3	21.9	(a)
(UAS) Germany	18.4	19.1	19.6	19.9	20.5	(a)
Greece	20.6	20.7	20.2	19.6	(a)	(a)
(RU) Ireland	16.8	16.6	17.6	17.6	17.7	(a)
(UAS) Ireland	13.8	13.3	13.5	14.9	15.5	(a)
Italy	17.3	17.6	17.8	17.6	17.8	(a)
Latvia	16.4	16.2	19.9	19.3	18.5	20.7
(RU) Lithuania	n.a.	10.6	11.0	12.5	13.8	13.3
(UAS) Lithuania	n.a.	7.1	9.2	8.6	11.3	11.9
(RU) Netherlands	13.7	14.9	15.5	(b)	(b)	(b)
(UAS) Netherlands	14.8	15.6	16.5	(b)	(b)	(b)
Poland	12.1	12.4	12.8	13.2	13.1	(a)
Romania	27.4	29.3	28.9	29.8	30.8	(a)
Spain	14.1	13.5	12.9	12.2	12.1	(a)
(RU) Switzerland	11.0	11.6	11.6	12.5	12.9	12.9
(UAS) Switzerland	10.3	11.0	11.4	10.9	11.7	12.6
UK	15.9	15.4	15.4	15.1	15.2	(a)

Table 3bis graph: women percentage of students in Informatics Bachelor's programs (all semesters)



5.3 Master students

Table 4 and 4bis present the data for all students enrolled in Master's programs. Sources and footnotes are the same as for Table 2. Additional footnotes provide detail for specific situations in some country.

		<i>Table 4. Students in Informatics Master's programs</i> (Ratio = Total/1,000,000 inhabitants)											
		2012/13		2013/14		2014/15		2015/16		2016/17		2017/18	
		Total	Ratio	Total	Ratio	Total	Ratio	Total	Ratio	Total	Ratio	Total	Ratio
(RU) Austria		3,316	390	3,370	396	3,489	410	3,591	422	3,591	422	(a)	(a)
(UAS) Austria		1,188	140	1,373	161	1,489	175	1,485	175	1,446	170	(a)	(a)
(RU) Belgium		1,203	107	1,234	110	(a)	(a)	(a)	(a)	(a)	(a)	(a)	(a)
(UAS) Belgium		132	12	172	15	154	14	202	18	(a)	(a)	(a)	(a)
(RU) Bulgaria		1,677	238	1,661	236	1,693	240	1,659	235	1,623	230	(a)	(a)
(RU) Denmark		1,658	295	1,754	312	1,238	258	1,346	239	1,296	230	1,373	244
(RU) Estonia		760	579	793	604	848	646	926	705	991	775	1,107	843
(RU) Finland		4,401	800	4,560	829	4,407	801	4,425	804	4,802	873	4,772	867
(UAS) Finland		454	82	560	102	703	128	718	130	762	138	750	136
(RU) Germany		15,888	197	19,199	238	22,132	274	25,402	315	27,914	346	(a)	(a)
(UAS) Germany		7,839	97	8,935	111	10,203	126	11,422	142	12,641	157	(a)	(a)
Greece		2,967	274	3,445	319	3,514	325	3,962	366	(a)	(a)	(a)	(a)
(RU) Ireland		1,347	293	1,396	304	1,175	256	1,145	249	1,335	291	(a)	(a)
(UAS) Ireland		587	128	695	151	592	129	541	119	604	132	(a)	(a)
Italy		9,478	156	9,057	149	8,975	148	9,307	153	9,857	162	(a)	(a)
Latvia		1,202	601	1,191	595	1,389	693	1,249	625	1,488	743	1,136	568
(RU) Lithuania		n.a.	n.a.	489	174	493	176	495	176	541	193	601	214
Poland		11,203	291	10,790	281	10,814	281	10,950	285	11,368	296	(a)	(a)
Romania		1,994	100	2,022	102	1,860	94	1,904	96	3,815	192	(a)	(a)
Spain		4,052	87	4,176	90	4,398	95	4,593	99	5,539	119	(a)	(a)
(RU) Switzerland		1,034	123	1,081	128	1,063	126	1,157	137	1,283	152	1,367	162
(UAS) Switzerland		683	81	779	93	848	101	1,006	120	1,147	136	1,293	154
UK		12,045	189	11,960	188	11,970	188	11,875	186	12,630	198	(a)	(a)

Bulgaria: Colleges (*колежи*) do not offer Master studies in Informatics.

Denmark: Master studies in Informatics are not offered by UAS (*Professionshøjskoler*). Numbers of Master students and graduates were updated due to the changes in the system of Statistics Denmark. Since 2015/16 University students who were previously assigned to the individual group 'Computer Science' are reported under new groups: 'Scientific IT education' (includes Informatics degrees) and 'Electronics and IT' (includes Informatics and Electronics degrees)¹³. As it is not possible to single out Informatics degrees from the 'Electronics and IT' group, it was decided to update and report only the numbers for 'Scientific IT education' across all years. It results in a significant decrease of Master students and degrees awarded compared to the previous editions of the report.

Estonia: UAS (*Rakendusõrgkoolid*) do not offer Master studies in Informatics.

Lithuania: Master studies in Informatics are not offered by UAS (*Kolegija*).

Netherlands: separate numbers for enrolments at the distinct levels (Bachelor, Master, Doctorate) are not available, see Table 3 for the aggregated total.

Switzerland UAS: studies aiming at a Master degree [SW7] in UAS (*Fachhochschulen*) in the following programs: Engineering *Technik und IT*, *Wirtschaftsinformatik* and Business Information Systems [SW7-SW8].

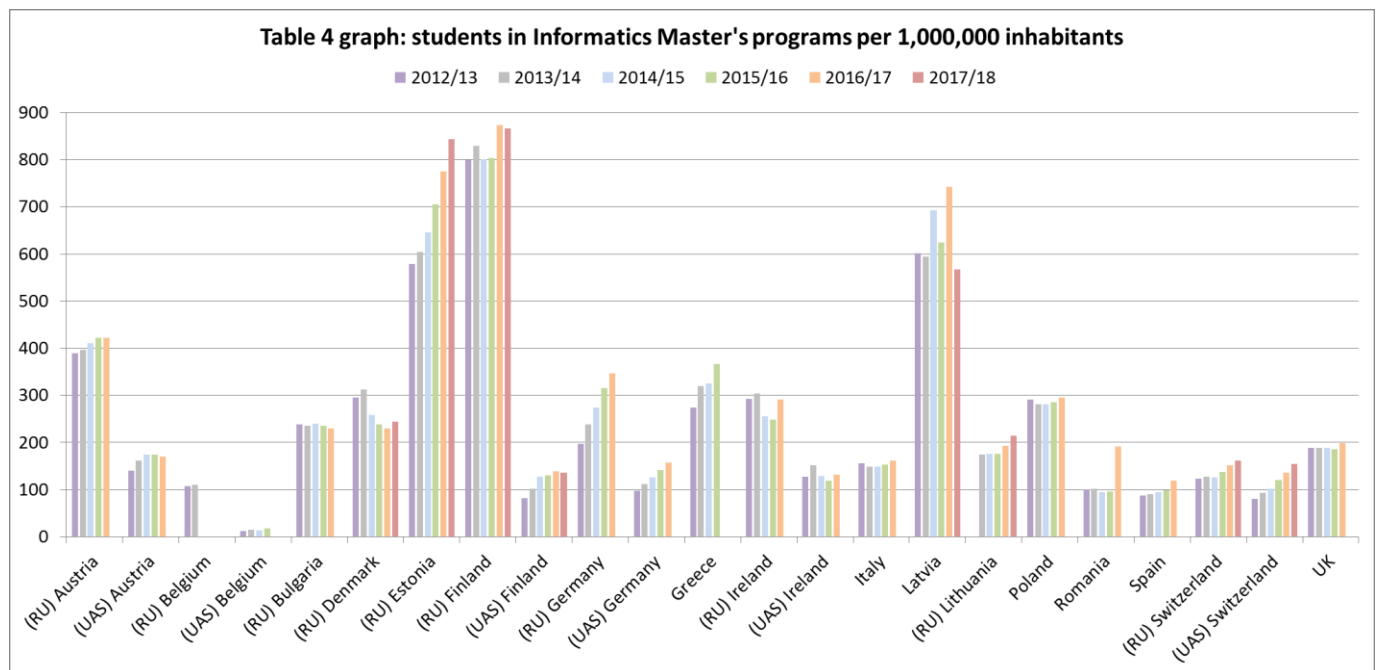
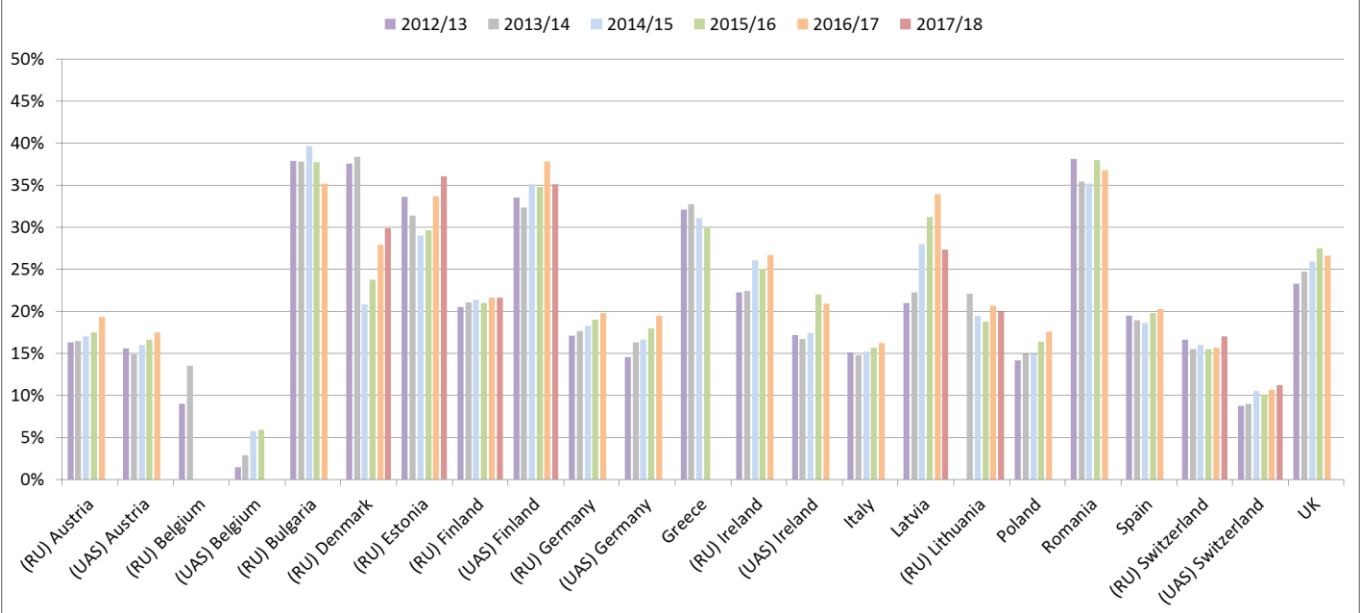


Table 4bis. Women percentage of total students in Informatics Master's programs

	2012/13	2013/14	2014/15	2015/16	2016/17	2017/18
(RU) Austria	16.3	16.5	17.0	17.5	19.3	(a)
(UAS) Austria	15.6	14.9	16.0	16.6	17.5	(a)
(RU) Belgium	9.0	13.5	(a)	(a)	(a)	(a)
(UAS) Belgium	1.5	2.9	5.8	5.9	(a)	(a)
(RU) Bulgaria	37.9	37.8	39.6	37.7	35.2	(a)
(RU) Denmark	37.6	38.4	20.8	23.8	27.9	29.9
(RU) Estonia	33.6	31.4	29.0	29.6	33.7	36.1
(RU) Finland	20.5	21.1	21.4	21.0	21.6	21.6
(UAS) Finland	33.5	32.3	35.1	34.8	37.8	35.1
(RU) Germany	17.1	17.7	18.3	19.0	19.8	(a)
(UAS) Germany	14.6	16.3	16.6	18.0	19.5	(a)
Greece	32.1	32.7	31.1	29.9	(a)	(a)
(RU) Ireland	22.3	22.4	26.1	25.0	26.7	(a)
(UAS) Ireland	17.2	16.7	17.4	22.0	20.9	(a)
Italy	15.1	14.8	15.2	15.7	16.2	(a)
Latvia	21.0	22.3	28.0	31.2	33.9	27.3
(RU) Lithuania	n.a.	22.1	19.5	18.8	20.7	20.0
Poland	14.2	15.0	15.0	16.4	17.6	(a)
Romania	38.1	35.4	35.2	38.0	36.8	(a)
Spain	19.5	18.9	18.6	19.8	20.3	(a)
(RU) Switzerland	16.6	15.5	16.0	15.5	15.7	17.0
(UAS) Switzerland	8.8	9.0	10.5	10.1	10.7	11.2
UK	23.3	24.7	25.9	27.5	26.6	(a)

Table 4bis graph: women percentage of total students in Informatics Master's programs



5.4 Tentative extrapolation to the whole of Europe

It is possible to attempt a rough estimate of how the preceding measurements generalize to Europe as a whole, defined here according to the United Nations Classification of countries by region [UN1]. The population of the countries used for this study¹⁷ (see Section 5) is around 47% the population of Europe (considered 350,163,942 inhabitants out of 741,447,158¹⁸). A simple rule of thirds gives the following approximation (rounded) for the data from 2016/2017:

- First-year students in Informatics: 334,000
- Bachelor students in Informatics: 992,000
- Master students in Informatics: 219,000

Unlike the carefully documented measurements of the preceding tables, these numbers cannot be taken as exhibiting any degree of precision. They do, however, suggest an order of magnitude. If they are indeed within range, we note that more Europeans are in an Informatics Bachelor program than live in Marseille, the second most populated city in France, or Frankfurt, the fifth most populated city in Germany.

¹⁷ Note that Belgium, Denmark, Greece and the Netherlands were not included in the extrapolations since the data for student enrollment either at Research Universities or Universities or Applied Sciences was not available for 2016/2017.

¹⁸ The total population of the European region for 2016 [UN2].

6 Degrees

The tables that follow present data about degrees awarded: Bachelor in Tables 5 and 5bis; Master in Tables 6 and 6bis; Doctorate (PhD) in Tables 7 and 7bis. Source and footnotes are the same as Tables 2 and Table 3. Additional footnotes following each Table provide detail for specific situations in some countries. Also, as before, any comparison must take into account the different definitions used in the countries investigated.

6.1 Bachelor's degrees

Table 5. Informatics Bachelor's degrees awarded												(Ratio = Total/1,000,000 inhabitants)	
	2012/13		2013/14		2014/15		2015/16		2016/17		2017/18		
	Total	Ratio	Total	Ratio	Total	Ratio	Total	Ratio	Total	Ratio	Total	Ratio	
(RU) Austria	521	61	544	64	512	60	602	71	586	69	(a)	(a)	
(UAS) Austria	651	77	695	82	702	83	613	72	601	71	(a)	(a)	
(RU) Belgium	223	20	209	19	(a)	(a)	(a)	(a)	(a)	(a)	(a)	(a)	
(UAS) Belgium	1,436	127	1,384	123	1,355	120	1,463	130	(a)	(a)	(a)	(a)	
(RU) Bulgaria	1,176	167	1,232	175	1,082	153	1,199	170	1,102	156	(a)	(a)	
(UAS) Bulgaria	61	9	46	7	64	9	58	8	48	7	(a)	(a)	
(RU) Denmark	312	55	378	67	515	92	559	99	594	106	568	101	
(UAS) Denmark	51	8	126	22	108	19	(b)	(b)	(b)	(b)	(b)	(b)	
(RU) Estonia	169	129	178	136	187	142	266	203	298	227	(a)	(a)	
(UAS) Estonia	173	132	146	111	172	131	175	133	176	134	(a)	(a)	
(RU) Finland	767	139	781	142	759	138	868	158	1,014	184	771	140	
(UAS) Finland	1,558	283	1,621	295	1,610	293	1,630	296	1,538	288	1,502	273	
(RU) Germany	6,640	82	6,203	77	6,107	76	6,241	77	5,853	73	(a)	(a)	
(UAS) Germany	8,927	111	8,970	111	9,490	118	10,251	127	10,353	128	(a)	(a)	
Greece	2,254	208	2,187	202	(a)	(a)	(a)	(a)	(a)	(a)	(a)	(a)	
(RU) Ireland	375	82	515	112	537	117	646	141	814	177	(a)	(a)	
(UAS) Ireland	543	118	711	155	728	159	868	189	895	195	(a)	(a)	
Italy	8,352	137	8,166	134	8,278	136	8,537	140	9,328	153	(a)	(a)	
Latvia	705	352	656	328	557	278	560	280	532	266	(a)	(a)	
(RU) Lithuania	n.a.	n.a.	598	213	428	152	384	137	382	136	488	174	
(UAS) Lithuania	n.a.	n.a.	98	35	101	36	58	21	86	31	91	32	
(RU) Netherlands	589	35	602	36	694	41	(b)	(b)	(b)	(b)	(b)	(b)	
(UAS) Netherlands	2,949	175	3,200	190	3,379	201	(b)	(b)	(b)	(b)	(b)	(b)	
Poland	9,534	248	8,636	225	8,785	229	8,756	228	(a)	(a)	(a)	(a)	
Romania	1,206	61	1,292	65	1,423	72	2,363	119	(a)	(a)	(a)	(a)	
Spain	7,209	155	6,957	150	6,548	141	5,196	112	5,144	111	(a)	(a)	
(RU) Switzerland	247	29	233	28	277	33	284	34	327	39	358	43	
(UAS) Switzerland	665	79	754	90	758	90	839	100	941	112	989	117	
UK	17,865	280	17,835	280	17,445	274	17,035	267	18,655	293	(a)	(a)	

Table 5 graph: Informatics Bachelor's degrees awarded per 1,000,000 inhabitants

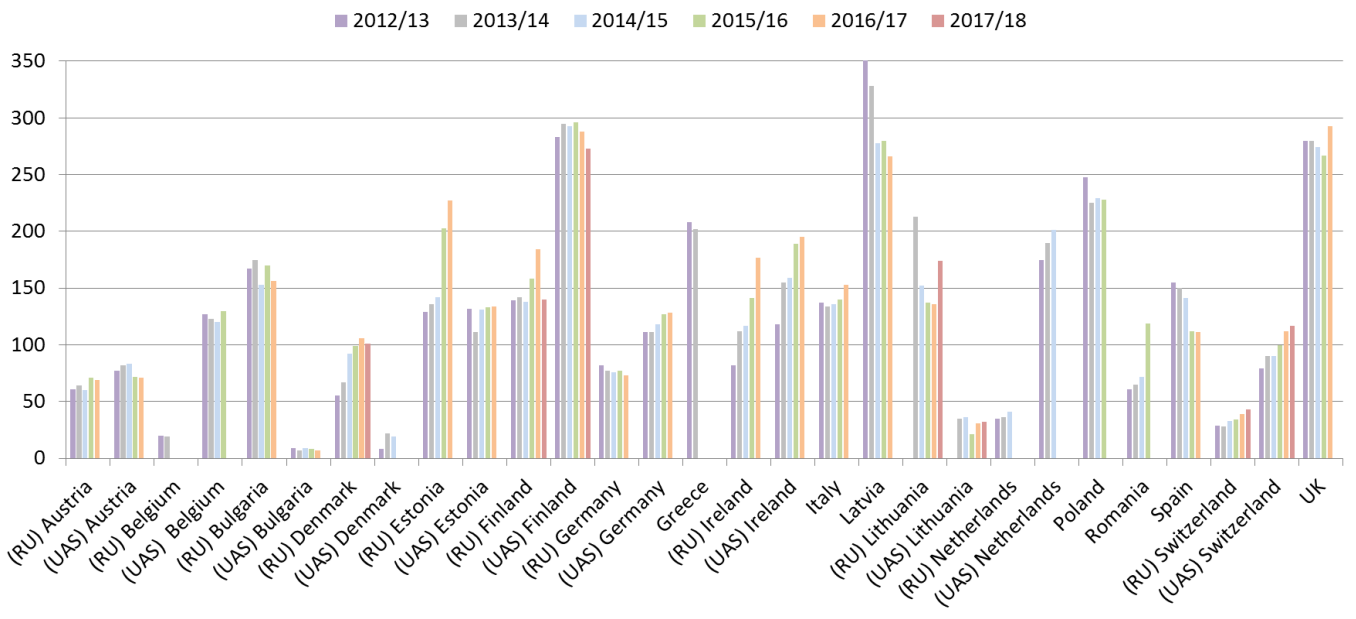
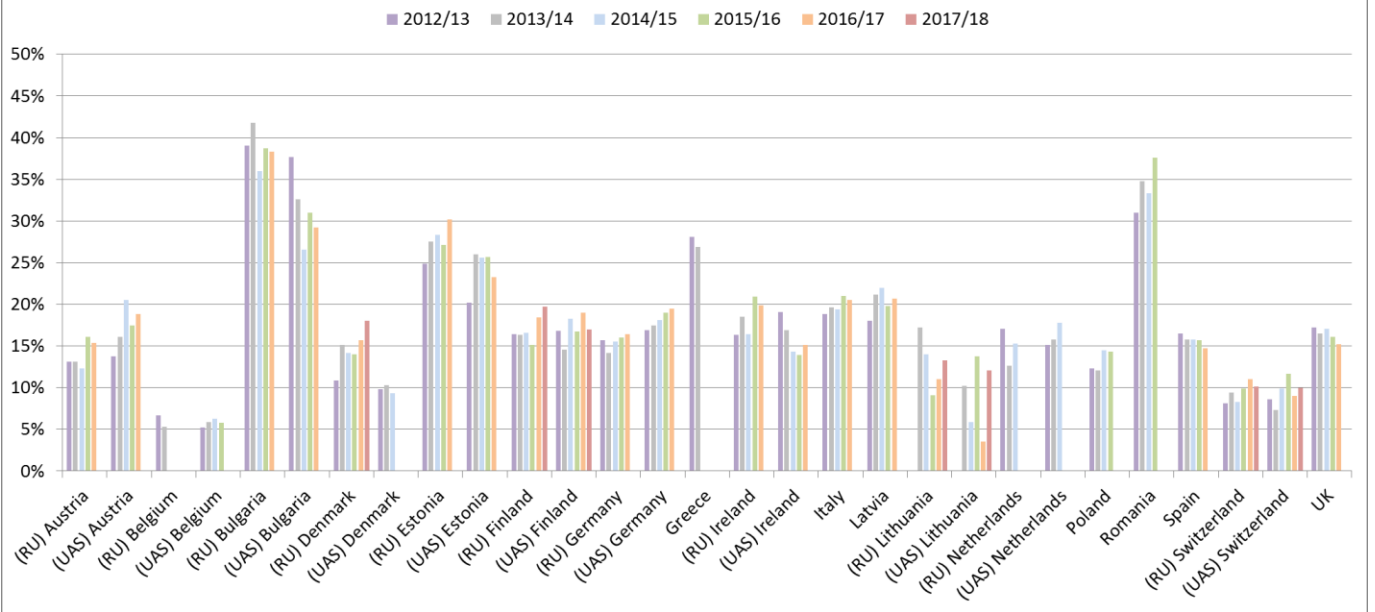


Table 5bis. Women percentage of total Informatics Bachelor's degrees awarded

	2012/13	2013/14	2014/15	2015/16	2016/17	2017/18
(RU) Austria	13.1	13.1	12.3	16.1	15.4	(a)
(UAS) Austria	13.8	16.1	20.5	17.5	18.8	(a)
(RU) Belgium	6.7	5.3	(a)	(a)	(a)	(a)
(UAS) Belgium	5.2	5.9	6.3	5.8	(a)	(a)
(RU) Bulgaria	39.0	41.8	36.0	38.7	38.3	(a)
(UAS) Bulgaria	37.7	32.6	26.6	31.0	29.2	(a)
(RU) Denmark	10.9	15.1	14.2	14.0	15.7	18.0
(UAS) Denmark	9.8	10.3	9.3	(b)	(b)	(b)
(RU) Estonia	24.9	27.5	28.3	27.1	30.2	(a)
(UAS) Estonia	20.2	26.0	25.6	25.7	23.3	(a)
(RU) Finland	16.4	16.3	16.6	15.1	18.4	19.7
(UAS) Finland	16.8	14.6	18.3	16.7	19.0	17.0
(RU) Germany	15.7	14.2	15.5	16.0	16.4	(a)
(UAS) Germany	16.9	17.5	18.1	19.0	19.5	(a)
Greece	28.1	26.9	(a)	(a)	(a)	(a)
(RU) Ireland	16.3	18.5	16.4	20.9	19.9	(a)
(UAS) Ireland	19.1	16.9	14.3	13.9	15.1	(a)
Italy	18.8	19.6	19.4	21.0	20.5	(a)
Latvia	18.0	21.2	22.0	19.8	20.7	(a)
(RU) Lithuania	n.a.	17.2	14.0	9.1	11.0	13.3
(UAS) Lithuania	n.a.	10.2	5.9	13.8	3.5	12.1
(RU) Netherlands	17.1	12.6	15.3	(b)	(b)	(b)
(UAS) Netherlands	15.1	15.8	17.8	(b)	(b)	(b)
Poland	12.3	12.1	14.5	14.3	(a)	(a)
Romania	31.0	34.8	33.3	37.6	(a)	(a)
Spain	16.5	15.8	15.8	15.7	14.7	(a)
(RU) Switzerland	8.1	9.4	8.3	9.9	11.0	10.1
(UAS) Switzerland	8.6	7.3	9.9	11.7	9.0	10.0
UK	17.2	16.5	17.1	16.1	15.2	(a)

Table 5bis graph: women percentage of total Informatics Bachelor's degrees



6.2 Master's degrees

<i>Table 6. Informatics Master's degrees awarded</i>												<i>(Ratio = Total/1,000,000 inhabitants)</i>	
	2012/13		2013/14		2014/15		2015/16		2016/17		2017/18		
	Total	Ratio	Total	Ratio	Total	Ratio	Total	Ratio	Total	Ratio	Total	Ratio	
(RU) Austria	434	51	493	58	519	61	384	45	362	43	(a)	(a)	
(UAS) Austria	442	52	520	61	583	69	652	77	598	70	(a)	(a)	
(RU) Belgium	410	36	438	39	(a)	(a)	(a)	(a)	(a)	(a)	(a)	(a)	
(UAS) Belgium	60	5	58	5	69	6	60	5	(a)	(a)	(a)	(a)	
(RU) Bulgaria	491	70	593	84	570	81	703	100	585	83	(a)	(a)	
(RU) Denmark	428	76	488	87	517	92	379	67	510	91	500	89	
(RU) Estonia	130	99	136	104	141	107	195	148	224	171	(a)	(a)	
(RU) Finland	829	151	957	174	978	178	1,082	197	1,114	202	977	178	
(UAS) Finland	79	14	105	19	125	23	139	25	171	31	194	35	
(RU) Germany	2,407	30	3,003	37	3,764	47	4,470	55	4,992	62	(a)	(a)	
(UAS) Germany	1,736	22	2,113	26	2,227	28	2,456	30	2,795	35	(a)	(a)	
Greece	975	90	916	85	(a)	(a)	(a)	(a)	(a)	(a)	(a)	(a)	
(RU) Ireland	500	109	728	159	837	182	734	160	690	150	(a)	(a)	
(UAS) Ireland	122	27	173	38	260	57	273	59	207	45	(a)	(a)	
Italy	2,520	41	2,445	40	2,270	37	2,271	37	2,325	38	(a)	(a)	
Latvia	313	156	316	158	283	141	272	136	261	130	(a)	(a)	
(RU) Lithuania	n.a.	n.a.	155	55	158	56	137	49	127	45	173	62	
(RU) Netherlands	910	54	1,087	65	1,115	66	(b)	(b)	(b)	(b)	(b)	(b)	
Poland	4,206	109	4,218	110	3,847	100	4,165	108	(a)	(a)	(a)	(a)	
Romania	487	25	505	25	460	23	914	46	(a)	(a)	(a)	(a)	
Spain	1,390	30	1,437	31	1,534	33	1,485	32	1,744	38	(a)	(a)	
(RU) Switzerland	289	34	337	40	382	45	357	42	353	42	426	51	
(UAS) Switzerland	242	29	190	23	253	30	266	32	309	37	326	39	
UK	6,590	103	5,875	92	6,000	94	6,080	95	6,095	96	(a)	(a)	

Table 6 graph: Informatics Master's degrees awarded per 1,000,000 inhabitants

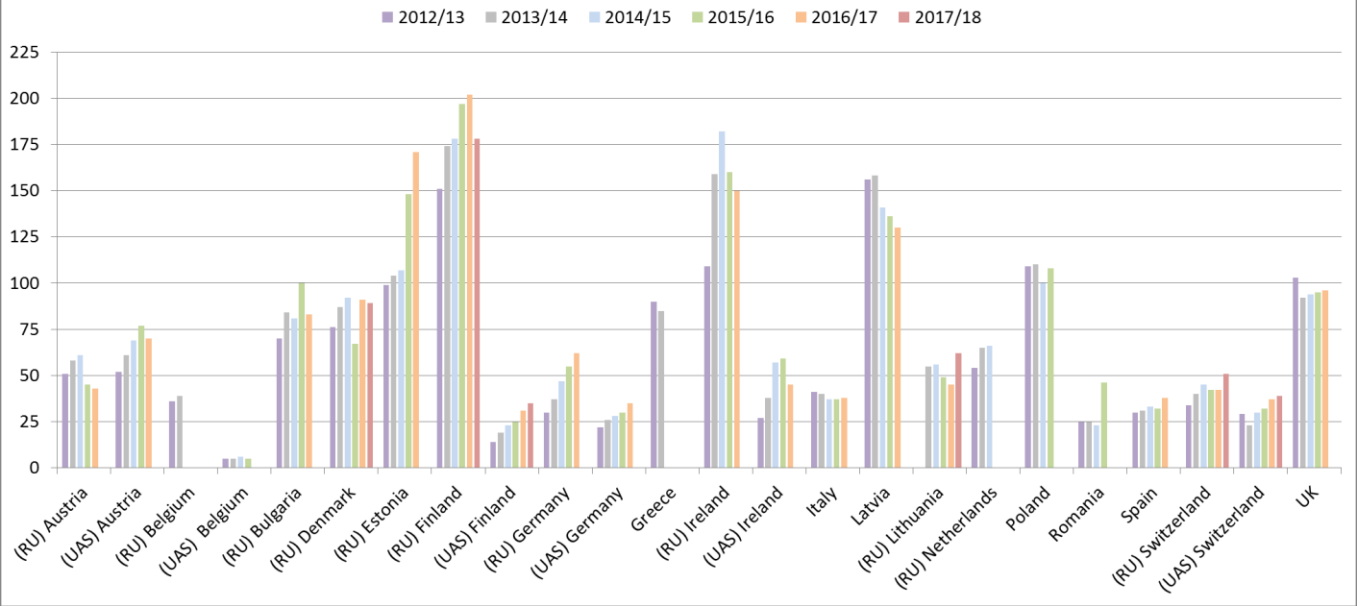
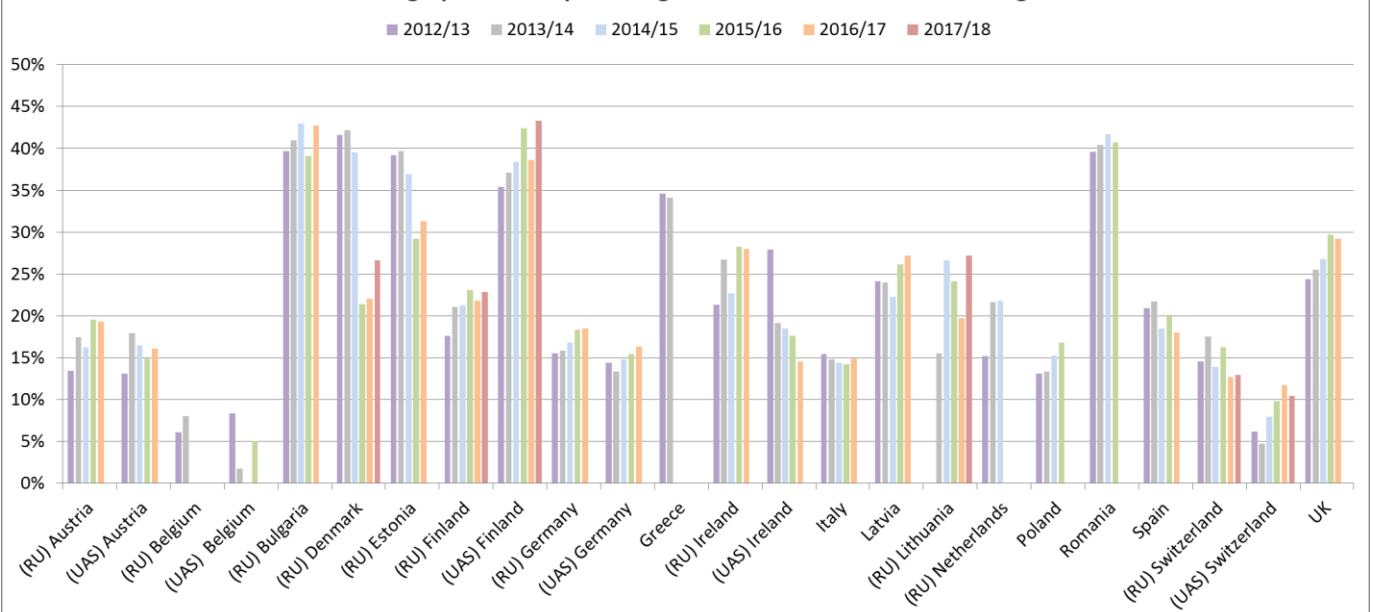


Table 6bis. Women percentage of total Informatics Master's degrees awarded

	2012/13	2013/14	2014/15	2015/16	2016/17	2017/18
(RU) Austria	13.4	17.4	16.2	19.5	19.3	(a)
(UAS) Austria	13.1	17.9	16.5	14.9	16.1	(a)
(RU) Belgium	6.1	8.0	(a)	(a)	(a)	(a)
(UAS) Belgium	8.3	1.7	0.0	5.0	(a)	(a)
(RU) Bulgaria	39.7	41.0	43.0	39.1	42.7	(a)
(RU) Denmark	41.6	42.2	39.5	21.4	22.0	26.6
(RU) Estonia	39.2	39.7	36.9	29.2	31.3	(a)
(RU) Finland	17.6	21.1	21.2	23.1	21.8	22.8
(UAS) Finland	35.4	37.1	38.4	42.4	38.6	43.3
(RU) Germany	15.5	15.8	16.8	18.3	18.5	(a)
(UAS) Germany	14.4	13.3	14.8	15.4	16.3	(a)
Greece	34.6	34.1	(a)	(a)	(a)	(a)
(RU) Ireland	21.3	26.7	22.7	28.2	28.0	(a)
(UAS) Ireland	27.9	19.1	18.5	17.6	14.5	(a)
Italy	15.4	14.8	14.4	14.2	14.9	(a)
Latvia	24.1	24.0	22.3	26.1	27.2	(a)
(RU) Lithuania	n.a.	15.5	26.6	24.1	19.7	27.2
(RU) Netherlands	15.2	21.6	21.8	(b)	(b)	(b)
Poland	13.1	13.3	15.3	16.8	(a)	(a)
Romania	39.6	40.4	41.7	40.7	(a)	(a)
Spain	20.9	21.7	18.5	20.1	18.0	(a)
(RU) Switzerland	14.5	17.5	13.9	16.2	12.7	12.9
(UAS) Switzerland	6.2	4.7	7.9	9.8	11.7	10.4
UK	24.4	25.5	26.8	29.7	29.2	(a)

Table 6bis graph: women percentage of total Informatics Master's degrees



6.3 Doctoral degrees

<i>Table 7. Informatics Doctoral (PhD) degrees awarded</i>													<i>(Ratio = Total/1,000,000 inhabitants)</i>	
	2012/13		2013/14		2014/15		2015/16		2016/17		2017/18			
	Total	Ratio	Total	Ratio	Total	Ratio	Total	Ratio	Total	Ratio	Total	Ratio		
(RU) Austria	109	13	107	13	112	13	108	13	106	12	(a)	(a)		
(RU) Bulgaria	24	3	25	4	33	5	36	5	18	3	(a)	(a)		
(RU) Estonia	13	10	9	7	16	12	16	12	19	14	(a)	(a)		
(RU) Finland	129	23	143	26	157	29	146	27	149	27	128	23		
(RU) Germany	885	11	941	12	994	12	1,100	14	1,021	13	(a)	(a)		
Greece	178	16	158	15	(a)	(a)	(a)	(a)	(a)	(a)	(a)	(a)		
(RU) Ireland	69	15	95	21	80	17	84	18	68	15	(a)	(a)		
(UAS) Ireland	7	2	11	2	5	1	2	0	3	1	(a)	(a)		
Italy	471	8	485	8	533	9	544	9	527	9	(a)	(a)		
Latvia	24	12	25	12	20	10	16	8	14	7	(a)	(a)		
Romania	55	3	40	2	26	1	19	1	(a)	(a)	(a)	(a)		
Spain	439	9	532	11	709	15	755	17	958	21	(a)	(a)		
(RU) Switzerland	149	18	94	11	131	16	131	16	126	15	155	18		
UK	925	15	745	12	910	14	980	15	965	15	(a)	(a)		

Belgium: numbers were not available since PhD degrees are reported combined across the entire field of Sciences or Engineering [BE3, BE4].

Denmark: numbers were not available since PhD degrees are reported combined across the entire field of Natural or Technical Sciences¹³.

Latvia: note that a small error in the number of Doctoral degrees awarded was found for 2016/17 affecting Tables 7, 7 bis.

Lithuania: numbers were not available since PhD degrees are reported combined across the entire field of Technological sciences [LT3].

Netherlands: numbers were not available since PhD degrees are reported across the entire field of Engineering or Natural Sciences¹⁶.

Poland: numbers were not available since PhD degrees are reported combined across the entire field of Technical sciences [PL1].

In all countries included in this study, except Ireland, PhD degrees are only awarded by traditional Universities and not by University of Applied Sciences/University Colleges.

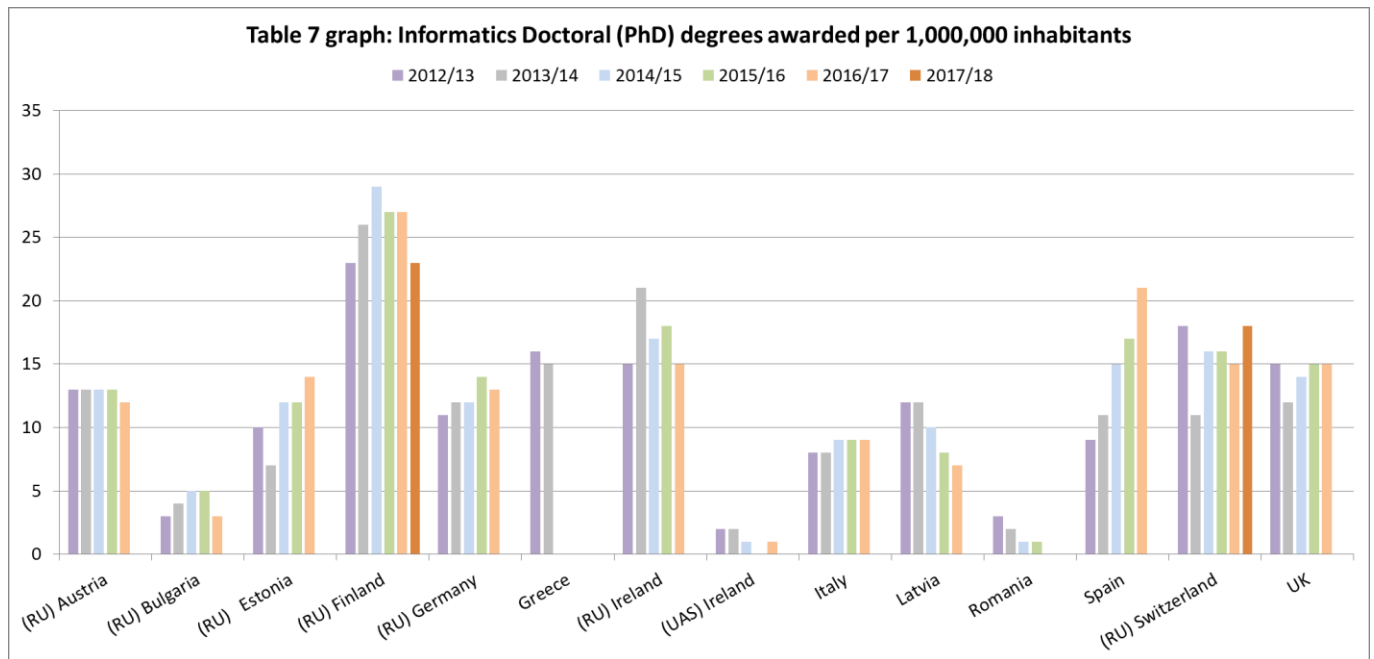
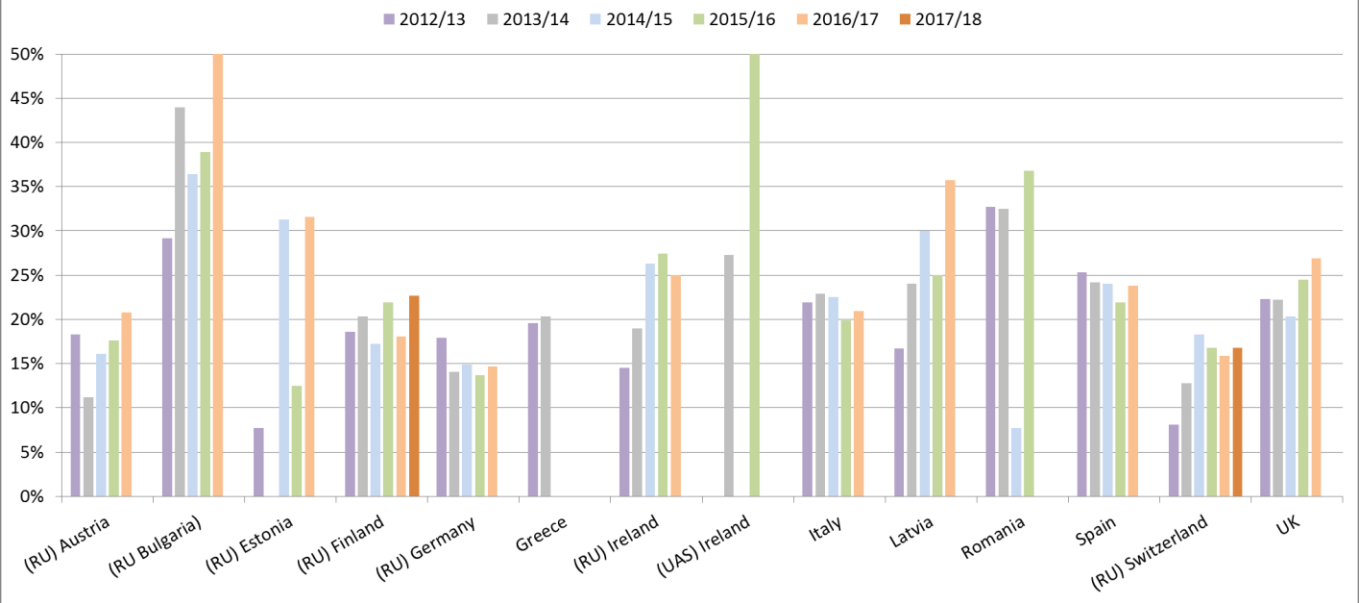


Table 7bis. Women percentage of total Informatics Doctoral (PhD) degrees awarded

	2012/13	2013/14	2014/15	2015/16	2016/17	2017/18
(RU) Austria	18.3	11.2	16.1	17.6	20.8	(a)
(RU) Bulgaria	29.2	44.0	36.4	38.9	55.6	(a)
(RU) Estonia	7.7	0.0	31.3	12.5	31.6	(a)
(RU) Finland	18.6	20.3	17.2	21.9	18.1	22.7
(RU) Germany	17.9	14.1	14.9	13.7	14.7	(a)
Greece	19.6	20.3	(a)	(a)	(a)	(a)
(RU) Ireland	14.5	19.0	26.3	27.4	25.0	(a)
(UAS) Ireland	0.0	27.3	0.0	50.0	0.0	(a)
Italy	21.9	22.9	22.5	19.9	20.9	(a)
Latvia	16.7	24.0	30.0	25.0	35.7	(a)
Romania	32.7	32.5	7.7	36.8	(a)	(a)
Spain	25.3	24.2	24.0	21.9	23.8	(a)
(RU) Switzerland	8.1	12.8	18.3	16.8	15.9	16.8
UK	22.3	22.2	20.3	24.5	26.9	(a)

Note that the significant variations in the female percentage of PhD degrees awarded in University of Applied Sciences in Ireland, and in Universities in Estonia, Latvia and Romania can be better understood considering that the number of PhD degrees awarded in all cases are quite small and therefore small variations in the absolute numbers reflects on a strong variation in the percentages.

Table 7bis graph: women percentage of total Informatics Doctoral (PhD) degrees



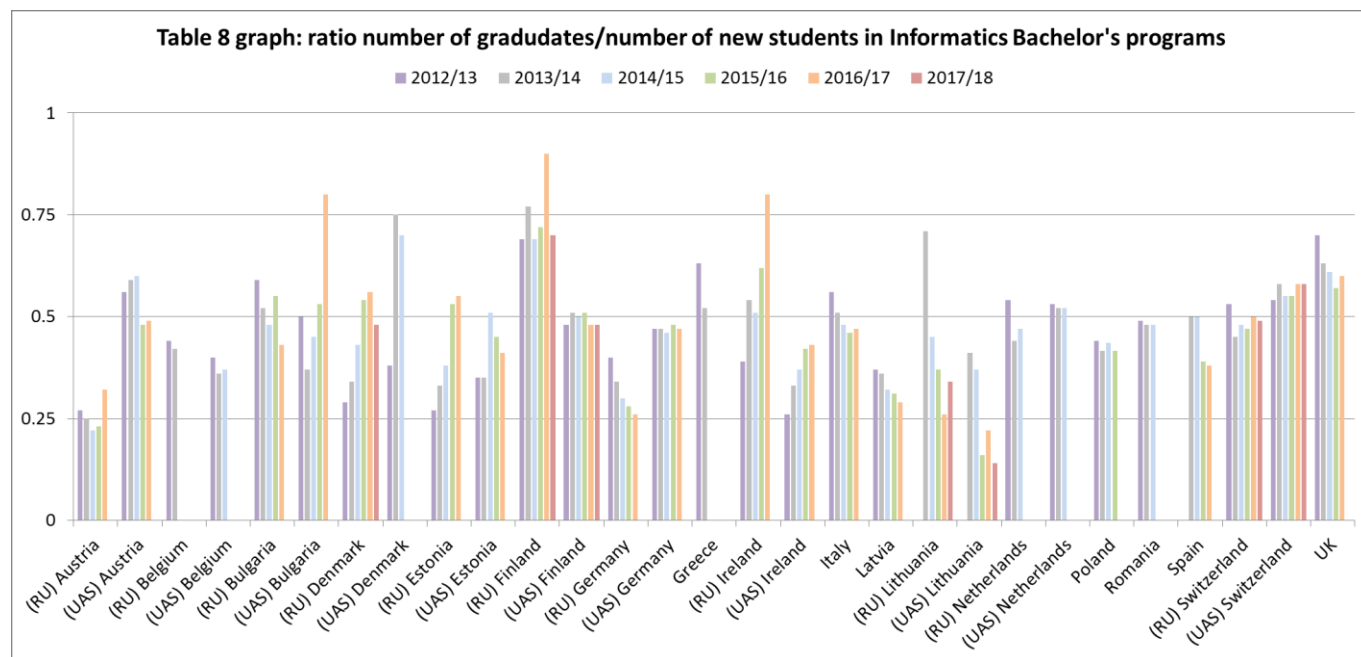
6.4 Ratio Bachelor graduates/new students

Table 8 and graph 8 show the correlation between the number of students starting their studies (Table 2, Section 5.1) and the number of students successfully concluding their studies (Table 5, Section 6.1) in Informatics Bachelor's programs in the countries included in this report.

Table 8. Ratio between the number of graduates and the number of new students in Informatics Bachelor's programs

	2012/13	2013/14	2014/15	2015/16	2016/17	2017/18
(RU) Austria	0.27	0.25	0.22	0.23	0.32	(a)
(UAS) Austria	0.56	0.59	0.60	0.48	0.49	(a)
(RU) Belgium	0.44	0.42	(a)	(a)	(a)	(a)
(UAS) Belgium	0.40	0.36	0.37	(b)	(b)	(b)
(RU) Bulgaria	0.59	0.52	0.48	0.55	0.43	(a)
(UAS) Bulgaria	0.50	0.37	0.45	0.53	0.80	(a)
(RU) Denmark	0.29	0.34	0.43	0.54	0.56	0.48
(UAS) Denmark	0.38	0.75	0.70	(b)	(b)	(b)
(RU) Estonia	0.27	0.33	0.38	0.53	0.55	(a)
(UAS) Estonia	0.35	0.35	0.51	0.45	0.41	(a)
(RU) Finland	0.69	0.77	0.69	0.72	0.90	0.70
(UAS) Finland	0.48	0.51	0.50	0.51	0.48	0.48
(RU) Germany	0.40	0.34	0.30	0.28	0.26	(a)
(UAS) Germany	0.47	0.47	0.46	0.48	0.47	(a)
Greece	0.63	0.52	(a)	(a)	(a)	(a)
(RU) Ireland	0.39	0.54	0.51	0.62	0.80	(a)
(UAS) Ireland	0.26	0.33	0.37	0.42	0.43	(a)
Italy	0.56	0.51	0.48	0.46	0.47	(a)
Latvia	0.37	0.36	0.32	0.31	0.29	(a)
(RU) Lithuania	n.a.	0.71	0.45	0.37	0.26	0.34
(UAS) Lithuania	n.a.	0.41	0.37	0.16	0.22	0.14
(RU) Netherlands	0.54	0.44	0.47	(b)	(b)	(b)
(UAS) Netherlands	0.53	0.52	0.52	(b)	(b)	(b)
Poland	0.44	0.43	0.43	0.42	(a)	(a)
Romania	0.49	0.48	0.48	n.a.	(a)	(a)
Spain	n.a.	0.50	0.50	0.39	0.38	(a)
(RU) Switzerland	0.53	0.45	0.48	0.47	0.50	0.49
(UAS) Switzerland	0.54	0.58	0.55	0.55	0.58	0.58
UK	0.70	0.63	0.61	0.57	0.60	(a)

Romania: the 2015/16 ratio is not calculated due to the differences in the coverage rates. The number of first-year students for 2015/16 was collected in 2016 with a 80% coverage rate, while the number of Bachelor degrees awarded for 2015/16 was collected in 2017 where we had a 95% rate (see more details on footnote Table 2).



6.5 Tentative extrapolation to the whole of Europe

As discussed in Section 5.4, and with the same qualifications, it is possible from the 2016/2017 data to attempt a rough extrapolation to all of Europe of the Bachelor and Master degrees awarded:

- Bachelor degrees awarded in Informatics¹⁹: 148,000
- Master degrees awarded in Informatics¹⁹: 58,000

Unlike the carefully documented measurements of the preceding tables, these numbers cannot be taken as exhibiting any degree of precision. They do, however, suggest an order of magnitude.

6.6 Relationship between supply and demand

In light of the preceding figures, it is legitimate to ask how the supply of graduates meets society's demands. EU president Richard Burton declared in a speech [EU3] that:

The number of ICT graduates in Europe has decreased from 127,000 in 2006 to 114,000 in 2009 despite the growing pervasiveness of high level ICT occupations across all economies.

His basis at the time was the preliminary results of an analysis from an EU-commissioned survey ([EU4], pages 119-120). However, the graduate counts estimated in that survey raise questions; it gives for example a count of 2,420 ICT graduates (Bachelor + Master) in Italy in 2011, whereas the official Italian government source, as used for the present report [IT2], shows a count of 11,134. Other sources of uncertainty in that survey were also reported elsewhere [EU5].

An analysis from the European Commission on European Vacancy and Recruitment includes ICT positions (including IT consultants, IT support staff, software programmers, software developers, data processing technicians, database administrators, IT project leaders) as currently **top bottleneck occupations**, defined as those exhibiting recruitment difficulties across all of Europe [EU6]. The situation is exacerbated by the global war for talent with regard to attract the best skills in the ICT field.

The European Commission estimated that demand for e-skills in Europe in 2012 exceeded the available supply of graduates by around 255,000 [EU4, EU7]. In addition, that from 2015 the gap between demand and supply will grow significantly, to reach (depending on the forecasting scenario) a value of 372,000 to as much as 864,000 [EU4, EU7-EU8].

¹⁹ Note that Belgium, Denmark, Greece, the Netherlands, Poland and Romania were not included in the extrapolations since the data for student enrollment either at Research Universities or Universities or Applied Sciences was not available for 2016/2017.

7 Positions and Titles

The present section describes some of the main positions (job titles) available to academics, and corresponding employment details, in the following countries: Austria, Belgium, Estonia, France, Germany, Greece, Italy, Latvia, Lithuania, Netherlands, Poland, Romania, Spain, Switzerland and UK.

The information generally applies to academics of all disciplines (not just Informatics) in each country, unless when remarked otherwise.

Comparing salaries across different countries is complicated by the differences in career systems, career steps and progression. This makes it particularly important to define the different titles available in the countries considered. Section 8 will present the corresponding salary levels in the corresponding countries.

7.1 A basis for multinational comparison of academic positions

Tables 8 and 9 show the academic positions whose remuneration is described in Section 8, and the approximate equivalent in the various countries considered. For professor-level positions we used as a reference the nomenclature of the American higher education system: Assistant, Associate and Full Professor, although in many European countries there is not a direct correspondence.

Table 8. Position correspondence: PhDs and Postdocs

	PhD Candidate	Postdoctoral Researcher
Austria	<i>Universitätsassistent, Forschungsassistent / Projektassistent (Prädoc)</i>	<i>Universitätsassistent, Forschungsassistent / Projektassistent (Postdoc)</i>
Belgium	<i>Doctorant/Assistant Doctorandus/Assistent</i>	<i>Post-doctorant/Assistant Doctor-assistent/ Assistent</i>
Estonia	<i>Doktorant</i>	<i>Research Fellows/ Senior Research Fellows</i>
France	<i>Doctorant</i>	<i>Post-doctorant</i>
Germany	<i>Doktorand / Wissenschaftlicher Mitarbeiter</i>	<i>Postdoktorand / Wissenschaftlicher Mitarbeiter / Oberassistent / Oberingenieur</i>
Greece	<i>Υποψήφιος Διδάκτορας</i>	<i>Μεταδιδάκτορας</i>
Italy	<i>Dottorando</i>	<i>Assegnista di Ricerca</i>
Latvia	<i>Doktorants</i>	-
Lithuania	<i>Doktorantas</i>	<i>Podoktorantūros tyrėjas</i>
Netherlands	<i>Promovendus</i>	<i>Onderzoeker 4 / Docent 4</i>
Poland	<i>Doktorant</i>	<i>Asystent/Adiunkt</i>
Romania	<i>Doctorand</i>	<i>Cercetator Postdoc / Cercetator / Cercetator Principal</i>
Spain	<i>Doctorando</i>	<i>Ayudante Postdoc (1)/ Investigador Postdoc (2)</i>
Switzerland	<i>Doktorand / Wissenschaftlicher Assistenz I</i>	<i>Post-Doktorand / Wissenschaftlicher Assistenz II</i>
UK	PhD Students/ Postgraduate Research Student	Research Assistant / Research Associate / Research Fellow

In Austria, Belgium, Germany and Switzerland the term “Assistant” (assistant) is used for both PhD Candidates and Postdoctoral Researchers.

Table 9. Position correspondence: Professors

	Assistant Professor		Associate Professor		Full Professor	
Austria	<i>Assistenzprofessor</i>		<i>Assoziierter Professor / Außerordentlicher Universitätsprofessor</i>		<i>Universitätsprofessor</i>	
Belgium Wallonia	<i>Chargé de Cours</i>		<i>Professeur</i>		<i>Professeur Ordinaire</i>	
Belgium Flanders	<i>Docent</i>	<i>Hoofddocent</i>	<i>Hoogleraar</i>	<i>Gewoon Hoogleraar</i>		
Estonia	<i>Assistent</i>	<i>Lektor</i>	<i>Dotsent</i>	<i>Professor</i>		
France	<i>Maître de Conférences</i>			<i>Professeur des Universités</i>		
Germany	<i>Juniorprofessor</i>		<i>Außerordentlicher Professor</i>		<i>Ordentlicher Professor</i>	
Greece	<i>Λέκτορας</i>	<i>Επίκουρος Καθηγητής</i>	<i>Αναπληρωτής Καθηγητής</i>	<i>Καθηγητής</i>		
Italy	<i>Ricercatore a Tempo Determinato Tipo A/Tipo B</i>		<i>Professore di Seconda Fascia (Professore Associato)</i>		<i>Professore di Prima Fascia (Professore Ordinario)</i>	
Latvia	<i>Asistents</i>	<i>Lektors</i>	<i>Docents</i>	<i>Asociēts Profesors</i>	<i>Profesors</i>	
Lithuania	<i>Asistentas</i>		<i>Lektorius</i>	<i>Docentas</i>	<i>Profesorius</i>	
Netherlands	<i>Universitair Docent 2</i>	<i>Universitair Docent 1</i>	<i>Universitair Hoofddocent 2</i>	<i>Universitair Hoofddocent 1</i>	<i>Hoogleraar 2</i>	<i>Hoogleraar 1</i>
Poland	<i>Asystent</i>		<i>Adiunkt</i>	<i>Profesor uczelni</i>	<i>Profesor</i>	
Romania	<i>Asistent</i>		<i>Lector</i>	<i>Conferentiar</i>	<i>Profesor</i>	
Spain	<i>Titular de Escuela Universitaria</i>		<i>Titular de Universidad / Catedrático de Escuela Universitaria</i>		<i>Catedrático de Universidad</i>	
Switzerland²⁰	<i>Assistenzprofessor</i>		<i>Außerordentliche Professor</i>		<i>Ordentlicher Professor</i>	
UK	<i>Lecturer</i>		<i>Senior Lecturer/Reader</i>		<i>Professor</i>	

²⁰ German terms. French (*Professeurs Assistants, Professeurs Associés, Professeurs Ordinaries*) and Italian (*Professori Assistenti, Professori di Ruolo Straordinari and Professori di Ruolo Ordinari*) equivalents are used in the corresponding regions of Switzerland.

7.2 Austria

PhD Candidates (so-called *PräDoc-Assistenten*) are typically employed as university assistants (if financed by the University they are called *Universitätsassistent*) or as project assistant (financed by grants, funds or industrial cooperation) at the institute of their academic supervisor. Their employment contracts are usually issued for four years and cannot be extended (in the case of employment as *Universitätsassistent*). However, in case PhD Candidates are employed as project assistant, contract extensions might be possible, depending on their funding source. Their duties include support in teaching, administrative tasks and doing research. PhD Candidates can also be financed by scholarships which are funded by national or local authorities, industry or others. Scholarship holders are on average funded for a period of three years. They do not have any teaching or administrative duties and can focus only on their thesis. Finally, there are also self-funded PhD students, doing their research in parallel to their “normal” work.

For Postdoctoral Researchers (*PostDoc-Assistenten*) a similar system applies. Depending on their funding source they are employed as university assistant (postdoc *Universitätsassistent*) or project assistant. Contracts of postdoc *Universitätsassistenten* are fixed for four up to a maximum of six years and cannot be renewed. The contracts for project assistants may be extended up to 10 or 12 years, depending on their funding source. Funding programs for Postdoctoral Researchers also enable them to apply for funding of their own independent position as part of a grant for a research project.

Professor positions are organized in three categories: Assistant Professor (*Assistenzprofessor*), Associate Professor (*Assoziierter Professor/Außerordentlicher Universitätsprofessor*) and Full Professor (*Universitätsprofessor*). Associate Professor and Full Professor positions are permanent. The initial appointment of Assistant Professors (tenure track positions) is for six years with the possibility of promotion to a permanent position as Associate Professor after a positive evaluation. There exists a specific tenure track system for the promotion from an Assistant Professor position to an Associate Professor position (for selected Assistant Professors who obtain the so-called *Habilitation*). However, there is not such a system for the promotion from an Associate Professor position to a Full Professor position. Being appointed as Full Professor requires a specific appointment procedure and in general they have a Chair (*Lehrstuhl*). Since the year 2000 Full Professors are no longer employed as civil servants, but as University employees (the same for Associate Professors and Assistant Professors since 2004).

7.3 Belgium

PhD candidates in Belgium can have different types of positions according to the source and type of funding. Working contracts as teaching/research assistants, project assistants (*mandaatassistent, wetenschappelijk medewerker, mandat d'assistant*) and PhD scholarships (*doctoraatsbeurzen, boursier de doctorat*) are available. Assistant positions are temporary, the appointment is initially for two years, this period can be extended two times, lasting therefore a maximum of six years (exceptionally one extra year can be granted). Research/teaching assistants have teaching and administrative duties additionally to the work invested in their thesis. Project assistants work in one research project as part of their PhD training, contracts are usually not longer than four years and usually do not involve administrative duties but they are often asked to take on some teaching duties. PhD scholarships are offered by a number of different agencies and programs, and have usually a duration of four years. PhD students receiving a scholarship are mostly dedicated to work on their thesis and need to prepare a PhD research proposal to compete for the scholarship [BE6-BE8].

Postdoctoral positions have similar arrangements, (teaching/research, project) assistant positions are temporary, contract duration vary from university to university. Postdoctoral fellowships (*postdoctoraal onderzoeker, bourses de post-doctorat*) are initially for three years and can be renewed once for another three years [BE8-BE10].

Professor positions are organized differently in Flanders and Wallonia, in Wallonia there are three categories: *Chargé de Cours*, *Professeur* and *Professeur Ordinaire* [BE11] while in Flanders four university professor categories exist: *Docent*, *Hoofddocent*, *Hoogleraar* and *Gewoon Hoogleraar* [BE12].

In Wallonia *Chargé de Cours* and *Professeur* are initially non-tenured positions including an initial temporary appointment of minimum three years, after this initial temporary period, the position can become permanent upon a positive evaluation. The rank of *Professeur Ordinaire* is not available upon appointment, only by internal promotion. Request for promotion from a *Chargé de Cours* to a *Professeur* position is formally possible after eight years. Promotion from *Professeur* to *Professeur Ordinaire* is formally possible after another five years [BE11].

In Flanders most *Docent* positions, similarly to Assistant Professor, are tenure-track positions, the appointment is initially for five years, a positive assessment at the end of that period grants directly an appointment into a permanent *Hoofddocent* position in the same university [BE8]. New *Hoofddocent* (outside the internal *Docent* tenure-track path), *Hoogleraar* and *Gewoon Hoogleraar* appointments usually include a minimum three-year temporary period (*integratieperiode*) with a prospect for permanent employment based on a positive evaluation after the initial trial period. Request to promotion to a higher level is usually possible after three years of the last permanent appointment or promotion [BE13, BE14].

7.4 Estonia

PhD Candidates in Estonia can be employed as (teaching) assistants, junior researchers or officers (for example project assistants/managers). Their duties include teaching, research and performing administrative tasks. Teaching assistants are financed by the university (teaching finances) and early-stage researchers by universities or by grants. Project assistants are financed by grants and other funds i.e. by research projects they are working on. Employment contracts can be either fixed-term or permanent¹⁴. State-funded PhD scholarships are also available.

A Postdoctoral Researcher (Research Fellow) is a researcher who has been awarded a Doctorate, or equivalent qualification, in Estonia or in a foreign country, no more than five years ago. Postdoctoral Researchers are funded by grants in support of research carried out by them or/and they are employed as research fellows, senior research fellows or research professors. Mobilitas Plus grants (European Research Foundation's finances) are available for foreign postdocs coming to Estonia and research grants funded by the state for Estonian postdocs who are going to foreign countries. Other grants from international fellowship programs are available as well¹⁴.

Professor positions in Estonia are organized in four categories: *Assistant*, *Lektor*, *Dotsent* and Professor. Professor and *Dotsent* must hold a doctoral or an equivalent qualification and have at least five years of prior relevant experience. A *Lektor* and an *Assistant* must hold at least a Master's degree or an equivalent qualification [EE2, EE3]. Until the end on 2014 all university academic positions were fixed-term and renewed every five years, from 2015 most academic positions have become permanent from the start of the employment contract [EE2, EE3]. In this new system, at every five years employees go through a compulsory attestation review, whose guidelines and parameters are defined in the Estonian Universities Act [EE3]. Internal promotion from *Assistant* to *Lektor* positions is possible after PhD defence, based on a positive performance review and the institute needs and funding. Promotions to *Dotsent* and *Professor* positions are not possible, each new position needs to be filled usually through a new open hiring process¹⁴ [EE2, EE3].

7.5 France

The employment of PhD Candidates is defined in France by a “*doctoral contract*” ruled by public law since 2009 [FR2-FR4]. It consists of a fixed-term contract for a minimum period of three years, which may be extended for a maximum of one year (usually in case of special situations such as maternity/paternity leave, long sick or accident leave, etc). The doctoral contract may define a job where only research and work for the thesis completion are

involved, or include other tasks such as teaching, scientific and technical information, development of research, consultancies or expertise to companies or public authorities [FR2-FR4]. The base salary is slightly higher in the case of a contract involving complementary duties (see below). Salaries paid in research institutes or in projects involving close collaboration with industry can also vary (see below).

Postdoctoral Researchers are employed in fixed-term working contracts (*contrats temporaires de chercheur*) which vary from one to three years, can be extended, but not surpass six years on the total. Funding for postdoctoral positions come from national, European or international funding agencies or projects developed with Industry.

University professors (*Maîtres de Conférences* and *Professeur des Universités*) have permanent, tenured positions including a number of levels (*classes*) [FR2, FR5-FR7]. In the statutory group of *Maîtres de Conférences* there are two levels: *classe normale* and *hors-classe*; in the statutory group of *Professeur des Universités* there are three levels: *deuxième*, *première*, and *classe exceptionnelle* [FR5-FR7]. Promotion to a higher level, in the same category, is not granted automatically for seniority, but involves a performance review process. Promotion from a *Maîtres de Conférences* to a *Professeur des Universités* position, requires the application to a new available position through a specific process called *concours*.

7.6 Germany

PhD Candidates in Germany are typically employed as *Wissenschaftlicher Mitarbeiter* (research associate) having a fixed-term contract at the institute of their supervisor. The funding comes from the state, National Science Foundation (DFG), EU, ministries on federal or local level, industry, foundations and other sources. Duties include working on research projects, teaching, organizing seminars or performing administrative tasks [GE6-GE8], depending in part on the source of funding. In general, the working contract is for a period of three years and can be renewed for an additional maximum period of three years. Funding can also be through scholarships provided by DFG, the *Alexander von Humboldt Foundation* and the *Deutsche Akademische Austauschdienst (DAAD)* [GE6-GE8]. Scholarships are usually for no more than 3 years.

Postdoctoral Researchers are also employed as *Wissenschaftlicher Mitarbeiter* (or alternative names shown in Table 8) and have fixed-term contracts that cannot be extended for more than six years. At entry level salaries are slightly higher than for PhD positions and depend on experience and family status (see below) [GE8-GE9]. Funding programs for Postdoctoral Researchers also enable them to apply for funding of their own independent position as part of a grant for a research project. The position can be at a University or an independent research institute, which must provide the necessary basic equipment and facilities for the development of the research project [GE8-GE9].

Professor positions are organized in three categories: *Juniorprofessor*, *Außerordentlicher Professor* and *Ordentlicher Professor*. *Juniorprofessor* positions, introduced by law in 2002, are time-limited (three years), can be renewed once, and provide the opportunity to apply for a permanent position after the sixth year without passing the *Habilitation* process (which junior professors still often do). Academics in these positions, although non-permanent, do not work as research assistants for permanent professors; they have their own research group and work autonomously [GE10]. In general, there is no tenure process (although some universities offer *Juniorprofessor* positions including a tenure-track plan [GE10-GE11]), therefore at the end of his or her term a *Juniorprofessor* must apply for a new open position and go through the usual German recruitment process to reach a tenured professorship. *Außerordentlicher* and *Ordentlicher Professor* are permanent tenured positions. *Außerordentlicher Professor* has teaching duties, his/her own research group and a smaller budget when compared to *Ordentlicher Professors* who have bigger research groups and budgets and in general have a Chair (*Lehrstuhl*) [GE12].

7.7 Greece

PhD candidates in Greece are students of doctoral programs. Funding is provided in one of the following forms:

- Fellowships: several research centres and universities provide fellowships to PhD students. They are also provided by the State Scholarships Foundation (IKY) and by other public and private foundations/agencies, like Onassis Foundation, John S. Latsis Public Benefit Foundation, Bodossaki Foundation, and others (this list is not exhaustive).
- Stipends/grants: the Ministry of Culture, Education and Religious Affairs (and specifically, the General Secretariat for Research and Technology - GSRT) occasionally offers stipends and grants under certain research programs for PhD students (like *Hrakleitos*) co-funded by the European Union (European Social Fund) and National Resources.
- Employment contracts: employment contracts are offered by several research centres and universities for participation in actions funded by the European Commission and other projects funded by national funds. They are also occasionally provided by GSRT under research programs for cooperative research and innovation (like Thales and Archimedes) as well as under European Commission-funded Actions.

PhD students may also get funding through their participation in working teams of collaboration projects between universities and industry²¹.

Postdoctoral Researcher positions are becoming more and more common in Greek universities, research and technology centres and institutes. These are fixed term temporary positions dedicated to research (but often involving teaching responsibilities in HEIs). Funding schemes for Postdoctoral Researchers are similar to those mentioned above for PhD candidates²¹.

Professor positions in Greece until 2011 were organized in four categories: Lecturer (*Λέκτορας*), Assistant Professor (*Επίκουρος Καθηγητής*), Associate Professor (*Αναπληρωτής Καθηγητής*) and Professor (*Καθηγητής*). From 2011 no new Lecturer positions have been offered and the teaching academic positions were restricted to Assistant Professor (*Επίκουρος Καθηγητής*), Associate Professor (*Αναπληρωτής Καθηγητής*) and Professor (*Καθηγητής*). Professors on all ranks working in public institutions are civil servants, their salaries and career path and promotions are ruled by the national government²¹.

Assistant Professor positions are non-tenured and have an initial contract of four years which can be extended for another four years. After six years in an Assistant Professor position, application for promotion is possible. If not successful a new request for promotion can be issued after a period of three years. Associate and Professor are permanent tenured positions. After four years in the position, Associate Professors have the right to initiate the procedure for their promotion i.e. the publication of an open call of interest for a Professor position. The main criteria evaluated for promotion are research performance (number and quality of publications), teaching performance and key role in administrative duties. The strictness in the application of the criteria differs from department to department, from university to university and from discipline to discipline [GR2].

The serious economic crisis Greece is facing in recent years is also deeply affecting the universities and the promotion system. Since 2010 there has been no new call for faculty members in the country in any level, a situation which is endangering the national higher education system and worsening the brain drain effect, record number of Greek academics are searching for jobs in other European countries, North America and Asia [GR3, GR4].

7.8 Italy

PhD positions in Italy are funded either by national scholarships, through research grants of professors, or through industry funding programs. The contract is normally for three years and salary is fixed, not progressing

²¹ Panagiota Fatourou, personal communication

along the years. Funding for more than three years can in some cases be provided through research grants. PhD Candidates can have teaching and supervision duties additionally to the thesis work, in these cases they earn a slightly higher salary, which depends on the local University rules [IT3,²²].

Postdoctoral Researchers (*Assegnista di Ricerca*) are employed in temporary, fixed-term, working contracts for a minimum of one year (usually two years) that can be renewed for a maximum of two additional years. Their duties include research as well teaching and students' supervision²².

Professor positions are organized in three categories: *Ricercatore*, *Professore di Seconda Fascia (Professore Associato)* and *Professore di Prima Fascia (Professore Ordinario)*.

Up to 2010, an Assistant Professor (*Ricercatore*) after three years could be confirmed to a tenured position (*Ricercatore Confermato*), without being promoted to a higher-level professorship. This situation changed in 2011 [IT4] when Assistant Professor positions started to have a limited duration (*tempo determinato*). They are of two kinds: *Tipo A* and *Tipo B*. *Ricercatore a Tempo Determinato Tipo A* is initially appointed for three years, the contract can be extended at most once for maximum of two years. *Ricercatore a Tempo Determinato Tipo B* are tenure track positions, the contract lasts at most three years, without further extensions, and can be assigned to candidates who previously had type A contracts (or similar experience nationally or abroad). After three years, type B personnel who received a national habilitation, and had positive evaluation at the end of the three years, are promoted to a tenured Associate Professor (*Professore di 2^a Fascia*) position [IT4,²²].

Professore Associati and *Professore Ordinari* are since 2011 tenured positions from the initial appointment, until 2010 both types of positions were non-tenured in the first three years [IT4,²²].

7.9 Latvia

PhD Candidates in Latvia are students in doctoral programs and usually receive a scholarship. In some cases, they work as researchers in HEI's projects, or in industry.

Postdoctoral Researcher positions do not exist in Latvia. After receiving a doctor degree those following an academic career (on average 50% tends to go to Industry) are immediately eligible to *docents* or even *Asociēts Profesors* positions. To become a *Profesors* (full professor) it is mandatory at least three years of experience in an *Asociēts Profesors* position, on average this tends to be much longer than three years²³.

Academic teaching staff positions in Latvia are organized in five categories: *Asistenti*, *Lektors*, *Docents*, *Asociēts Profesors*, *Profesors*. There is not a straight correspondence to the positions of Assistant, Associate and Full Professor. *Asistenti* and *Lektors* positions typically do not require a doctoral degree, instead a Master degree is required. *Docents* and *Asociēts Profesors* positions typically require a doctoral degree (with rare exceptions for strong professionals from industry, teaching in professional programs). A doctoral degree and at least three years in a *Asociēts Profesors* position is a precondition for being eligible to a *Profesors* position. Additionally, minimal requirements (in teaching, research, organizational work, etc) are defined by the central government for positions of *Asociēts Profesors* and *Profesors* (e.g., at least 5 Web of Science or Scopus-indexed publications and at least 5 presentations at international conferences during the past 6 years). In all five categories, a person is elected through public competition for six years. After six years the position is declared vacant and a new competition takes place, however the person currently holding the position is eligible to apply again; in Latvia academic permanent tenured positions do not exist²³.

²² Carlo Ghezzi, personal communication

²³ Juris Borzovs, personal communication

7.10 Lithuania

PhD candidates in Lithuania are students in doctoral programs and usually receive a scholarship, granted by the State, a Higher Education institution or Foundations for student support. In some cases, doctoral students may be employed as Academic Assistant (*Akademiniš padėjėjas*), Engineer (*Inžinierius*), Project Analyst (*Projekto analitikas*), Junior Researcher (*Jaunesnysis mokslo darbuotojas*), Project Technician (*Projekto technikas*), Laboratory Assistant (*Laborantas*), Assistant (*Asistentas*) in a full-time or part-time position at the different academic departments of the University²⁴. Their duties may include teaching, research or performing administrative tasks.

A Postdoctoral Researcher is a researcher who has been awarded a Doctor degree, for no more than five years, in a Lithuanian or foreign country higher education institution and who is carrying out the research project typically lasting 24 months. In Lithuania, postdoc positions are usually funded by grants and individual fellowships provided by Lithuania's Research Council, Marie Skłodowska-Curie Actions, Lithuanian Universities and other international funding programs.

Professor positions in Lithuania are organized in four categories: *Asistentas* (Assistant), *Lektorius* (Lecturer), *Docentas* (Docent), *Profesorius* (Professor). The appointment is typically fixed-term for five years. After that period, academics can reapply for the same or a higher position. The career promotion is governed by the university rules, which generally follow the requirements for academic positions set by the Lithuania's Research Council (LMT), as well as by the Law on higher education and research of the Republic of Lithuania, recommendations of the European Commission on The European Charter for Researchers and on The Code of Conduct for the Recruitment of Researchers. Lecturers and researchers (except trainees and project researchers, invited researchers and employees working under permanent employment contract) are appointed to a position by the procedure of competition. Permanent employment contract is also possible for candidates who win a competition for the same position of lecturer or researcher for the second time. The candidates, working under permanent employment contracts are reviewed every 5 years. Employment of the candidates, who do not pass reviews, is terminated²⁴.

Asistentas and *Lektorius* must hold at least a Master degree or equivalent, for *Lektorius*, it should be complemented with at least two years of experience in pedagogical work and at least one publication in an indexed international scientific journal. *Docentas* and *Profesorius* must hold a Doctor degree and have at least 3 or 5 years of prior relevant experience respectively, or proof of considerable scientific contribution (e.g. articles in peer-reviewed and international journals, science monographs, textbooks, publications for studies, presentation of scientific research at national and international conferences, experience in organization of science events, research or studies' expertise, supervision of Master, Doctor candidates, etc.) [LT4,²⁴].

7.11 The Netherlands

PhD Candidates in the Netherlands are typically employed by the university in the rank of *Promovendus* (PhD Researcher), on a fixed-term contract for three or four years (four years is standard) [NE5-NE7]. PhD positions are funded almost exclusively by projects from external sources like the Netherlands Organization for Scientific Research (NWO), the EU, foreign grants, or industry. PhD Candidates carry out their research under supervision of at least one professor and/or senior member in a research group. Progress is monitored. In addition to their research, PhD Candidates normally have a small task in teaching, supervision, or other project-related activities.

Postdoctoral Researchers at entry level are generally appointed to *Onderzoeker 4* (Researcher 4) in a temporary, fixed-term contract for up to two years. Postdoctoral Researchers are almost exclusively funded by projects. Depending on the funding, contracts may be renewable, but the total term of the employment, including any subsequent contracts in the same university, should never surpass six years [NE5-NE7].

²⁴ Robertas Damaševičius, personal communication

The other dedicated or special positions for research or teaching in the Dutch system include those of *Docent* (Lecturer) and of *Onderzoeker* (Researcher) and range from *Docent 4* (Junior Lecturer) up to *Docent 1* (Coordinating Senior Lecturer) and from *Onderzoeker 4* (Junior Research Fellow) up to *Onderzoeker 1* (Coordinating Senior Researcher). The positions are often temporary but can be tenured. The researcher-positions usually require a PhD, and the lecturer-positions usually require (or lead to) a basic certificate as lecturer [NE5-NE7].

The regular (structural) positions in the Dutch system have a mix of research and teaching duties, and senior positions may include various responsibilities for projects, programs and/or groups as well. The regular positions include, in increasing level of seniority: *Universitair Docent 2* and *1* (UD2/UD1, roughly corresponding to Assistant Professor), *Universitair Hoofddocent 2* and *1* (UHD2/UHD1, roughly corresponding to Associate Professor), and *Hoogleraar 2* and *1* (H2/H1, corresponding to full professor). Only full professors hold Chairs. All positions are usually tenured or tenure-track.

7.12 Poland

Poland has recently adopted a new law on Higher Education and Science which comes into force on October 1, 2018 and brings significant changes in the functioning of universities, their financing, and scientific careers. This law replaces the existing documents: the Law on Higher Education, the Law on the Principles of Financing Science, the Law on Academic Degrees and Title, as well as the Law on Student Loans [PL3]. Since the old regulations are outdated, we report below academic titles, employment details and salary scales which are valid from October 2018.

PhD candidates in Poland are students enrolled in doctoral programs offered by academic universities, institutes of the Polish Academy of Science, or other research institutes or international institutes which meet the criteria to award a PhD degree. According to the new law, students enrolled in doctoral programs do not pay fees and receive a fixed monthly scholarship paid by the state. The maximum total period of receiving a doctoral scholarship cannot exceed 4 years [PL2].

Postdoctoral Researchers are typically employed in the position of an assistant (*Asystent*) or adjunct lecturer (*Adiunkt*) depending on the field of research and research achievements. In humanities, social science, and in other areas where there are few jobs and many candidates, the postdocs (if any) are employed on the *Asystent* level. By contrast, in the field of Informatics, postdocs are mainly employed on the *Adiunkt* level. Normally, the length of the contract is fixed from 1 up to 3 years²⁵.

Academic positions in Poland are organized in four categories: *Asystent* (Assistant Lecturer), *Adiunkt* (Adjunct Lecturer), *Profesor uczelni* (Associate Professor), *Profesor* (Full Professor), with different formal requirements for each position. *Asystent* must hold at least a Master degree (*magister*) or equivalent, *Adiunkt* must hold at least a PhD degree (*doktor*). To become a *Profesor uczelni*, an academic in Poland must get the habilitation degree (*doktor habilitowany*) which is awarded by a faculty council (*Rada Wydziału*) or a scientific council of a university or Polish Academy of Science. To become a *Profesor*, a title of professor (*profesor*) awarded by the President of Poland is required. The procedures of getting the habilitation degree and professor title are run and strictly supervised by the Council of Scientific Excellence (*Rada Doskonałości Naukowej*) [PL2]. The employment in the positions of *Asystent* and *Adiunkt* is typically fixed-term and does not exceed 8 years. Depending on the universities' rules, the length of the first contract varies from 1 to 5 years, afterwards it can be extended up to 8 years in total. The third extension leads to a permanent position. In practice, in most universities all professor positions are permanent, unless someone is employed under the replacement contract or for a project with fixed-term funding. A person holding the habilitation degree is, as a rule, employed permanently²⁵.

²⁵ Leszek Pacholski, personal communication

7.13 Romania

PhD Candidates have a fixed term contract with the university for a period of three years, that can be extended for at most two years; afterwards there exists a “*grace*” period of two years. PhD Candidates can receive a doctoral grant, in this case their duties include teaching, research and administrative tasks. Doctoral grants can be funded from the state budget or private funding. PhD candidates are expected to carry out research under the supervision of a professor and an advisory board¹⁵.

Postdoc positions in universities are usually funded from research projects and are temporary, usually for three years (except from large research projects that last longer). The research institutes may also employ postdoctoral researchers in permanent research positions¹⁵.

Professor positions are organized in four categories: *Asistent*, *Lector*, *Conferentiar* and *Profesor*. Professors on all ranks working in public institutions are civil servants, their salaries and career path and promotions are ruled by the national government. *Asistent* are usually temporary positions (typically 3 years) and may be occupied by senior PhD Candidates or Postdoctoral Researchers. All the other positions are permanent and involve both teaching and research activities. The conditions to occupy any academic or research positions are regulated by the National Council for University Titles, Diplomas and Certificates (CNATDCU) [RO1], and may be further restricted by universities. Only professors who obtain the Habilitation title can work as a PhD supervisor¹⁵.

7.14 Spain

PhD Candidates in Spain are considered both as trainee researchers and university students. The rights of doctoral students as trainee researchers are found in the bases described by the European Charter for Researchers and within the Code of Conduct for the Recruitment of Researchers, of 2005, endorsed by European universities. The position of trainee researcher is regulated in Spain through the Trainee Research Staff Statute of 2006. PhD candidates have fixed-term full time contracts lasting for one year and subject to renewal up to a maximum of four years (six for disabled students). Positions are funded by national scholarships, research grants of professors, or industry funding programs. The most common situation is national funding through Spanish grants such as FPU (*Formación de Profesorado Universitario*, 4 years) or FPI (*Formación de Personal Investigador*, 4 years) or regional grants such as Catalan grants (*FI – Formació d’investigadors*, 3 years). PhD Candidates can have teaching and supervision duties additionally to the thesis work, after the second year [²⁶, SP2].

Postdoctoral Researchers (*Ayudante Postdoc*, *Investigador Postdoc*) are employed in temporary, fixed-term, working contracts for a minimum of one year, the contract can be renewed for a maximum of four additional years. Their duties include research as well teaching and students’ supervision²⁶.

Professors with permanent positions in Spain can be employed by the national Spanish Government (civil servants) or by a regional government. Civil servants positions are organized in three categories: *Titular de Escuela Universitaria*, *Titular de Universidad/Catedrático de Escuela Universitaria* and *Catedrático de Universidad*. All positions, starting before 2007, were permanent and tenured. From 2007 an educational reform has been enforced and under new contracts only *Catedrático de Universidad* and *Titular de Universidad* are tenured positions. *Catedrático de Universidad* can take positions of Department Chair, Dean (Faculty), Director (School) and Rector. To apply for a permanent position, after getting a PhD, researchers usually apply for a postdoc grant or temporary contract. During three or four years they have to teach and do research in order to pass the habilitation process, which can be either national or regional. Note that national research centres have different positions (e.g. *Científico Titular*, *Investigador Científico*), different professional tracks and only research duties²⁶.

²⁶ Núria Castell Ariño, personal communication.

7.15 Switzerland

PhD Candidates in Switzerland are typically employed by the universities as *Wissenschaftlicher Assistenz I* (Research Assistant I). Beyond performing research work leading to their Doctorate and attending a number of courses, PhD Candidates assist their supervisors in teaching and supervising undergraduate students and frequently perform internal tasks in their research groups. Contracts are temporary, renewed annually and with variable duration (in agreement with the group leader), on average three to four years, but never extending more than six years [SW9].

Postdoctoral Researchers are employed by the universities as *Wissenschaftlicher Assistenz II* (Research Assistant II) or *Wissenschaftliche Mitarbeitende I* and *II* (Senior Researchers and Teaching Assistants), depending on their previous experience. Duties include performing own research, teaching and supervision of students and PhD Candidates as well as internal tasks in the research group. The positions are funded by the university institutes themselves or by third parties such as the Swiss National Science Foundation or international funding organizations. Contracts are fixed-term, renewed annually, and with variable duration, on average two and a maximum of six years, in agreement with the group leader [SW10].

Professor positions are organized in three categories: *Assistenzprofessor*, *Außerordentliche Professor* and *Ordentlicher Professor*²⁰. Among the three categories only *Assistenzprofessor* are non-tenured positions. Many appointments include a tenure-track plan, in this case an *Assistenzprofessor* is appointed for four years, with the possibility of contract renewal for a period of maximum two years. After this period, candidates with outstanding qualifications are considered for a permanent professorship (in general *Außerordentliche Professor*) through a direct, multi-stage tenure procedure [SW10]. Procedures for granting tenure-track positions are determined by the individual faculties. *Assistenzprofessor* positions can also be funded by a Swiss National Science Foundation (SNF) grant, but in this case the contract does not include a tenure-track plan [SW10].

7.16 UK

PhD Candidates in the UK usually have a stipend. Optionally part-time contracts to help with teaching are also available. In general, these contracts do not surpass fifteen hours per week and most students supplement their stipend with a few hours of teaching a week. Most stipends are awarded for three or three and a half years, depending on the funding scheme. The maximum allowed time varies depending on the University, but in general it is four years. A compelling factor to enforce the maximum four years of PhD is the fact that getting government funded scholarships depends on the majority of the PhD Candidates from the institution completing their PhD in four years or less during the past five years. Funding for PhD positions in the UK are almost always provided by the national government or funding organizations. Grants fund the PhD Candidate's living expenses and whatever fees the university demands. Some grants are more generous than others regarding expenses for experimental work and the stipend paid to the student. Each funding body has its own restrictions on who is eligible to receive funding, and funds are limited, so PhD positions are competitive in almost all institutions. Funding for PhD Candidates is nearly always awarded to the department or the research supervisor, not the student. Most funding is specific to UK-citizens living in the UK. The UK research council also funds students from EU countries, but the stipend covers only university fees and not living expenses⁹.

Postdoctoral Researchers in the UK have temporary fixed-term contracts with the universities with the contract duration depending on the funding source. Duties include performing own research, teaching and supervision of Bachelor and Master students. In case Postdoctoral Researchers are employed by the university for more than three years (even if having more than one single contract) they notionally become "permanent" members of staff. They might still become unemployed when the funding paying their salaries finishes, but in this case the university needs to provide some redundancy compensation. Since 2009 researchers funded by the national government have their employment governed by a scheme called "The Concordat", which essentially gives them various rights like the one to be treated as permanent staff, maternity leave, sickness leave, etc⁹.

University professor positions in the UK are organized in three ranks: Lecturer, Senior Lecturer/Reader and Professor. All positions are permanent and don't include tenure track schemes. Lecturer positions usually start with a probationary period. The length of a probationary period can vary a lot according to the institution and the length of the contract of employment. Reader/Senior Lecturer or Professor positions do not include a probation period. Promotion to a higher rank can happen at any time in the career, whenever the candidate satisfies the promotion criteria defined by the institution. Each year there is a promotion round and the criteria for promotion for each level is published and candidates can be selected or self-nominate for a promotion. The Department first decides whether they want to support the candidate or not. Then at the faculty level a judgement is made about quality, partially in comparison with other candidates from across the departments in the faculty that year, creating therefore a ranked list with a quality cut off. For Reader and Professor this stage involves the faculty consulting independent referees about the work of the candidate. Then at the university level the ranked lists are combined into a single ranked list and as many candidates are promoted as can be afforded. Professors in the UK are said to hold a chair in a subject or subject area, so are often referred to as "The Chair in/of X" where X is their subject. Chairs may be established or personal. An established chair is one that is not tied to the individual who currently holds it. A personal chair on the other hand, is tied to the individual who has it. If they leave or retire, the chair is not guaranteed to be available for another person to take up⁹.

8 Salaries

8.1 Salaries: Overview

In this section we present the results for the salaries of PhD Candidates and Postdoctoral Researchers (Section 8.2, Table 10) and Professors at various ranks (Section 8.3, Table 11).

Considerable variations exist between different countries. Possibly even more than elsewhere in this report, any comparison across countries requires care in light of the differences in career systems, position definitions (see Section 7) and salary systems. In addition, in Germany and Switzerland, since the figures apply at the national level, there may be significant variation between regions, institutions and seniority levels. Such factors as individual contracts and bonuses can also play an important role.

All salary figures presented are **earned yearly gross salaries in Euros**, rounded to the nearest integer. Important comments on the specifics of every country and how the figures were determined follow each of the two tables. We chose to report here only earned gross values, without taking into consideration the different tax and pensions systems, and therefore without reference to final net values earned by academics and the total gross costs borne by employers.

8.2 Salaries: PhD Candidates and Postdoctoral Researchers

Table 10 presents the yearly gross salaries paid to PhD Candidates and Postdoctoral Researchers in the selected countries.

	PhD		Postdoc	
	<i>Min</i>	<i>Max</i>	<i>Min</i>	<i>Max</i>
Austria	39,124	46,385	51,955	60,582
Belgium	39,031	42,165	49,129	52,263
Estonia	14,400	21,600	16,956	41,280
France	20,220	24,300	30,000	31,836
Germany	44,064	51,518	47,791	56,065
Greece	n.a	n.a	n.a	n.a
Italy		15,343	19,368	30,000
Latvia		1,356	-	-
Lithuania	4,742	5,472	n.a	n.a
Netherlands	27,192	34,764	36,528	42,540
Poland	7,128	11,016	14,599	n.a.
Romania	2,400	3,254	n.a	n.a
Spain	14,400	19,000	20,000 (2)	23,000 (1)
Switzerland	62,347	69,540	75,651	79,268
UK		18,080	37,515	48,892

Austria

The indicated salaries are based on an employment contract with a working time of 40 hours per week. In Austria 14 monthly salaries are paid per year. Often PhD Candidates are employed for less working hours per week. However, in specific cases also higher salaries can be paid. Since 2011 all university employees in Austria are paid according to the Austrian Collective Agreement for University Staff (*Kollektivvertrag*) [AT4]. According to this agreement, only initial minimum salaries are defined. Usually the salaries increase with the number of years being employed. According to the indicated figures, valid from 2018, the yearly minimum salary for starting PhD Candidates is € 39,124, this amount is independent of the funding source. The minimum yearly salary for Postdoctoral Researchers is € 51,955. Salaries for Postdoctoral Researchers increase on a yearly basis. The indicated maximum salaries for both categories assume specific numbers of consecutive years (e.g., PhD 4 years and Postdoc 8 years) of employment at the Vienna University of Technology [AT5, AT6]. Note that the maximum salaries paid will vary depending on the institution. Numbers are from January 2018.

Belgium

Salaries of PhD Candidates in Belgium vary depending on the funding source, salaries paid to PhD candidates who have a contract with the university as teaching and research assistants are higher than PhD scholarships which in general do not involve teaching and service duties. However, in the case of scholarships, income taxes do not apply, only social contributions. Min and Max values shown in the table are salaries paid to assistant positions in the first and fourth year (note that assistant contracts can have a duration of maximum six years) at the *Université catholique de Louvain*, data from July 2017 [BE15, Appendix B]. National PhD scholarships are around € 24,000 per year, with small differences depending on the agency [BE15, BE16, Appendix B]. Higher scholarships can also be paid when the grant comes from EU or other international projects.

Salaries of Postdoctoral Researcher, similarly to PhD Candidates, also vary according to the type of contract and funding source, initial salaries will depend on previous research experience. Min and Max values shown in Table 10 are salaries paid to a starting Postdoctoral Researcher, Max salary considers a Postdoctoral Researcher with four years of experience at the *Université catholique de Louvain* [BE15, Appendix B]. National Postdoctoral fellowships are around € 32,000 per year with small differences depending on the agency [BE15, BE16, Appendix B]. Note that as for PhD scholarships, for Postdoctoral fellowships income taxes do not apply, only social contributions. Higher fellowships can also apply when the grant comes from EU or other international projects.

For both PhD Candidates and Postdoctoral Researchers positions there are only small variations in the salaries across the regions and universities [BE15, BE16]. Working hours for full time positions are 38 hours /week. Numbers are valid from July 2017.

Estonia

In Estonia, academic salaries are not defined at national level. Employment contracts and rules for academic professions are regulated by the Universities Act, the Organisation of Research and Development Act and the Standard of Higher Education [EE3]. There are no national salaries scales for research and teaching staff, including PhD Candidate, Postdoctoral Researcher and Professor positions. Universities have freedom to set their own salaries values and progression. Salaries will therefore vary depending on the employer university, field and institute budget. Top-level researchers from abroad often are paid competitive salaries.

Differently than most countries included in this study, salary values for PhD candidates presented in Table 10 are expert estimations of gross salaries paid to PhD candidates in the field of Informatics at Estonian Universities who ensure PhD students the income of at least 1,200 EUR per month. The maximum PhD salary depends on various factors such as project type, funding source, job type and duties, etc. but on average the maximum is around 1'800 EUR per month²⁷. In all universities, PhD students studying full time have the right to receive a monthly standard state scholarship of € 660 tax free. Those serving as teaching assistants or research fellows in the field of Informatics are typically paid salaries on top of the scholarship to reach more competitive income levels.

²⁷ Jaak Vilo, personal communication

Salary values for Postdoctoral researchers presented in Table 10 were collected contacting directly all ICT institutes, from both Universities and UAS, in Estonia. Min and Max salaries for Postdoctoral researchers shown in Table 10 are the lowest and highest salary paid to individuals in the institutions consulted (note that the numbers are not an average of minimum and maximum salaries paid in all institutions consulted). Numbers are valid from January 2018. Working hours for full time positions are 40 hours /week.

France

Salaries of PhD Candidates in France are in general fixed and do not progress from the beginning to the end of the doctoral contract. The minimum value in the table corresponds to the amount paid to PhD Candidates developing their thesis in a University and who are fully dedicated to their research and thesis work (i.e. no teaching or additional duties). Maximum value corresponds to contracts which involve not only research and thesis work but also complementary activities like teaching, scientific and technical information, development of research, consultancies or expertise to companies or public authorities [FR2]. Another variation found are PhD Candidates who have contracts, and develop their research work, in industrial organization on the frame of the system called “*Conventions industrielles de formation par la recherche*” (CIFRE). CIFRE PhDs are paid a minimum salary of € 1,957 per month [FR2]. Research institutes which employ PhD Candidates also present slightly variations on the remuneration system, e.g., INRIA pays a gross salary of € 1,982 per month for the two first years, and € 2,085 per month for the third year [FR8]; CNRS pays € 1,757 per month (only research and thesis work) and € 2,095 per month (with complementary activities) [FR9].

Salaries of Postdoctoral Researchers slightly vary according to the institution and research project. Table 10 shows values paid to a post-doc with a contract with CNRS (€ 2,500 per month) [FR9] and with INRIA (€ 2,653 per month) [FR8]. Initial salaries usually remain the same until the end of the contract, but might increase in a case of contract extension.²⁸

Numbers are valid for 2018. Working hours for both PhD Candidates and Postdoctoral Researchers, in full time positions, are 35 hours /week.

Germany

PhD and Postdoctoral positions remuneration is defined by the *Tarifvertrag im Öffentlichen Dienst* (TV-L) [GE7, GE13-GE15 Appendix B]. In general PhD Candidates have a salary within (or corresponding to a percentage of) the pay scale (*Tarif*) TV-L 13. The exact grade or level (*Stufe*) is defined based on previous experience, family situation, working hours and tasks defined by the working contract (teaching load, supervision and other duties). Students in Engineering, Computer Science and Applied Mathematics, high-demand occupations in Germany, in general earn the full rate of the respective TV-L 13 salary grade appointed, for a full time (39.83 hours/week) working contract involving teaching and supervision responsibilities [GE16].

Min and *Max* values shown in the table correspond respectively to the starting level (*Stufe 1*) and the level 3 (*Stufe 3*) of the full scale TV-L 13, considering a first and a third year PhD Candidate, respectively. Please note that the initial salary might change considering the level of experience and family situation of the candidate (for all grades within the TV-L 13 scale, see Appendix B and reference GE15).

Postdoctoral Researchers are often paid on the same pay scale as PhD Candidates, i.e., TV-L 13, with the entry salary starting on a higher grade according to the experience and family situation. Postdoctoral Researchers with special responsibilities, such as junior research group leaders, may be paid in a higher salary scale, e.g., TV-L 14, TV-L 15, TV-L 15Ü [GE16]. Working hours for a full time working contract is also 39.83 hours per week.

Min and *Max* values shown in the table correspond to a Postdoctoral Researcher starting at *Stufe 1* within the full *tariff* TV-L 14 and *Stufe 3* (for all levels within the TV-L 14, please see Appendix B and reference GE15). Note that

²⁸ Antoine Petit, personal communication

this was an arbitrary choice since the initial salary varies according to previous experience. Salary values presented in Table 10 are valid for 2018 [Appendix B, GE15].

Greece

The salaries for PhD candidates and Postdoctoral Researchers for Greece unfortunately at this point could not be reported. According to our contacts in Greece, there are significant variations depending on the rules regulating each particular category of project in which the candidate/researcher is involved. Scholarships provided by the State Scholarships Foundation-IKY, are € 450 per month for PhDs and € 600 per month for Postdocs. Some research centres provide PhD scholarships which may vary from € 500 to € 800 per month²¹.

Italy

Salaries of PhD Candidates in Italy are nationally fixed and do not progress from the beginning to the end of the doctoral contract. Since 2008 PhD salary was fixed on € 1,137 per month (on a 12-month basis), gross value for a full-time contract, corresponding to 38 hours/week [IT5,²²] and during last 10 years did not change. In 2018, the amount of PhD salary was increased and set to € 1,278.6 per month (on a 12-month basis) [IT5].

Salaries of Postdoctoral Researchers are defined by the professor/group leader opening the position. Initial salary cannot be lower than € 19,367 per year, usually maximum salary does not surpass € 30,000 per year. Values shown on Table 10 correspond to gross yearly salaries for a full time (38 hours/week) position. The salary is fixed and remains the same until the end of the contract, the exact value of the initial salary depends on the researcher previous experience²².

Latvia

PhD Candidates in Latvia are students in universities doctoral programs which usually do not pay tuition fees and receive a monthly scholarship of € 113²³.

Postdoctoral Researcher positions do not exist in Latvia. After receiving a doctor degree those following an academic career are immediately eligible to positions of *Docents* or even *Asociēts Profesors*²³.

Lithuania

Typically, PhD candidates in Lithuania receive scholarships. Minimum salary corresponds to the Lithuanian state scholarship paid to PhD candidates in the first year; maximum salary to the scholarship paid in the second, third and fourth year of PhD education (the same amount during all three years) [LT5]. Numbers are valid from January 2017. Postdoc salaries are not defined since they depend on each particular grant conditions (see section 7.10).²⁴

The Netherlands

Academic career regulations and salaries in the Netherlands are defined by the collective agreement (CAO) of Dutch Universities, set by the Association of Universities in the Netherlands (VSNU) [NE7].

PhD Candidates are employed as research/teaching assistants and paid according to the Scale P of the CAO table of salaries [NE7, Appendix B]. The initial salary corresponds to the salary grade P0 for a period of one year, at the end of this first year salary progresses automatically (with no performance assessment) to the grade P1. Each subsequent salary increase shall take place only after annual assessments [NE5-NE7]. Min and Max values shown in the above table correspond to the grades 0 and 3 within the scale P.

Postdoctoral Researchers are employed as research/teaching assistants and paid according to the Scale 10 of the CAO table of salaries [NE7, Appendix B]. The exact initial salary, which will correspond to a grade within Scale 10, depends on previous relevant experience and family situation. Min and Max values shown in the Table 10 correspond to the grades 3 and 6 within the Scale 10 [NE7, Appendix B].

Working hours for both PhD Candidates and Postdoctoral Researchers, in full time positions, are 38 hours /week. Salary values presented in Table 10 are valid from May 2018 [NE7].

Poland

According to the new law on Higher Education and Science that comes into force from October 2018, students enrolled at doctoral programs do not pay fees and receive a fixed monthly scholarship paid 12 times per year [PL2]. The scholarship amount is 110% of the minimum salary in Poland during the first two years of study and 170% of the minimum salary during the next years of study. In 2019, the minimum salary in Poland is set to 2,250 PLN per month [PL4]. Min salary shown in the table 10 corresponds to the scholarship paid during the first two years of study, max salary to the scholarship paid during the third or fourth year of study. The numbers are valid for 2019.

In the field of Informatics, Postdoc researchers are typically employed in the position of an *Adiunkt* and have a fixed-term contract from 1 up to 3 years. Min salary shown in the table corresponds to minimum basic salary of *Adiunkt* defined in the new law on Higher Education and Science. According to it, the monthly basic salary of an *Adiunkt* cannot be lower than 73% of the *Profesor* remuneration [PL2, PL5]. Maximum values are not defined by the government and cannot be estimated with precision. In Poland, academic staff typically receives 13 monthly salaries per year (except PhD students who receive a monthly scholarship 12 times per year). The numbers are valid from October 1, 2018. For reference the exchange rate used was 1PLN = 0.24EUR.

Romania

Only PhD candidates that benefit from a doctoral grant receive a salary that depend on the university and progress from the first to the third year. Min and Max values shown in Table 10 are paid to a first and third year PhD Candidate. In some cases, PhD candidates may also receive extra income from research projects¹⁵. Salaries for postdoc researchers vary according to the research project and institution and minimum and maximum values are not available. Working hours for both PhD Candidates and Postdoctoral Researchers, in full time positions, are 40 hours per week.

Spain

PhD candidates are funded by national scholarships, research grants of professors, or industry funding programs. The numbers in the table refer to Spanish grants such as FPU (*Formación de Profesorado Universitario*) or FPI (*Formación de Personal Investigador*) or Catalan grants FI (*Formació d'investigadors*). These grants progress along the years, Min and Max values shown are paid in the first and third year, respectively²⁶.

Postdoctoral researchers position in Spain may adopt a variety of forms, from a postdoctoral grant to the more formal "*Ayudante Doctor*" position. In both cases the position is temporary and entails both research and teaching. Postdoctoral research can also be done under some specific grants or contracts such as "*Ramon y Cajal*" from Spanish Government or "*Beatriu de Pinós*" from Catalan Government, as well as EU grants. In some cases, an international period after getting the PhD and before application is mandatory. Min and Max salaries shown in the table are paid to *Ayudante Postdoc (1)* and *Investigador Postdoc (2)*, respectively²⁶.

Switzerland

Salaries of PhD Candidates and Postdoctoral Researchers are not uniform across the country; each University defines its own base values and increasing steps. *Min* and *Max* values shown in Table 10 are calculated averages of annual gross salaries paid to a first and a third year PhD and Postdoctoral Researcher in a full-time position (42 hours per week) and 100% employment rate at four Cantonal Universities (Bern, Geneva, Neuchatel, Zurich) and the two Federal Institutes of Technology (EPFL and ETHZ) [SW11]. Note that in general not all PhD positions

correspond to a 100% employment rate, depending on the area, department, teaching and supervision duties involved, this can correspond to 75% or 50% of a full rate salary, although working hours remain at 42 hours/week. In Informatics and Engineering, considered fields of high demand in Switzerland, generally PhDs contracts correspond to a 100% position.

For reference the exchange rate used was 1EUR = 1.16CHF. Salary values presented in Table 10 are valid from January 2018 [SW11].

UK

PhD students in the UK receive a stipend, which is tax-free and covers the Universities fees and living expenses, the exact value can be defined at the University level, but most institutions pay the basic values recommended by the national government, value shown in the table. The salary is fixed and do not progress from the beginning to the end of the doctoral studies⁹.

Postdoctoral Researchers can have positions of Research Assistants, Research Associates and Research Fellows which have different levels of responsibility and autonomy. In almost all cases in the UK, Postdoctoral Researchers will not be part of the faculty of the University but are instead paid by money that comes from research grants from national or international funding bodies⁹. However, their pay is based on the national pay spine negotiated by JNCHES (Joint Negotiating Committee for Higher Education Staff) [UK7], see details in Section 8.3.

The initial salary will depend on previous experience and the level of responsibility and autonomy expected in the current position. Min and Max values shown in Table 10 correspond to the grade point UE7 (spinal point 30 to 39 in the national single pay spine) in the salary tables from the University of Edinburgh [UK8, Appendix B]. Please note that it is also possible to find Postdoctoral Researchers paid within the same scale points of Lecturers, Readers or even Professors, depending if they are operating more as independent researchers (rather than just following a research program designed by a member of academic staff)⁹. Note that there might be slight differences in the way the universities internal scales define their correspondence to the national spinal scale. For reference the exchange rate used was 1GBP = 1.13EUR.

8.3 Salaries: Professors

Table 11 presents the yearly gross salaries in Euros paid to university professors in the surveyed countries. They are only meaningful in connection with the country-specific notes that follow the table. When comparing salary across countries please bear in mind that:

- Values shown are paid gross salaries. Neither employer expenses nor net salaries were considered. Bonuses for special services, performance or paid regularly at the end of the year in some countries were also not considered.
- Taxation and social welfare systems are different (in some countries people contribute from their gross salary while in others contributions are paid by the state).
- Overall salary in some countries may be higher due to optional bonuses/incentives depending on role/function.
- Career progressions are different (some are time based, others are determined by individual and/or local negotiations, others are a mix).

Table 11. Professor salaries (yearly gross in Euros)

	Assistant Professor		Associate Professor		Full Professor					
	Min	Max	Min	Max	Min	Max				
Austria		61,442	66,619	94,223	70,071	97,675				
Belgium Wallonia	57,834	90,665	67,659	103,101	75,742	115,536				
Germany	50,638	58,909	63,574	74,179	70,489	84,207				
Greece	13,800	n.a	15,972	n.a	17,508	n.a				
Italy		34,898	50,831	82,987	72,431	106,104				
Netherlands	42,540	66,156	58,932	78,804	65,292	95,052				
Spain	30,619	n.a.	34,689	n.a.	43,582	n.a.				
Switzerland	121,112	168,911	137,597	188,876	155,128	211,897				
UK	46,095	61,885	58,342	69,628	67,606	113,417				
Belgium Flanders	<i>Docent</i>		<i>Hoofddocent</i>		<i>Hoogleraar</i>		<i>Gewoon Hoogleraar</i>			
	50,059	73,788	57,324	90,055	67,118	102,453	75,177	114,851		
Estonia	<i>Assistent</i>		<i>Lektor</i>		<i>Dotsent</i>		<i>Professor</i>			
	14,400	26,400	15,000	42,000	16,404	66,000	22,572	78,000		
France	<i>Maître de Conférences</i>				<i>Professeur des Universités</i>					
	26,316		46,673		37,507		65,679			
Latvia	<i>Asistents</i>		<i>Lektors</i>		<i>Docents</i>		<i>Asociēts Profesors</i>		<i>Profesors</i>	
	5,771	6,960	7,222	8,640	9,032	15,382	11,286	20,535	14,103	40,963
Lithuania²⁹	<i>Asistentas</i>		<i>Lektorius</i>		<i>Docentas</i>		<i>Profesorius</i>			
	6,383	9,142	7,388	12,464	9,824	15,852	14,170	23,874		
Poland	<i>Asystent</i>		<i>Adiunkt</i>		<i>Profesor uczelni</i>		<i>Profesor</i>			
	10,000	n.a.	14,599	n.a.	16,599	n.a.	19,999	n.a.		
Romania	<i>Asistent</i>		<i>Lector</i>		<i>Conferentiar</i>		<i>Profesor</i>			
	7,484	8,144	8,489	9,914	9,378	13,262	10,915	19,349		

²⁹ Differently than for all other countries, the numbers for professor salaries in Lithuania were taken from the informal polling among state Lithuanian Universities conducted by the local news agency (see details in the explanation below).

Austria

As for the other groups of university employees, only initial minimum salaries for professors are defined by the Austrian Collective Agreement for University Staff [AT4]. These salaries increase with the number of years employed. Minimum salaries for Associate Professors and Full Professors increase every six years provided that there was at least one positive evaluation (those rules do not apply for the group of Assistant Professors). The salaries which are indicated in the table refer to a full-time employment (40 hours/week). Amounts mentioned for Assistant Professors are referring to Assistant Professors with doctoral degree. The minimum initial salary for Associate Professors is € 66,619 at the beginning of the employment contract, and € 94,223 if they have been employed for 24 years. The initial minimum salary for Full Professors is € 70,071 at the beginning of the appointment, and € 97,675 after 24 years. Maximum salaries shown are from the Vienna University of Technology [AT4, AT7]. Note that some differences might exist depending on the employer university. Numbers are valid from January 2018.

The pension contributions for all university employees are paid half by the university and half by the employees (the employee's share is part of the gross salary). Additional contributions to pension fund are paid by the universities for all university employees who are employed for more than 2 years.

Belgium

Professor career regulations and salaries scales and seniority grades in Belgium are defined by the law of each independent region. Full-time working hours amount to 38 hours/week.

Flanders

Salary tables, seniority and increasing steps, as well as career progression are defined at the region level. Within a given category the initial salary is determined by previous relevant experience. Min values presented in Table 11 for all four categories are gross salaries at the starting point of the salary scale [BE17, BE18, Appendix B]. Max values presented correspond to the salary paid after 24 years of seniority for a *Docent*, after 24 years of seniority for a *Hoofddocent*, after 18 years of seniority for a *Hoogleraar* and after 15 years of seniority for a *Gewoon Hoogleraar* [BE17, BE18, Appendix B]. Note that salary increases within the same category happen automatically at every three years. Numbers are valid from July 2017.

Wallonia

Salary tables, seniority and increasing steps as well as career progression are defined at the region level. Within a given category the initial salary is determined by previous relevant experience. Min values presented in Table 11 for all four categories are gross salaries at the starting point of each salary scale, therefore considering no seniority [BE15, Appendix B]. Max values presented correspond to a salary paid after 24 years of seniority for *Chargé de Cours*, after 18 years of seniority for a *Professeur* and after 15 years of seniority for a *Professeur Ordinaire* [BE15, Appendix B]. Note that salary increases within the same category happen automatically every three years. Numbers are valid from July 2017.

Estonia

As described in Section 8.2, in Estonia academic salaries are not defined by the national government. There are no national salaries scales for research and teaching staff, including Professor positions. Universities have freedom to set their own salaries values and progression. Salaries will therefore vary depending on the employer university, field and institute budget. Differently than most countries included in this study, salary values presented in Table 11 were collected contacting directly the administration of all ICT institutes, from both Universities and UAS, in Estonia. Min and Max salaries shown in Table 11 for all four categories are the lowest and highest salary paid in a given institution consulted (note that the numbers are not an average of minimum and maximum salaries paid in all institutions consulted). Note that salaries shown are specific for ICT Professors. Since there are no academic salary scales, and the institutes have freedom to negotiate and define each employee's salary, the only possible

way to get salaries estimation in Estonia is by direct contact with the employer institutes. Number were collected in 2018.

France

Professor (*Maîtres de Conférences* and *Professeur des Universités*) salaries and career progression in France are regulated by the *Ministère de l'enseignement Supérieur et de la Recherche* (Ministry of Higher Education and Research). The system is strongly centralized; salaries for a given category are exactly the same across the country and in all universities and other public HEI [FR10]. Working hours for a full time position are 35 hours/week.

Maîtres de Conférences positions are divided in two levels: a *classe normale* comprising nine pay grades and a *hors-classe* comprising seven pay grades [FR6, FR11]. *Professeur des Universités* positions are divided in three levels: a *deuxième classe* comprising seven pay grades; a *première classe* comprising three pay grades and a *classe exceptionnelle* comprising two pay grades [FR7, FR12].

Min values shown in Table 11 correspond to the salary paid at the beginning of the career in both categories (i.e. first pay grade at *classe normale* and *deuxième classe*, respectively) [FR11, FR12]. Max values correspond to the highest pay grade in the *classe normale* for *Maîtres de Conférences* and in the *première classe* for *Professeur des Universités* [FR12].

For *Maîtres de Conférences* the salary in the highest pay grade of the level *hors-classe* is € 59,719, while for *Professeur des Universités* the highest pay grade of the level *classe exceptionnelle* is € 74,452 [FR11, FR12]. Numbers are from December 2017.

In a given level, salary progression (moving to a higher pay grade) is awarded automatically after given periods of time, which are defined by the statutory regulations of the group. Promotion to a higher level, in the same category, on the contrary is not granted automatically for seniority, but involves a performance review process.

Germany

Professor salaries in Germany are since 2005 regulated by the new federal system of remuneration W (*Bundesbesoldungsordnung W*), which replaced the old C salary scheme (*Bundesbesoldungsordnung C*) [GE14, GE17-GE18]. The pay regulation W applies to professors, as well lecturers and scientific assistants, and contains the pay grades W1, W2 und W3 which apply to *Juniorprofessor*, *Außerordentlicher Professor* and *Ordentlicher Professor*, respectively [Appendix B, GE14, GE17-GE18].

In the remuneration system W the financial rewarding for seniority is replaced by a system with a base salary added by family allowances and, in case of grades W2 and W3, performance bonuses for outstanding achievements in research, teaching, promotion of young scientists and undertaking of special administrative and management functions in the university (rector, dean, chair, etc). The criteria for the payment of performance bonuses are defined independently by each state (*Bundesländer*) and university regulations, but can vary significantly among different areas and depend on contractual negotiations [GE19].

Table 11 shows the base gross salaries in the pay grades W1, W2 and W3 (as of August 2017) without any addition of bonuses or allowances. Min and Max values shown correspond to the base salaries paid in the regions Hessen and Baden-Württemberg, respectively. The national averages of the base salaries in the different grades are: € 54,786 (W1), € 68,064 (W2) and € 76,071 (W3) [Appendix B, GE20]. Working hours for a full-time position are 40 hours/week. Number are from August 2018.

Some further peculiarities affect the salary data for Germany. Professors have a special status ("*Beamte*") in which they do not pay for their pensions; the employer also pays for health insurance, and there is a premium for families, initially small but growing with the number of children. In addition, a percentage of W2 professors, and a higher percentage of W3 professors, get a performance bonus. As a consequence, some German professors

consulted for the present report consider that Table 11 underestimates the actual professor salaries by 25% to 30%.

A study published in *Forschung & Lehre* last year [GE21] presents the results of a direct survey, run in June 2016, with German Professors in the different career steps (salary levels W1, W2 and W3) in all the states (Bundesländer). The gross values reported are average of real earned salaries (*Real gewährte Durchschnittsbesoldung*) and therefore give an estimation of the impact of research, teaching and family allowances, performance bonuses, as well as salary negotiations (existing in some of the states) on the earned salaries. According to the survey the average real monthly gross salaries are € 4,470 (W1), € 6,310 (W2), and € 8,140 (W3). For comparison, the base salaries (*Grundgehälter*) for the same period (reported on the 2016 edition of this report) were: € 4.365 (W1), € 5.422 (W2), € 6.060 (W3).

Greece

Professor salaries and career progression in Greece are regulated by the national government. The system is strongly centralized and the salaries and progression steps for the different categories are the same across the country, and in all universities or other public HEIs. On Table 11 are shown the minimum values determined by law. Maximum values are difficult to be estimated since increases for seniority, as well as a number of bonuses, can apply ²¹:

Bonus for preparation of teaching:

- Full Professor: 390 €/Month
- Associate Professor: 368 €/Month
- Assistant Professor: 335 €/Month

Bonus for the organization and participation to conferences and for using the library:

- Full Professor: 273 €/Month
- Associate Professor: 184 €/Month
- Assistant Professor: 128 €/Month

Bonus for research, dissemination and exploitation of research programs:

- Full Professor: 226 €/Month
- Associate Professor: 215 €/Month
- Assistant Professors: 200 €/Month

Italy

Professor salaries and career progression in Italy are regulated by the national government. The system is strongly centralized and the salaries and progression steps for the different categories are the same across the country, and in all universities or other public HEI. Payment grades and progression steps are defined by the salary tables published by the government. The last revision of the salary tables dates from December 2011, after the reform of the academic career system (see Section 7.4). Values shown in table are for the gross yearly salaries in Euros (*annuo lordo*) [Appendix B], note that professors in Italy receive a thirteenth salary.

Salaries shown in Table 11 for Assistant Professors (*Ricercatori*) consider academics taking employment after the reform, i.e. the salary is constant throughout the three-year fixed-term appointment (see Section 7.4). For Assistant Professors employed before the 2011 reform, salary grades can range from € 37,172 and € 65,078 per year corresponding to 35 years of seniority [IT6, Appendix B]. In the old system Assistant Professor positions were not fixed-term, after the first three years, tenure could be reached and a career as Assistant Professor established, without necessarily promotion to a higher-level professorship.

Min and Max values shown in Table 11 for Associate Professors (*Professori Associati*) correspond to the salary at the beginning of the career, after the 2011 reform, therefore considering a position which is tenured from the

beginning of the appointment (see Section 7.4), and after 27 years of seniority in the same position [IT6, Appendix B].

Min and Max values shown in Table 11 for Full Professors (*Professori Ordinari*) correspond to the salary at the beginning of the career, after the reform, and therefore considering a position which is tenured from the beginning of the appointment (see details in Section 7.4), and after 20 years of seniority in the same position [IT6, AppendixB].

For all three categories the old salary system was based on automatic salary increase every two years, in the new system instead, every three years a professor has to apply for a salary increase and will be evaluated according to rules defined by each University [IT4]. Working hours for a full-time position are 38 hours/week.

Please note that the retirement ages, 35, 27 and 20 years of seniority for Assistant, Associate and Full Professor, respectively, were chosen as a reasonable reference, not necessarily all professors will retire exactly after this number of years in the respective positions³⁰.

Latvia

Academics in Latvia are employed directly by the HEIs and are not civil servants. Min salaries are determined by the national government while Max salaries vary from institution to institution. HEI with a higher budget pay higher salaries. The institutional funding comes directly from the national government and is calculated based on the number of students enrolled per institution. The higher the number of students on a determined HEI, the higher the budget and therefore, higher salaries can be paid to the teaching/research staff. In practice tough most HEI are able to pay only minimum salaries²³.

Differently than for all other countries included in this study, the numbers for maximum salaries in Latvia were collected via informal polling²³. The Deans of the ten HEI offering studies in Informatics were interviewed and asked for the maximum values paid to the different professor positions in their institution. Min values are determined by the national government and are essentially the same across all HEI in the country. Maximum values paid vary according to the budget of the organization, the Max values shown in Table 11 are the highest salary paid in one of the institutions consulted (note that the numbers are not an average of the salaries paid in the ten institutions). Salaries have been at this level since 2008, due to the economic recession in the country no salary increase has been applied in the last eight years²³.

Lithuania

In Lithuania, academic salaries are no defined at national level. According to the Law on Higher Education and Research, higher education institutions themselves have the right to determine the number of teaching, research and other staff, their rights and responsibilities, as well as salary conditions [LT4].

Differently than for all other countries included in this study, the numbers for minimum and maximum salaries in Lithuania were taken from the informal polling conducted by the local news agency DELFI among 11 Lithuanian Universities [LT6]. Representatives of the Universities from various fields of study were contacted and asked to indicate the monthly salaries paid to different professor positions before taxes. To present the annual amounts, monthly salaries were multiplied by 12. Minimum and maximum salaries shown in the Table 11 are the lowest and highest salaries paid for a respective position in one of the Universities consulted [LT6, Appendix B]. Numbers are valid from 2017.

The Netherlands

Professor career regulations and salaries in Netherlands are defined by the collective agreement (CAO) of Dutch Universities set by the Association of Universities in the Netherlands (VSNU) [NE7]. Salaries scales and grades are defined by the CAO table of salaries [Appendix B, NE7]. The full-time working hours amount to 38 hours/week.

³⁰ Enrico Nardelli, personal communication

The two positions of *Universitair Docent* (UD2 and UD1) allow a career from salary scale 10 to salary scale 11 (UD2), or from salary scale 11 to salary scale 12 (UD1). The two positions of *Universitair Hoofddocent* (UHD2 and UHD1) allow a career within salary scale 13 (UHD2) and salary scale 14 (UHD1). The two positions of *Hoogleraar* (H2 and H1) allow a career from salary scale 15 to scale 16 in position H2 and scale 17 to scale 18 in position H1, respectively [NE5-NE7]. *Hoogleraar 2* are in general the regular full professor positions in Dutch Universities, positions of *Hoogleraar 1* are only appointed in cases of special higher responsibilities³¹.

Within a given scale the initially salary grade is determined by age and experience. As a rule, salary progression within the same pay scale is granted every year after an annual performance review. Promotion to a higher pay scale in the same category (e.g. from a UHD2 (scale13) to a UHD1 (scale 14) position) is not automatically granted on the sole basis of seniority. In this case a more thorough promotion process is established, to be promoted the candidate needs to perform conceptual and coordinating tasks in teaching and research that match the job profile of the higher position. Promotion to a different category (e.g. from a UHD1 to H2 position) is only possible via a new recruitment and selection procedure to fill a new vacant position [NE5-NE7]. This salary progression scheme is generally applied in the whole country, although there might be occasionally variations in different universities where professorships and different career tracks can be mapped slightly differently to the salary scales³¹.

Salary values presented in Table 11 are valid from May 2018 [NE7, Appendix B].

Poland

Working conditions and minimum salaries of professors employed at public universities are determined by the government. The law on Higher Education and Science defines the minimum basic salaries as well as amounts of additional and overtime payments, bonuses and special allowances, anniversary awards, etc. [PL2] Maximum salaries are not limited at both national and university level and may vary between and within universities. At private universities, working conditions and salaries are not centrally determined but negotiated between higher education institutions and individual professors. Professors might also receive additional funding from external sources, like EU funds, grants, industry contracts, etc.

Min salaries shown in table 11 correspond to minimum salaries of professors employed at public universities taken from the law on Higher Education and Science and the ordinance of Minister of the Higher Education. According to them, the monthly salary of *Asystent*, *Adiunkt* and *Profesor uczelni* cannot be respectively lower than 50%, 73% and 83% of the *Profesor* remuneration [PL2]. The *Profesor* minimum remuneration is set to 6,410PLN per month from October 2018 [PL5]. In Poland 13 monthly salaries are paid per year. For reference the exchange rate used was 1PLN = 0.24EUR.

Maximum values cannot be estimated with precision since they are not defined by the government or higher education institutions and vary significantly between individual professors depending on amounts of salary supplements and additional payments (e.g. length-of-service allowance, functional allowances, statutory bonuses, overtime supplements, supplements for administrative duties, students' supervision, rector's awards, jubilee awards, etc.)

Romania

Professors salaries are regulated by the Ministry of Education and defined based on the number of working years and performance. Performance bonuses for outstanding achievements in research, teaching, and undertaking of special administrative and management functions in the university (rector, dean, chair, etc.) are also paid. The actual salaries depend (within the legal range) on university, faculty and department financial status. The pension contributions, health insurance and social security contributions are paid partly by the university and partly by the employee¹⁵.

³¹ Jan van Leeuwen, personal communication

Minimum salaries show in Table 11 for all four positions are for a member of staff in the first year of employment in the given position, without previous experience, and with standard research activity. The amount increases every year, based on two factors: number of working years and performance. Max salaries shown for *Asistent* positions are paid after three years, note that *Asistent* are temporary positions (See Section 7.11). For *Lector*, *Conferentiar* and *Profesor* positions Max values shown in Table 11 are the maximum salaries that can be reached after 40 years of experience, and outstanding research activity. The research activity is evaluated based on national standards, available for each science domain [RO1]¹⁵. Salary values presented in Table 11 are valid from January 2017. The exchange rate considered was 1 EUR = 4.59 RON.

Spain

Professors in Spain are civil servants, initial minimum salaries shown in Table 11 are fixed and defined by the national government²⁶. Numbers are from 2015. Maximum values are not defined by the government and cannot be estimated with precision since it can vary according to a number of factors, as well as due to regional economical differences²⁶:

- *Seniority*: at every three years (*Trienios*) the salary of each category is increased by the same amount. Currently an increment of € 564 per year applies.
- *Quinquenio*: at every five years professors can apply for a salary complement according to the quality of their academic activities. The universities are in charge of the assessment and decisions. Also, additional complement can be obtained from the regional government and vary from region to region. For “*Quinquenios*” the amount increased is also different for each position.
- *Sexenio*: at every six years professors can apply for a salary complement according the quality of their research activities. In this case a Spanish agency is in charge of the assessment and decisions for the whole country. Also, additional complement can be obtained from the regional government and vary from region to region. For “*Sexenios*” the amount increased is different for each position.
- *Special duties*: there are additional salary complements depending on administrative duties (rector, vice-rector, dean, director, etc).

Switzerland

Professor salaries vary across Switzerland. Each canton defines its own base values and increasing steps; the salaries at the two Federal institutes of Technology (EPFL and ETHZ, the only two federal Universities) are defined by the federal government. In the cantonal Universities, salaries are defined by grades (*Lohnstufe*) in specific pay scales (*Lohnklasse*) [SW11]. At EPFL and ETH a minimum and a maximum salary is defined but there are no predefined grades and progression steps in between [SW11].

In Table 11, Min and Max values are averages of minimum and maximum annual gross salaries paid to professors at four Cantonal Universities (Bern, Geneva, Neuchatel, Zürich) and EPFL/ETHZ in a full-time position (42 hours/week) and 100% employment rate [SW11].

For reference the exchange rate used was 1 EUR = 1.16 CHF. Salary values presented are valid from January 2018 [SW11]. Note that since the last report there has been an increase in the salaries in CHF, however due to the exchange rates differences the numbers are lower than the ones reported in the previous edition of this report in EUR.

UK

The vast majority of professors (Lecturer, Reader, Professor) in the UK are paid according to a national pay spine negotiated by JNCHES (Joint Negotiating Committee for Higher Education Staff). JNCHES is the central committee for multi-employer negotiations and dialogue on pay and pay-related issues formed by representatives from the Universities and Colleges employers’ association and higher education staff’s unions [UK7]. Each University has its

own salary grade structure but in general the correspondence to the national pay spine is uniform. Nevertheless, some slight differences may occur in the way the universities internal scales map to the national pay spine. We have used for this report the salary tables, and corresponding map to the national pay spine, from the University of Edinburgh [UK8, Appendix B]. A Lecturer position allows a career from salary defined by the grade point UE8 (spinal point 37 to 47 in the national single pay spine). A Reader position allows a career from salary defined by the grade point UE9 (spinal point 45 to spinal point 51 in the national single pay spine). A Professor position allows a career from salary defined by the grade point UE10 (spinal point 50 to 66 in the national single pay spine). It is important to keep in mind that for Full Professor positions the difference in the salaries across the country, and universities, will be more accentuated. While there is broad agreement on the implementation of the scale for Lecturer and Reader positions, the scale for Full Professors is more discretionary, with each university selecting how to implement the top portion of the scale and how far up to take it⁹. For reference the exchange rate used was 1GBP=1.13EUR. Salaries presented are valid from August 2018 [UK8, Appendix B].

9 Conclusion and outlook

The reports produced by Informatics Europe in 2013, 2014, 2015, 2016, 2017 and the present one provide an analytic and quantitative view of the status of Informatics Education in Europe that is not available through any other source. The data reported here show the current wide diversity across countries regarding degrees, student enrolments, and especially salaries.

The intent of this project, in line with the charter of Informatics Europe, is to obtain and publish such data for Europe as a whole, not just for specific countries. In the first editions we had a clear and explicit strategy: favour accuracy over generality. That decision was made at the time of the first report and continued as a fundamental condition. We have extended our coverage including now a number of countries which could not be included in the first editions. The extrapolation to the rest of Europe, in the case of student numbers and degrees awarded, is just a rough calculation that can give no more than an order of magnitude. It is the goal of Informatics Europe to continue updating this report, refining the analysis and extending it to new countries while respecting as much as possible the same rules of accuracy.

In this effort we will be highly dependent on contributions from members of the Informatics community who have access to reliable sources in their respective countries. We urge them to contact the authors and provide them with the relevant sources of information.

Such input is also welcome in the case of countries already covered; the authors will be grateful for any comments on the data and sources, and any correction to errors, omissions and misunderstandings that may exist in this edition. More generally, we welcome reader feedback on all aspects of this report.

Any serious policy must be based on the knowledge of facts. The European Informatics community crucially needs solid data. With the help of that community, Informatics Europe is committed to turning the collection, verification and publication of data into an ongoing activity.

Appendix A: Institutions

The list of institutions offering Informatics higher education in the countries selected - Austria, Belgium, Bulgaria, Denmark, Estonia, Finland, Germany, Greece, Ireland, Italy, Latvia, Lithuania, The Netherlands, Poland, Romania, Spain, Switzerland, and UK - appears below. It includes traditional Universities and University of Applied Sciences, in separate tables, for the countries where these institutions also offer undergraduate studies in Informatics.

This list is intended to evolve into a comprehensive record of all institutions offering undergraduate and graduate studies in Informatics in all of Europe, a goal that we feel has been achieved for the listed countries, although it is of course possible that some information was missed. Note that Institutions' names are given in the local language.

Diversity is also evident in the internal structure of Universities: one finds Faculties, Schools, Sections, Institutes, Departments etc.; some of these units cover Informatics only, others combines it with Mathematics, Electronics, or Electrical Engineering.

Table A1a. Informatics institutions in Austria – Universities

<i>University</i>	<i>Department/Faculty/School/Institute</i>	<i>Website</i>
1. Alpen-Adria Universität Klagenfurt	Fakultät für Technische Wissenschaften	http://www.uni-klu.ac.at/tewi
2. Johannes Kepler Universität Linz	Fachbereich Informatik	http://informatik.jku.at
3. Medizinische Universität Wien	Zentrum für Medizinische Statistik, Informatik und Intelligente Systeme	https://campus.meduniwien.ac.at/med.campus/wborg.display?pOrgNr=14533
4. Paris Lodron Universität Salzburg	Fachbereich Computerwissenschaften	http://www.uni-salzburg.at/index.php?id=39957&L=1%2F
5. Technische Universität Graz	Fakultät für Elektrotechnik und Informationstechnik	http://portal.tugraz.at/portal/page/portal/TU_Graz/Einrichtungen/Fakultaeten/FakElektrotechnik
6. Technische Universität Graz	Fakultät für Informatik und Biomedizinische Technik	http://portal.tugraz.at/portal/page/portal/TU_Graz/Einrichtungen/Fakultaeten/FakInformatik
7. Technische Universität Wien	Fakultät für Informatik	http://www.informatik.tuwien.ac.at
8. Technische Universität Wien	Fakultät für Elektrotechnik und Informationstechnik	http://etit.tuwien.ac.at
9. Universität Innsbruck	Fakultät für Mathematik, Informatik und Physik	http://www.uibk.ac.at/fakultaeten/mip
10. Universität Wien	Fakultät für Informatik	http://informatik.univie.ac.at
11. Wirtschaftsuniversität Wien	Department für Informationsverarbeitung und Prozessmanagement	http://www.wu.ac.at/ipm

Table A1b. Informatics institutions in Austria – Universities of Applied Sciences

<i>University of Applied Sciences</i>	<i>Website</i>
1. CAMPUS 02 Fachhochschule der Wirtschaft	http://www.campus02.at
2. Fachhochschule Burgenland	http://www.fh-burgenland.at
3. Fachhochschule Kärnten	http://www.fh-kaernten.at
4. Fachhochschule St. Pölten	http://www.fhstp.ac.at
5. Fachhochschule Technikum Wien	http://www.technikum-wien.at
6. Fachhochschule Wiener Neustadt	http://www.fhwn.ac.at
7. Ferdinand Porsche Fern-Fachhochschule	http://www.fernfh.ac.at
8. FH Campus Wien	http://www.fh-campuswien.ac.at
9. FH JOANNEUM	http://www.fh-joanneum.at
10. FH Oberösterreich	http://www.fh-ooe.at
11. FH Vorarlberg	http://www.fhv.at

Table A2a. Informatics institutions in Belgium – Universities

<i>University</i>	<i>Department/Faculty/School/Institute</i>	<i>Website</i>
1. KU Leuven	Departement Computerwetenschappen	http://wms.cs.kuleuven.be/cs
2. Université catholique de Louvain	Département d'ingénierie informatique	http://www.uclouvain.be/ingi.html
3. Université de Liège	Département d'Électricité, Électronique et Informatique	http://www.montefiore.ulg.ac.be
4. Université de Mons	Département d'Informatique	http://informatique.umons.ac.be
5. Université de Namur	Faculté d'Informatique	https://www.unamur.be/en/inf
6. Université libre de Bruxelles	Departement d'Informatique	http://www.ulb.ac.be/facs/sciences/info/index.html
7. Université libre de Bruxelles	Filière Informatique de l'Ecole Polytechnique de Bruxelles	https://cs.ulb.ac.be/infopolyt
8. Universiteit Antwerpen	Departement Wiskunde & Informatica	https://www.uantwerpen.be/nl/faculteiten/faculteit-wetenschappen/departementen/wiskunde-informatica
9. Universiteit Gent	Vakgroep Toegepaste Wiskunde, Informatica en Statistiek	http://www.ugent.be/we/twist
10. Universiteit Hasselt	Vakgroep Informatica	http://www.uhasselt.be/informatica
11. Vrije Universiteit Brussel	Vakgroep Computerwetenschappen	http://we.vub.ac.be/nl/vakgroep-computerwetenschappen

Table A2b. Informatics institutions in Belgium – University Colleges

<i>University College</i>	<i>Website</i>
1. Karel de Grote-Hogeschool	https://www.kdg.be
2. Artesis Plantijn Hogeschool Antwerpen	https://www.ap.be
3. Hogeschool Gent	https://www.hogent.be
4. Hogeschool West-Vlaanderen	http://www.howest.be
5. Erasmushogeschool Brussel	http://www.erasmushogeschool.be
6. Hogeschool Odisee	http://www.odisee.be
7. Hogeschool VIVES	https://www.vives.be
8. Thomas More Hogescholen	http://www.thomasmore.be
9. Hogeschool PXL	http://www.pxl.be
10. UC Leuven-Limburg	https://www.ucll.be
11. Haute École Bruxelles-Brabant ³²	http://he2b.be
12. Haute Ecole Libre de Bruxelles Ilya Prigogine	https://www.helb-prigogine.be
13. Haute Ecole EPHEC	http://www.ephec.be
14. Haute Ecole Léonard de Vinci	http://www.vinci.be
15. Haute Ecole Libre Mosane	http://www.helmo.be
16. Haute Ecole de la Ville de Liège	http://www.hel.be
17. Haute Ecole de la Province de Liège	http://www.hepl.be
18. Haute Ecole de Namur-Liège-Luxembourg	http://www.henallux.be
19. Haute Ecole Robert Schuman	http://www.hers.be
20. Haute Ecole Louvain en Hainaut	http://www.helha.be
21. Haute Ecole en Hainaut	http://www.heh.be
22. Haute Ecole provinciale de Hainaut - Condorcet	http://www.condorcet.be
23. Institut d'Enseignement de Promotion Sociale de la Communauté française	http://www.iepscf-uccle.be

³² Since 2016-2017 academic year, Haute École Paul-Henri Spaak and Haute École de Bruxelles have become Haute École Bruxelles-Brabant "HE2B"

Table 3a. Informatics institutions in Bulgaria – Universities

	University	Department/Faculty/School/Institute	Website
1.	Американски университет в България – Благоевград (American University in Bulgaria)	Департамент “Компютърни науки” (Computer Science Department)	https://www.aubg.edu/computer-science-department
2.	Бургаски свободен университет (Burgas Free University)	Център по информатика и технически науки (Faculty of Computer Science and Engineering)	https://www.bfu.bg/en/faculty-of-computer-science-and-engineering
3.	Варненски свободен университет “Черноризец Храбър” (Varna Free University “Chernorizets Hrabar”)	Катедра “Информатика и икономика” (Department of Computer Science and Economics)	http://www.vfu.bg/Department-of-Computer-Science-2.html
4.	Великотърновски университет “Св. Св. Кирил и Методий” (“St. Cyril and St. Methodius” Veliko Tarnovo University)	Факултет “Математика и информатика” (Faculty of Mathematics and Informatics)	http://www.univt.bg/bul/?zid=164
5.	Икономически университет – Варна (University of Economics – Varna)	Факултет “Информатика” (Faculty of Computer Sciences)	https://www.ue-varna.bg/en/Faculty.aspx?fid=52
6.	Нов български университет (New Bulgarian University)	Департамент “Информатика” (Department of Informatics)	https://computerscience.nbu.bg/en
7.	Пловдивски университет “Паисий Хилендарски” (Plovdiv university “Paisii Hilendarski”)	Факултет по математика и информатика (Faculty of Mathematics and Informatics)	https://uniplovdiv.bg/en/pages/index/38
8.	Русенски университет “Ангел Кънчев” (“Angel Kanchev” University of Ruse)	Катедра “Информатика и информационни технологии” (Computer Science Department)	https://www.uniruse.bg/en/departments/CSD
9.	Софийски университет “Св. Климент Охридски” (Sofia University “St. Kliment Ohrdiski”)	Факултет по математика и информатика (Faculty of Mathematics and Informatics)	https://www.fmi.unisofia.bg/en
10.	Технически университет – Варна (Technical University of Varna)	Катедра “Компютърни науки и технологии” (Computer Science & Engineering Department)	http://cs.tu-varna.bg
11.	Технически университет – Варна (Technical University of Varna)	Катедра “Софтуерни и интернет технологии” (Department of Software and Internet Technologies)	http://sit.tu-varna.bg/index.php?lang=en
12.	Технически университет – Габрово (Technical University of Gabrovo)	Катедра “Компютърни системи и технологии” (Department of Computer Systems and Technologies)	http://kst.tugab.bg/index.php?id=eng
13.	Технически университет – София (Technical University of Sofia)	Факултет “Приложна математика и информатика” (Faculty of Applied Mathematics and Informatics)	https://tu-sofia.bg/faculties/read/30
14.	Технически университет – София (Technical University of Sofia)	Факултет “Компютърни системи и технологии” (Faculty of Computer Systems and Technologies)	https://tu-sofia.bg/faculties/read/27
15.	Университет по библиотекознание и информационни технологии (University of Library Studies and Information Technologies)	Факултет по информационни науки (Faculty of Information Sciences)	https://fin.unibit.bg/index.php
16.	Университет “Проф. д-р Асен Златаров” – Бургас (University “Prof. Dr. Assen Zlatarov” – Burgas)	Катедра “Компютърни системи и технологии” (Department of Computer Systems and Technologies)	https://www.btu.bg/index.php/en/faculties-m/technical-science-m/departments-fts-m/computer-science-and-

		technolies-m
17. Шуменски университет "Епископ Константин Преславски" ("Konstantin Preslavsky" University of Shumen)	Факултет по математика и информатика (Faculty of Mathematics and Computer Science)	http://info.fmi.shu-bg.net/index.php
18. Югозападен университет "Неофит Рилски" – Благоевград (South-West University "Neofit Rilski" - Blagoevgrad)	Катедра "Информатика" (Department of Informatics)	http://www.swu.bg/university-profile/structure/faculties/mathematics-and-natural-sciences/departments/informatics/education.aspx
19. Европейски политехнически университет (European Polytechnical University)	---	http://epubg.eu/bulgaria/programs/applied-computer-science

Table A3b. Informatics institutions in Bulgaria – Colleges

<i>University of Applied Sciences</i>	<i>Website</i>
1. Колеж – Добрич, Шуменски университет "Епископ Константин Преславски" (College in Dobrich, Konstantin Preslavsky University of Shumen)	http://shu.bg/faculties/pk
2. Висше училище по мениджмънт - гр. Варна (Varna University of Management)	https://vum.bg

Table A4a. Informatics institutions in Denmark – Universities

<i>University</i>	<i>Department/Faculty/School/Institute</i>	<i>Website</i>
1. Aalborg Universitet	Institut for Datalogi (Department of Computer Science)	http://www.cs.aau.dk
2. Aarhus Universitet	Institut for Datalogi (Department of Computer Science)	http://cs.au.dk
3. Danmarks Tekniske Universitet	DTU Compute, Institut for Matematik og Computer Science (Department of Applied Mathematics and Computer Science)	http://www.compute.dtu.dk
4. IT-Universitetet i København		http://www.itu.dk
5. Københavns Universitet	Datalogisk Institut (Department of Computer Science)	http://diku.dk
6. Roskilde Universitet	Institut for Mennesker og Teknologi (Department of People and Technology)	http://ruc.dk/institut-mennesker-og-teknologi
7. Syddansk Universitet	Institut for Matematik og Datalogi (Department of Mathematics and Computer Science)	http://sdu.dk/en/Om_SDU/Institutter_centre/Imada_matematik_og_datalogi

Table A4b. Informatics institutions in Denmark – University Colleges

<i>University College</i>	<i>Website</i>
1. Aarhus University, School of Engineering	http://ase.au.dk/en/om-ingenioerhoejskolen
2. University College of Northern Denmark (UCN)	http://www.ucn.dk
3. VIA University College	http://www.via.dk

Table A5a. Informatics institutions in Estonia – Universities

	University	Department/Faculty/School/Institute	Website
1.	Tallinna Tehnikaülikool	Infotehnoloogia teaduskond (School of Information Technologies)	http://www.ttu.ee/en/?id=148180
2.	Tallinna Ülikool	Digitehnoloogiate Instituut (School of Digital Technologies)	http://www.tlu.ee/en/School-of-Digital-Technologies
3.	Tartu Ülikool	Arvutiteaduse Instituut (Institute of Computer Science)	http://www.ut.ee/en/kontakt/arvutiteaduse-instituut
4.	Tartu Ülikool	Tehnoloogiainstituut (Institute of Technology)	http://www.ut.ee/en/kontakt/tehnoloogiainstituut

Table A5b. Informatics institutions in Estonia – Universities of Applied Sciences

	University of Applied Science	Website
1.	Tallinna Tehnikaülikool (IT kolledž) ³³	http://www.itcollege.ee
2.	Tallinna Tehnikaülikool (Virumaa kolledž)	http://www.ttu.ee/en/?id=64614
3.	Tallinna Tehnikaülikool (Tartu Kolledž)	http://www.ttu.ee/en/?id=36495
4.	Tartu Ülikool (Narva Kolledž)	http://www.narva.ut.ee/en
5.	Tallinna Ülikool (Haapsalu Kolledž)	http://www.tlu.ee/en/haapsalu-college

³³ On 1st August 2017, the merger agreement between the Estonian Information Technology College (Eesti Infotehnoloogia Kolledž) and Tallinn University of Technology (Tallinna Tehnikaülikool) came into force.

Table A6a. Informatics institutions in Finland – Universities

<i>University</i>	<i>Department/Faculty/School/Institute</i>	<i>Website</i>
1. Aalto-yliopisto	Tietotekniikan laitos (Department of Computer Science)	http://cs.aalto.fi
2. Aalto-yliopisto	Tietoliikenne- ja tietoverkkotekniikan laitos (Department of Communications and Networking)	http://comnet.aalto.fi
3. Aalto-yliopisto	Tieto- ja palvelutalouden laitos (Department of Information and Service Economy)	http://information.aalto.fi
4. Hanken Svenska Handelshögskolan	Institutionen för företagsledning och organisation (Department of Management and Organisation)	http://www.hanken.fi/en/about-hanken/organisation/departments-and-subjects/department-management-and-organisation
5. Lappeenrannan teknillinen yliopisto	School of Engineering Science	http://www.lut.fi/web/en/school-of-engineering-science
6. Lappeenrannan teknillinen yliopisto	School of Business and Management	http://www.lut.fi/web/en/school-of-business-and-management
7. Tampereen teknillinen yliopisto	Tieto- ja sähkötekniikan tiedekunta (Faculty of Computing and Electrical Engineering)	http://www.tut.fi/en/about-tut/faculties/computing-and-electrical-engineering
8. Tampereen teknillinen yliopisto	Teknisten tieteiden tiedekunta (Faculty of Engineering Sciences)	http://www.tut.fi/en/about-tut/faculties/engineering-sciences
9. Itä-Suomen yliopisto	Tietojenkäsittelytieteen laitos (School of Computing)	http://www.uef.fi/en/web/cs
10. Helsingin yliopisto	Tietojenkäsittelytieteen laitos (Department of Computer Science)	http://cs.helsinki.fi/en
11. Jyväskylän yliopisto	Informaatioteknologian tiedekunta (Faculty of Information Technology)	http://www.jyu.fi/it/en
12. Oulun yliopisto	Tieto- ja sähkötekniikan tiedekunta (Faculty of Information Technology and Electrical Engineering)	http://www.oulu.fi/itee
13. Oulun yliopisto	Luonnontieteellinen tiedekunta (Faculty of Science)	http://www.oulu.fi/science
14. Tampereen yliopisto	Luonnontieteiden tiedekunta (Faculty of Natural Sciences)	http://www.uta.fi/en/faculty-of-natural-sciences
15. Tampereen yliopisto	Viestintätieteiden tiedekunta (Faculty of Communication Sciences)	http://www.uta.fi/en/faculty-of-communication-sciences
16. Turun yliopisto	Matemaattis-luonnontieteellinen tiedekunta (Faculty of Mathematics and Natural Sciences)	http://www.utu.fi/en/units/sci/Pages/home.aspx
17. Vaasan yliopisto	Teknillinen tiedekunta (Faculty of Technology)	http://www.uva.fi/en/about/organisation/faculties/technology
18. Åbo Akademi University	Fakulteten för naturvetenskap och teknik (Faculty of Science and Engineering)	http://www.abo.fi/fakultet/fnt

Table A6b. Informatics institutions in Finland – Universities of Applied Sciences

<i>University of Applied Sciences</i>	<i>Website</i>
1. Yrkeshögskolan Arcada (Arcada University of Applied Sciences)	http://www.arcada.fi/en
2. Centria-ammattikorkeakoulu (Centria University of Applied Sciences)	http://web.centria.fi/en
3. Haaga-Helia ammattikorkeakoulu (Haaga-Helia University of Applied Sciences)	http://www.haaga-helia.fi/en
4. Hämeen ammattikorkeakoulu (Häme University of Applied Sciences)	http://www.hamk.fi/english/Sivut/default.aspx
5. Metropolia ammattikorkeakoulu (Metropolia University of Applied Sciences)	http://www.metropolia.fi/en
6. Jyväskylän ammattikorkeakoulu (JAMK University of Applied Sciences)	http://www.jamk.fi/en/Home
7. Kajaanin ammattikorkeakoulu - KAMK (Kajaani University of Applied Sciences)	http://www.kamk.fi/en
8. Karelia-ammattikorkeakoulu (Karelia University of Applied Sciences)	http://www.karelia.fi/en
9. Kaakkois-Suomen ammattikorkeakoulu (South-Eastern Finland University of Applied Sciences) ³⁴	http://www.xamk.fi/en
10. Lahden ammattikorkeakoulu (Lahti University of Applied Sciences)	http://www.lamk.fi/english/Sivut/default.aspx
11. Lapin ammattikorkeakoulu (Lapland University of Applied Sciences)	http://www.lapinamk.fi/en
12. Laurea-ammattikorkeakoulu (Laurea University of Applied Sciences)	http://www.laurea.fi/en
13. Yrkeshögskolan Novia (Novia University of Applied Sciences)	http://www.novia.fi/novia-uas
14. Oulun ammattikorkeakoulu - Oamk (Oulu University of Applied Sciences)	http://www.oamk.fi/en
15. Saimaan ammattikorkeakoulu (Saimaa University of Applied Sciences)	http://www.saimia.fi/en-fi
16. Satakunnan ammattikorkeakoulu - SAMK (Satakunta University of Applied Sciences)	http://www.samk.fi/en
17. Savonia-ammattikorkeakoulu (Savonia University of Applied Sciences)	http://portal.savonia.fi/amk/en
18. Seinäjoen ammattikorkeakoulu - SeAMK (Seinäjoki University of Applied Sciences)	http://www.seamk.fi/en
19. Tampereen ammattikorkeakoulu - TAMK (Tampere University of Applied Sciences)	http://www.tamk.fi/web/tamken/home
20. Turun ammattikorkeakoulu (Turku University of Applied Sciences)	http://www.tuas.fi/en
21. Vaasan ammattikorkeakoulu - VAMK (Vaasa University of Applied Sciences)	http://www.puv.fi/en

³⁴ South-Eastern Finland University of Applied Sciences started on 1 January 2017 when Kymenlaakso and Mikkeli Universities of Applied Sciences merged.

Table A7a. Informatics institutions in Germany – Universities

	University	Department/Faculty/School/Institute	Website
1.	Bergische Universität Wuppertal	Fakultät für Elektrotechnik, Informationstechnik und Medientechnik	http://www.fbe.uni-wuppertal.de/en.html
2.	Brandenburgische Technische Universität Cottbus - Senftenberg	Institut für Informatik	https://www.b-tu.de/institut-informatik
3.	Carl von Ossietzky Universität Oldenburg	Department für Informatik	http://www.informatik.uni-oldenburg.de
4.	Christian-Albrechts-Universität zu Kiel	Institut für Informatik	https://www.inf.uni-kiel.de/en
5.	Eberhard-Karls-Universität Tübingen	Fachbereich Informatik	http://www.uni-tuebingen.de/en/faculties/faculty-of-science/departments/computer-science/department.html
6.	Ernst-Moritz-Arndt-Universität Greifswald	Institut für Mathematik und Informatik	https://math-inf.uni-greifswald.de/en
7.	FernUniversität in Hagen	Fakultät für Mathematik und Informatik	http://www.fernuni-hagen.de/mathinf
8.	Freie Universität Berlin	Fachbereich Mathematik und Informatik	http://www.mi.fu-berlin.de/index.html
9.	Friedrich-Alexander-Universität Erlangen-Nürnberg	Department Informatik	http://www.informatik.uni-erlangen.de
10.	Friedrich-Schiller-Universität Jena	Fakultät für Mathematik und Informatik	http://www.fmi.uni-jena.de/
11.	Georg-August-Universität Göttingen	Institut für Informatik	http://www.uni-goettingen.de/de/138524.html
12.	Hasso-Plattner-Institut (Universität Potsdam)	Digital Engineering Fakultät	http://hpi.de
13.	Heinrich-Heine-Universität Düsseldorf	Institut für Informatik	http://www.cs.hhu.de
14.	Helmut-Schmidt-Universität/Universität der Bundeswehr Hamburg	Fakultät für Elektrotechnik	http://www.hsu-hh.de/et
15.	Humboldt-Universität zu Berlin	Institut für Informatik	http://www.informatik.hu-berlin.de
16.	Jacobs University Bremen	Computer Science & Electrical Engineering	http://www.jacobs-university.de/department/computer-science-electrical-engineering
17.	Johann Wolfgang Goethe-Universität, Frankfurt am Main	Institut für Informatik	http://www-extern.informatik.uni-frankfurt.de
18.	Johannes Gutenberg-Universität Mainz	Institut für Informatik	http://www.phmi.uni-mainz.de/1847.php
19.	Julius-Maximilians-Universität Würzburg	Fakultät für Mathematik und Informatik	http://www.mathematik-informatik.uni-wuerzburg.de
20.	Justus-Liebig-Universität Gießen	Institut für Informatik	http://www.uni-giessen.de/cms/fbz/fb07/fachgebiete/mathematik/informatik
21.	Karlsruher Institut für Technologie	Fakultät für Informatik	http://www.informatik.kit.edu
22.	Leibniz Universität	Fakultät für Elektrotechnik und	http://www.inf.uni-hannover.de

Hannover	Informatik	
23. Ludwig-Maximilians-Universität München	Institut für Informatik	http://www.ifi.lmu.de
24. Martin-Luther-Universität Halle-Wittenberg	Institut für Informatik	http://www.informatik.uni-halle.de
25. Otto-Friedrich-Universität Bamberg	Fakultät Wirtschaftsinformatik und Angewandte Informatik	http://www.uni-bamberg.de/wiai
26. Otto-von-Guericke-Universität Magdeburg	Fakultät für Informatik	http://www.cs.uni-magdeburg.de
27. Philipps-Universität Marburg	Fachbereich Mathematik und Informatik	http://www.uni-marburg.de/fb12
28. Rheinische Friedrich-Wilhelms-Universität Bonn	Institut für Informatik	http://www.informatik.uni-bonn.de
29. Rheinisch-Westfälische Technische Hochschule Aachen	Fakultät 1, Fachgruppe Informatik	http://www.informatik.rwth-aachen.de
30. Ruhr-Universität Bochum	Fakultät für Elektrotechnik und Informationstechnik	http://www.ei.ruhr-uni-bochum.de
31. Ruprecht-Karls-Universität Heidelberg	Informatik	http://www.informatik.uni-heidelberg.de
32. Technische Universität Braunschweig	Carl-Friedrich-Gauß-Fakultät, Informatik	https://www.tu-braunschweig.de/informatik
33. Technische Universität Bergakademie Freiberg	Fakultät für Mathematik und Informatik	http://tu-freiberg.de/fakult1
34. Technische Universität Berlin	Fakultät Elektrotechnik und Informatik	http://www.eecs.tu-berlin.de
35. Technische Universität Chemnitz	Fakultät für Informatik	http://www.tu-chemnitz.de/informatik
36. Technische Universität Clausthal	Fakultät für Mathematik/Informatik und Maschinenbau	http://www.in.tu-clausthal.de
37. Technische Universität Darmstadt	Fachbereich Informatik	http://www.informatik.tu-darmstadt.de
38. Technische Universität Dortmund	Fakultät für Informatik	http://www.cs.tu-dortmund.de
39. Technische Universität Dresden	Fakultät Informatik	http://tu-dresden.de/ing/informatik
40. Technische Universität Hamburg-Harburg	Fachbereich Elektrotechnik, Informatik und Mathematik	http://www.tu-harburg.de/tuhh/studium/studiendekanate/elektrotechnik-informatik-und-mathematik.html
41. Technische Universität Ilmenau	Fakultät für Informatik und Automatisierung	http://www.tu-ilmenau.de/ia
42. Technische Universität Kaiserslautern	Fachbereich Informatik	http://www.informatik.uni-kl.de
43. Technische Universität München	Fakultät für Informatik	http://www.in.tum.de
44. Universität Augsburg	Fakultät für Angewandte Informatik	http://www.uni-augsburg.de/fakultaeten/fai
45. Universität Bayreuth	Institut für Informatik	http://www.ai.uni-bayreuth.de/de/index.html
46. Universität Bielefeld	Technische Fakultät	http://www.techfak.uni-bielefeld.de

47. Universität Bremen	Mathematik und Informatik	http://www.informatik.uni-bremen.de
48. Universität der Bundeswehr München	Fakultät für Informatik	http://www.unibw.de/inf/fakultaet
49. Universität des Saarlandes	Informatik	http://informatics-campus.saarland
50. Universität Duisburg-Essen	Fakultät für Ingenieurwissenschaften	http://www.uni-due.de/iw/de
51. Universität Duisburg-Essen	Institut für Informatik und Wirtschaftsinformatik	http://www.icb.uni-due.de
52. Universität Freiburg	Institut für Informatik	http://www.informatik.uni-freiburg.de
53. Universität Hamburg	Fachbereich Informatik	http://www.informatik.uni-hamburg.de
54. Universität Hildesheim	Institut für Informatik	http://www.uni-hildesheim.de/fb4/institute/ifi/aktuelles
55. Universität Kassel	Fachbereich Elektrotechnik/Informatik	http://www.uni-kassel.de/eecs
56. Universität Koblenz-Landau	Fachbereich Informatik	http://www.uni-koblenz-landau.de/en/campus-koblenz/fb4
57. Universität Konstanz	Fachbereich Informatik und Informationswissenschaft	http://www.inf.uni-konstanz.de
58. Universität Leipzig	Fakultät für Mathematik und Informatik	http://www.fmi.uni-leipzig.de/cms
59. Universität Mannheim	Fakultät für Wirtschaftsinformatik und Wirtschaftsmathematik	http://www.wim.uni-mannheim.de
60. Universität Osnabrück	Institut für Informatik	http://www.informatik.uni-osnabrueck.de/index.php.de
61. Universität Paderborn	Institut für Informatik	http://cs.uni-paderborn.de
62. Universität Passau	Fakultät für Informatik und Mathematik	http://www.fim.uni-passau.de
63. Universität Potsdam	Institut für Informatik und Computational Science	http://www.uni-potsdam.de/cs
64. Universität Rostock	Institut für Informatik	http://www.informatik.uni-rostock.de
65. Universität Siegen	Department Elektrotechnik und Informatik	http://www.eti.uni-siegen.de/dekanat
66. Universität Stuttgart	Fachbereich Informatik	http://www.informatik.uni-stuttgart.de
67. Universität Trier	Informatikwissenschaften	http://www.uni-trier.de/index.php?id=2069
68. Universität Ulm	Fakultät für Ingenieurwissenschaften, Informatik und Psychologie	http://www.uni-ulm.de/in/fakultaet
69. Universität zu Köln	Institut für Informatik	http://www.informatik.uni-koeln.de
70. Universität zu Lübeck	Informatik	http://www.informatik.uni-luebeck.de
71. Westfälische Wilhelms-Universität Münster	Institut für Informatik	http://www.uni-muenster.de/Informatik

Table A7b. Informatics institutions in Germany – Universities of Applied Sciences

<i>University of Applied Sciences</i>	<i>Website</i>
1. Fachhochschule Aachen	http://www.fh-aachen.de
2. Hochschule Aalen - Technik und Wirtschaft	http://www.hs-aalen.de
3. Hochschule Albstadt-Sigmaringen	http://www.hs-albsig.de
4. Ostbayerische Technische Hochschule Amberg-Weiden	http://www.oth-aw.de
5. Hochschule Anhalt	http://www.hs-anhalt.de
6. Hochschule für angewandte Wissenschaften Ansbach	http://www.hs-ansbach.de
7. Hochschule Aschaffenburg	http://www.h-ab.de
8. Hochschule für angewandte Wissenschaften Augsburg	http://www.hs-augsburg.de
9. Internationale Hochschule Bad Honnef - Bonn (IUBH School of Business and Management)	http://www.iubh.de
10. bbw Hochschule	http://www.bbw-hochschule.de
11. Beuth Hochschule für Technik Berlin	http://www.beuth-hochschule.de
12. Design akademie berlin - SRH Hochschule für Kommunikation und Design	http://www.design-akademie-berlin.de
13. Hochschule für Technik und Wirtschaft Berlin	http://www.htw-berlin.de
14. Hochschule für Wirtschaft und Recht Berlin	http://www.hwr-berlin.de
15. Hochschule für Wirtschaft, Technik und Kultur (HWTK)	http://www.hwtk.de
16. Mediadesign Hochschule für Design und Informatik	http://www.mediadesign.de
17. Fachhochschule Bielefeld	http://www.fh-bielefeld.de
18. Fachhochschule des Mittelstandes (FHM)	http://www.fhm-mittelstand.de
19. Technische Hochschule Bingen ³⁵	http://www.th-bingen.de
20. Hochschule Bochum	http://www.hochschule-bochum.de
21. Technische Hochschule Georg Agricola zu Bochum ³⁵	https://www.thga.de
22. Hochschule Bonn-Rhein-Sieg	http://www.h-brs.de
23. Technische Hochschule Brandenburg ³⁵	http://www.th-brandenburg.de
24. Hochschule Bremen	http://www.hs-bremen.de
25. Hochschule Bremerhaven	http://www.hs-bremerhaven.de
26. Europäische Fachhochschule Rhein/Erft	http://www.eufh.de
27. Hochschule für angewandte Wissenschaften Coburg	http://www.hs-coburg.de
28. Wilhelm Büchner Hochschule - Private Fernhochschule Darmstadt	http://www.wb-fernstudium.de
29. Hochschule Darmstadt	http://www.h-da.de
30. Technische Hochschule Deggendorf	http://www.th-deg.de
31. Fachhochschule Dortmund	http://www.fh-dortmund.de
32. Hochschule für Technik und Wirtschaft Dresden	http://www.htw-dresden.de
33. Fachhochschule Dresden	http://www.fh-dresden.eu
34. Hochschule Düsseldorf ³⁵	http://www.hs-duesseldorf.de
35. Nordakademie Hochschule der Wirtschaft	http://www.nordakademie.de
36. Hochschule Emden/Leer	http://www.hs-emden-leer.de
37. Fachhochschule Erfurt	http://www.fh-erfurt.de
38. FOM Hochschule für Oekonomie & Management	http://www.fom.de
39. Hochschule Esslingen	http://www.hs-esslingen.de
40. Hochschule Flensburg ³⁵	http://hs-flensburg.de
41. Frankfurt University of Applied Sciences	http://www.frankfurt-university.de
42. Provadis School of International Management and Technology	http://www.provadis-hochschule.de
43. Hochschule für Kunst, Design und Populäre Musik Freiburg	http://www.hkdm.de
44. Hochschule Fulda	http://www.hs-fulda.de

³⁵ The previous name *Fachhochschule/ Technische Fachhochschule* was replaced by the current one – *Hochschule/ Technische Hochschule*. The renaming does not lead to any change in the institution's profile, they are still equivalent to Universities of Applied Sciences (*Fachhochschulen* or *Hochschulen für angewandte Wissenschaften*).

45. Hochschule Furtwangen - Informatik, Technik, Wirtschaft, Medien, Gesundheit	http://www.hs-furtwangen.de
46. Europäische Fernhochschule Hamburg	http://www.euro-fh.de
47. Hochschule für angewandte Wissenschaften Hamburg	http://www.haw-hamburg.de
48. HSBA Hamburg School of Business Administration	http://www.hsba.de
49. NBS Northern Business School - Hochschule für Management und Sicherheit	http://www.nbs.de
50. Hochschule Hamm-Lippstadt	http://www.hshl.de
51. Fachhochschule für die Wirtschaft Hannover	http://www.fhdw-hannover.de
52. Hochschule Hannover	http://www.hs-hannover.de
53. Leibniz-Fachhochschule	http://www.leibniz-fh.de
54. Hochschule Harz, Hochschule für angewandte Wissenschaften	http://www.hs-harz.de
55. SRH Hochschule Heidelberg	http://www.hochschule-heidelberg.de
56. Hochschule Heilbronn, Technik, Wirtschaft, Informatik	http://www.hs-heilbronn.de
57. Hochschule für angewandte Wissenschaft und Kunst, HAWK Hildesheim/Holzminden/Göttingen	http://www.hawk-hhg.de
58. Hochschule Hof	http://www.hof-university.de
59. Hochschule Fresenius	http://www.hs-fresenius.de
60. Technische Hochschule Ingolstadt	http://www.thi.de
61. nta Naturwissenschaftlich-Technische Akademie Prof. Dr. Grübler gGmbH, Isny	http://www.nta-isny.de
62. Ernst-Abbe-Hochschule Jena ³⁵	http://www.eah-jena.de
63. Hochschule Kaiserslautern ³⁵	http://www.hs-kl.de
64. Hochschule Karlsruhe - Technik und Wirtschaft	http://www.hs-karlsruhe.de
65. Hochschule für angewandte Wissenschaften Kempten	http://www.hochschule-kempten.de
66. Fachhochschule Kiel	http://www.fh-kiel.de
67. Hochschule Koblenz	http://www.hs-koblenz.de
68. Technische Hochschule Köln ³⁵	http://www.th-koeln.de
69. Rheinische Fachhochschule Köln	http://www.rfh-koeln.de
70. Hochschule Konstanz Technik, Wirtschaft und Gestaltung	http://www.htwg-konstanz.de
71. AKAD Hochschule Stuttgart (Akad University)	http://www.akad.de
72. Hochschule Landshut - Hochschule für angewandte Wissenschaften	http://www.haw-landshut.de
73. Hochschule für Telekommunikation Leipzig	http://www.hft-leipzig.de
74. Hochschule für Technik, Wirtschaft und Kultur Leipzig	http://www.htwk-leipzig.de
75. Fachhochschule Lübeck	http://www.fh-luebeck.de
76. Hochschule Ludwigshafen am Rhein	http://www.hs-lu.de
77. Hochschule Magdeburg-Stendal	http://www.hs-magdeburg.de
78. Hochschule Mainz ³⁵	http://www.hs-mainz.de
79. Hochschule Mannheim	http://www.hs-mannheim.de
80. Hochschule der Wirtschaft für Management	http://www.hdwm.eu
81. Hochschule Merseburg	http://www.hs-merseburg.de
82. Technische Hochschule Mittelhessen - THM	http://www.thm.de
83. Hochschule Mittweida	http://www.hs-mittweida.de
84. Hochschule für angewandte Wissenschaften München	http://www.hm.edu
85. Fachhochschule Münster	http://www.fh-muenster.de/index.php
86. Hochschule für angewandte Wissenschaften Neu-Ulm (HNU)	http://www.hs-neu-ulm.de
87. Hochschule Niederrhein	http://www.hs-niederrhein.de
88. Hochschule Nordhausen ³⁵	http://www.hs-nordhausen.de
89. DIPLOMA Private Staatlich anerkannte Hochschule	http://www.diploma.de
90. Technische Hochschule Nürnberg Georg Simon Ohm	http://www.th-nuernberg.de
91. Hochschule für Technik, Wirtschaft und Medien Offenburg	http://www.hs-offenburg.de

92. Hochschule Osnabrück	http://www.hs-osnabrueck.de
93. Hochschule Braunschweig/Wolfenbüttel, Ostfalia Hochschule für angewandte Wissenschaften	http://www.ostfalia.de
94. Hochschule Ostwestfalen-Lippe	http://www.hs-owl.de
95. Fachhochschule der Wirtschaft	http://www.fhdw.de
96. Hochschule Pforzheim - Gestaltung, Technik, Wirtschaft und Recht	http://www.hs-pforzheim.de
97. Hochschule Ravensburg-Weingarten	http://www.hs-weingarten.de
98. Ostbayerische Technische Hochschule Regensburg	http://www.oth-regensburg.de
99. Hochschule Reutlingen	http://www.reutlingen-university.de
100. Hochschule RheinMain	http://www.hs-rm.de
101. Hochschule Rhein-Waal	http://www.hochschule-rhein-waal.de
102. Hochschule Rosenheim	http://www.fh-rosenheim.de
103. Hochschule Ruhr West	http://www.hochschule-ruhr-west.de
104. Hochschule für Technik und Wirtschaft des Saarlandes	http://www.htwsaar.de
105. Hochschule Schmalkalden ³⁵	http://www.hs-schmalkalden.de
106. Hochschule Stralsund ³⁵	http://www.hochschule-stralsund.de
107. Duale Hochschule Baden-Württemberg	http://www.dhbw.de
108. Hochschule für Technik Stuttgart	http://www.hft-stuttgart.de
109. Hochschule der Medien Stuttgart	http://www.hdm-stuttgart.de
110. Fachhochschule Südwestfalen	http://www.fh-swf.de
111. Hochschule Trier	http://www.hochschule-trier.de
112. Hochschule Ulm Technik, Informatik und Medien	http://www.hs-ulm.de
113. Private Hochschule für Wirtschaft und Technik Vechta/Diepholz/Oldenburg ³⁵	http://www.phwt.de
114. Fachhochschule Wedel	http://www.fh-wedel.de
115. Hochschule Weihenstephan-Triesdorf	http://www.hswt.de
116. Hochschule Weserbergland	http://www.hsw-hameln.de
117. Westfälische Hochschule Gelsenkirchen, Bocholt, Recklinghausen	http://www.w-hs.de
118. Fachhochschule Westküste, Hochschule für Wirtschaft und Technik	http://www.fh-westkueste.de
119. Technische Hochschule Wildau	http://www.th-wildau.de
120. Jade Hochschule - Wilhelmshaven/Oldenburg/Elsfleth	http://www.jade-hs.de
121. Hochschule Wismar - University of Applied Sciences: Technology, Business and Design	http://www.hs-wismar.de
122. Hochschule Worms ³⁵	http://www.hs-worms.de
123. Hochschule für angewandte Wissenschaften Würzburg-Schweinfurt	http://www.fhws.de
124. Hochschule Zittau/Görlitz	http://www.hszg.de
125. Westsächsische Hochschule Zwickau	http://www.fh-zwickau.de

Table A8. Informatics institutions in Greece

	University	Department/Faculty/School/Institute	Web site
1.	Αριστοτέλειο Πανεπιστήμιο Θεσσαλονίκης (Aristotle University of Thessaloniki)	Τμήμα Πληροφορικής (School of Informatics)	http://www.csd.auth.gr
2.	Αριστοτέλειο Πανεπιστήμιο Θεσσαλονίκης (Aristotle University of Thessaloniki)	Τμήμα Ηλεκτρολόγων Μηχανικών και Μηχανικών Υπολογιστών (School of Electrical & Computer Engineering)	http://ee.auth.gr
3.	Δημοκρίτειο Πανεπιστήμιο Θράκης (Democritus University of Thrace)	Τμήμα Ηλεκτρολόγων Μηχανικών και Μηχανικών Υπολογιστών (Department of Electrical and Computer Engineering)	http://www.ee.duth.gr/en
4.	Εθνικό και Καποδιστριακό Πανεπιστήμιο Αθηνών (National and Kapodistrian University of Athens)	Τμήμα Πληροφορικής και Τηλεπικοινωνιών (Department of Informatics & Telecommunications)	http://www.di.uoa.gr
5.	Εθνικό Μετσόβειο Πολυτεχνείο (National Technical University of Athens)	Σχολή Ηλεκτρολόγων Μηχανικών και Μηχανικών Υπολογιστών (School of Electrical and Computer Engineering)	http://www.ece.ntua.gr
6.	Ελληνικό Ανοικτό Πανεπιστήμιο (Hellenic Open University)	Τμήμα Πληροφορικής	http://www.eap.gr
7.	Οικονομικό Πανεπιστήμιο Αθηνών (Athens University of Economics and Business)	Τμήμα Πληροφορικής (Department of Informatics)	http://www.cs.aueb.gr
8.	Πανεπιστήμιο Αιγαίου (University of Aegean)	Τμήμα Μηχανικών Πληροφοριακών και Επικοινωνιακών Συστημάτων (Department of Information & Communication Systems Engineering)	http://www.icsd.aegean.gr
9.	Πανεπιστήμιο Δυτικής Μακεδονίας (University of Western Macedonia)	Τμήμα Μηχανικών Πληροφορικής και Τηλεπικοινωνιών (Department of Informatics & Telecommunications Engineering)	http://icte.uowm.gr
10.	Πανεπιστήμιο Θεσσαλίας (University of Thessaly)	Τμήμα Ηλεκτρολόγων Μηχανικών και Μηχανικών Υπολογιστών (Department of Electrical and Computer Engineering)	http://www.e-ce.uth.gr
11.	Πανεπιστήμιο Θεσσαλίας (University of Thessaly)	Τμήμα Πληροφορικής με Εφαρμογές στην Βιοϊατρική (Department of Computer Science and Biomedical Informatics)	http://www.dib.uth.gr
12.	Πανεπιστήμιο Θεσσαλίας (University of Thessaly)	Τμήμα Πληροφορικής (Department of Computer Science)	http://www.cs.uth.gr/index.php/en
13.	Πανεπιστήμιο Ιονίου (Ionian University)	Τμήμα Πληροφορικής (Department of Informatics)	http://di.ionio.gr/en
14.	Πανεπιστήμιο Ιωαννίνων (University of Ioannina)	Τμήμα Μηχανικών Η/Υ και Πληροφορικής (Department of Computer Science & Engineering)	http://www.cs.uoi.gr
15.	Πανεπιστήμιο Κρήτης (University of Crete)	Τμήμα Επιστήμης Υπολογιστών (Department of Computer Science)	http://www.csd.uoc.gr
16.	Πανεπιστήμιο Μακεδονίας (University of Macedonia)	Τμήμα Εφαρμοσμένης Πληροφορικής (Department of Applied Informatics)	http://www.uom.gr/index.php?tmima=6&categorymenu=2
17.	Πανεπιστήμιο Πατρών (University of Patras)	Τμήμα Μηχανικών Η/Υ και Πληροφορικής (Department of Computer Engineering & Informatics)	https://www.ceid.upatras.gr
18.	Πανεπιστήμιο Πατρών (University of Patras)	Τμήμα Ηλεκτρολόγων Μηχανικών & Τεχνολογίας Υπολογιστών (Department of Electrical and Computer Engineering)	http://www.ece.upatras.gr
19.	Πανεπιστήμιο Πειραιώς (University of Piraeus)	Τμήμα Πληροφορικής (Department of Informatics)	http://www.cs.unipi.gr/index.php?lang=en
20.	Πανεπιστήμιο Πειραιώς (University of Piraeus)	Τμήμα Ψηφιακών Συστημάτων (Department of Digital Systems)	http://www.unipi.gr/unipi/en/psif-home.html
21.	Πολυτεχνείο Κρήτης (Technical University of Crete)	Σχολής Ηλεκτρολόγων Μηχανικών & Μηχανικών Υπολογιστών (School of Electrical & Computer Engineering)	http://www.ece.tuc.gr/index.php?id=4101
22.	Χαροκόπειο Πανεπιστήμιο (Harokopio University)	Τμήμα Πληροφορικής και Τηλεματικής (Department of Informatics and Telematics)	http://www.dit.hua.gr/index.php/en

23. Πανεπιστημίου Πελοποννήσου (University of the Peloponnese)	Τμήμα Πληροφορικής και Τηλεπικοινωνιών (Department of Informatics and Telecommunications)	http://dit.uop.gr
---	---	---

Table A9a. Informatics institutions in Ireland - Universities

<i>University</i>	<i>Department/Faculty/School/Institute</i>	<i>Website</i>
1. University College Dublin	School of Computer Science	http://www.cs.ucd.ie
2. University College Cork	Department of Computer Science	http://www.ucc.ie/en/compsci
3. National University of Ireland, Galway	College of Engineering and Informatics	http://www.nuigalway.ie/engineering-informatics
4. National University of Ireland, Maynooth	Department of Computer Science	http://www.nuim.ie/computer-science
5. University of Limerick	Department of Computer Science & Information Systems	http://ulsites.ul.ie/csis
6. Trinity College, Dublin	School of Computer Science & Statistics (SCSS)	http://www.scss.tcd.ie
7. Dublin City University	School of Computing	http://www.dcu.ie/computing/index.shtml

Table A9b. Informatics institutions in Ireland – Institutes of Technology

<i>Institute of Technology</i>	<i>Department/Faculty/School/Institute</i>	<i>Website</i>
1. Dublin Institute of Technology	School of Computing	http://www.dit.ie/computing
2. Athlone Institute of Technology	Department of Electronics & Informatics	http://www.ait.ie/faculties/departments/electronics-computer-software
3. Cork Institute of Technology	Department of Computer Science	http://cs.cit.ie/index.cfm
4. Dundalk Institute of Technology	Department of Computing and Mathematics	http://www.dkit.ie/informatics-creative-arts/computing-science-mathematics
5. Dun Laoghaire Institute of Art, Design and Technology	Faculty of Film, Art & Creative Technologies	http://www.iadt.ie/about/faculties-schools/faculty-of-film-art-creative-technologies
6. Galway-Mayo Institute of Technology	Department of Mathematics and Computing	http://www.gmit.ie/computing/department-mathematics-and-computing
7. Institute of Technology, Blanchardstown	Computing	http://www.itb.ie/StudyatITB/computing.html
8. Institute of Technology, Carlow	Computing & Networking	http://www.itcarlow.ie/study-at-itc/science/computing-networking.htm
9. Institute of Technology, Sligo	School of Engineering and Design	http://www.itsligo.ie
10. Institute of Technology, Tallaght	Department of Computing	http://www.it-tallaght.ie/departmentofcomputing
11. Institute of Technology, Tralee	Department of Computing	http://www.ittralee.ie/en/InformationAbout/Courses/SchoolofBusinessComputingandHumanities/Computing
12. Letterkenny Institute of Technology	Computing	http://www.lyit.ie/full-timecourses/computing
13. Limerick Institute of Technology	Department of Information Technology	http://www.lit.ie/ASET/IT/default.aspx
14. Limerick Institute of Technology Tipperary	Department of Technology	http://www.lit.ie/Tipperary/Technology/default.aspx
15. Waterford Institute of Technology	Department of Computing and Mathematics	http://www.wit.ie/schools/science/department_of_computing_maths

Table A10. Informatics institutions in Italy

<i>University</i>	<i>Department/Faculty/School/Institute</i>	<i>Website</i>
1. Politecnico di Bari	Dipartimento di Ingegneria Elettrica e dell'Informazione	http://www-dee.poliba.it/DEI-it/index.html
2. Università degli Studi di Bari "Aldo Moro"	Dipartimento di Informatica	http://www.uniba.it/ricerca/dipartimenti/informatica
3. Università degli Studi della Basilicata	Dipartimento di Matematica, Informatica ed Economia	http://dimie.unibas.it/site/home.html
4. Alma Mater Studiorum – Università di Bologna	Dipartimento di Informatica – Scienza e Ingegneria	http://www.cse.unibo.it
5. Libera Università di Bolzano	Facoltà di Scienze e Tecnologie Informatiche	http://www.unibz.it/it/faculties/computer-science
6. Università degli Studi di Brescia	Dipartimento di Ingegneria dell'Informazione	http://www.unibs.it/dipartimenti/ingegneria-della-informazione
7. Università degli Studi di Cagliari	Dipartimento di Matematica e Informatica	http://dipartimenti.unica.it/matematicaeinformatica/
8. Università degli Studi di Cagliari	Dipartimento di Ingegneria Elettrica e Elettronica	http://dipartimenti.unica.it/ingegneriaelettricaedelettronica
9. Università della Calabria	Dipartimento di Ingegneria Informatica, Modellistica, Elettronica e Sistemistica	http://www.dimes.unical.it
10. Università della Calabria	Dipartimento di Matematica e Informatica	http://www.mat.unical.it
11. Università degli Studi di Cassino e del Lazio Meridionale	Dipartimento di Ingegneria Elettrica e dell'Informazione "Maurizio Scarano"	http://www.dipartimenti.unicas.it/Dipartimento-di-Ingegneria-elettrica-e-dell-informazione-Maurizio-Scarano
12. Università degli Studi di Catania	Dipartimento di Ingegneria Elettrica Elettronica e Informatica	http://www.dieei.unict.it
13. Università degli Studi di Catania	Dipartimento di Matematica e Informatica	http://web.dmi.unict.it
14. Università degli Studi di Ferrara	Dipartimento di Ingegneria	http://de.unife.it
15. Università degli Studi di Ferrara	Dipartimento di Matematica e informatica	http://dmi.unife.it
16. Università degli Studi di Firenze	Dipartimento di Ingegneria dell'Informazione	http://www.dinfo.unifi.it
17. Università degli Studi di Firenze	Dipartimento di Matematica e Informatica	http://www.dimai.unifi.it
18. Università degli Studi di Firenze	Dipartimento di Statistica, Informatica, Applicazioni	http://www.disia.unifi.it
19. Università degli Studi di Genova	Dipartimento di Informatica, bioingegneria,robotica e ingegneria dei sistemi	http://www.dibris.unige.it
20. Università degli Studi dell'Insubria	Dipartimento di Scienze Teoriche e Applicate	http://informatica.dista.uninsubria.it
21. Università degli Studi de L'aquila	Dipartimento di Ingegneria e Scienze dell'Informazione e Matematica	http://www.disim.univaq.it
22. Università degli Studi de L'aquila	Dipartimento di Ingegneria Industriale e dell'Informazione e di Economia	http://www.diiie.univaq.it
23. IMT School for Advanced Studies Lucca	Computer Science and Applications	http://www.imtlucca.it
24. Università degli Studi di Messina	Dipartimento di Scienze Matematiche, Scienze Fisiche e Scienze della Terra	http://www.unime.it/it/dipartimenti/mift

25. Politecnico di Milano	Dipartimento di Elettronica, Informazione e Bioingegneria	http://www.deib.polimi.it
26. Università degli Studi di Milano	Dipartimento di Informatica	http://www.di.unimi.it
27. Università degli Studi di Milano-Bicocca	Dipartimento di Informatica, Sistemistica e Comunicazione	http://www.disco.unimib.it
28. Università Politecnica delle Marche	Dipartimento di Ingegneria dell'Informazione	http://www.dii.univpm.it
29. Università degli Studi di Modena e Reggio Emilia	Dipartimento di Ingegneria "Enzo Ferrari"	http://www.ingmo.unimore.it
30. Università degli Studi di Modena e Reggio Emilia	Dipartimento di Scienze fisiche, informatiche e matematiche	http://www.fim.unimore.it
31. Università degli Studi di Napoli "Federico II"	Dipartimento di Ingegneria Elettrica e delle Tecnologie dell'Informazione	http://www.diets.unina.it
32. Seconda Università degli Studi di Napoli	Dipartimento di Ingegneria Industriale e dell'Informazione	http://www.diii.unina2.it
33. Università degli Studi di Napoli "Parthenope"	Dipartimento di Scienze e Tecnologie	http://informatica.uniparthenope.it
34. Università degli Studi di Padova	Dipartimento di Ingegneria dell'Informazione	http://www.dei.unipd.it
35. Università degli Studi di Padova	Dipartimento di Matematica	http://informatica.math.unipd.it/
36. Università degli Studi di Palermo	Dipartimento dell'Innovazione Industriale e Digitale (DIID) - Ingegneria Chimica, Gestionale, Informatica, Meccanica	http://www.unipa.it/dipartimenti/diid
37. Università degli Studi di Palermo	Dipartimento di Matematica e Informatica	http://portale.unipa.it/dipartimenti/dimatematicaeinformatica
38. Università degli Studi di Parma	Dipartimento di Ingegneria e Architettura	http://dia.unipr.it
39. Università degli Studi di Parma	Dipartimento di Scienze Matematiche, Fisiche e Informatiche	http://smfi.unipr.it
40. Università degli Studi di Pavia	Dipartimento di Ingegneria Industriale e dell'Informazione	http://iii.unipv.it
41. Università degli Studi di Perugia	Dipartimento di Ingegneria	http://ing.unipg.it/en/areas/computer-engineering
42. Università degli Studi di Perugia	Dipartimento di Matematica e Informatica	http://dmi.unipg.it
43. Università degli Studi del Piemonte Orientale "Amedeo Avogadro"	Dipartimento di Scienze e Innovazione Tecnologica – Istituto di Informatica	http://www.di.unipmn.it
44. Università di Pisa	Dipartimento di Informatica	http://www.di.unipi.it
45. Università di Pisa	Dipartimento di Ingegneria dell'Informazione	http://ce.iet.unipi.it
46. Università degli Studi "Mediterranea" di Reggio Calabria	Dipartimento di Ingegneria dell'Informazione, delle Infrastrutture e dell'Energia Sostenibile	http://www.diies.unirc.it
47. Sapienza – Università di Roma	Dipartimento di Informatica	http://www.di.uniroma1.it
48. Sapienza – Università di Roma	Dipartimento di Ingegneria Informatica, Automatica e Gestionale "Antonio Ruberti"	http://www.diag.uniroma1.it
49. Università degli Studi di	Dipartimento di Ingegneria Civile e	http://www.dici.uniroma2.it

Roma "Tor Vergata"	Ingegneria Informatica	
50. Università degli Studi di Roma "Tor Vergata"	Dipartimento di Ingegneria dell'Impresa	http://www.uniroma2.it
51. Università degli Studi di Roma "Roma Tre"	Dipartimento di Ingegneria	http://ingegneria.uniroma3.it
52. Università degli Studi del Salento	Dipartimento di Ingegneria dell'Innovazione	http://www.dii.unisalento.it
53. Università degli Studi di Salerno	Dipartimento di Informatica	http://www.di.unisa.it
54. Università degli Studi di Salerno	Dipartimento di Ingegneria dell'Informazione, Ingegneria Elettrica e Matematica Applicata	http://www.diem.unisa.it
55. Università degli Studi di Salerno	Dipartimento di Scienze Aziendali (Management & Innovation Systems)	http://www.disa.unisa.it
56. Università degli Studi di Siena	Dipartimento di Ingegneria dell'Informazione e Scienze Matematiche	http://www.unisi.it/dipartimenti/dipartimento-ingegneria-dell%E2%80%99informazione-e-scienze-matematiche
57. Politecnico di Torino	Dipartimento di Automatica e Informatica	http://www.dauin.polito.it
58. Università degli Studi di Torino	Dipartimento di Informatica	http://www.educ.di.unito.it
59. Università degli Studi di Trento	Dipartimento di Ingegneria e Scienza dell'Informazione	http://disi.unitn.it
60. Università degli Studi di Trieste	Dipartimento di Ingegneria e Architettura	http://dia.units.it
61. Università degli Studi di Udine	Dipartimento di Scienze Matematiche, Informatiche e Fisiche	http://www.dimi.uniud.it
62. Università degli Studi di Urbino	Dipartimento di Scienze Pure e Applicate – Scuola di Scienze, Tecnologie e Filosofia dell'Informazione	http://informatica.uniurb.it
63. Università "Cà Foscari" Venezia	Dipartimento di Scienze Ambientali, Informatica e Statistica	http://www.unive.it/dais
64. Università degli Studi di Verona	Dipartimento di Informatica	http://www.di.univr.it

Table A11. Informatics institutions in Latvia

University	Department/Faculty/School/Institute	Website
1. Rīgas Tehniskā universitāte	Datorzinātnes un informācijas tehnoloģijas fakultāte (Faculty of Computer Science and Information Technology)	http://www.ditf.rtu.lv
2. Rīgas Tehniskā universitāte	Elektronikas un telekomunikāciju fakultāte (Faculty of Electronics and Telecommunications)	http://www.etf.rtu.lv
3. Latvijas Universitāte	Datorikas fakultāte (Faculty of Computer Science)	http://www.df.lu.lv
4. Latvijas Lauksaimniecības universitāte	Informācijas tehnoloģiju fakultāte (Faculty of Information Technologies)	http://www.itf.ltu.lv
5. Daugavpils Universitāte	Dabaszinātņu un matemātikas fakultāte (Faculty of Natural Sciences and Mathematics)	http://du.lv/fakultates/dabaszinatnu-un-matematikas-fakultate
6. Liepājas Universitāte	Dabas un inženierzinātņu fakultāte (Faculty of Science and Engineering)	http://dif.liepu.lv
7. Transporta un sakaru institūts	Datorzinātņu un telekomunikāciju fakultāte (Faculty of Computer Science and Telecommunication)	http://www.tsi.lv/lv/content/datorzinatnu-un-telekomunikaciju-fakultate
8. Ventspils Augstskola	Informācijas tehnoloģiju fakultāte (Faculty of Information Technologies)	http://venta.lv/studijas/informacijas-tehnologiju-fakultate/studiju-informacija
9. Vidzemes Augstskola	Inženierzinātņu fakultāte (Faculty of Engineering)	http://2017.va.lv/lv/pasniedziji/52
10. Rēzeknes Augstskola	Inženieru fakultāte (Faculty of Engineering)	http://www.ru.lv/fakultates/inzenieru-fakultate
11. Informācijas sistēmu menedžmenta augstskola	Dabas zinātņu un datoru tehnoloģiju katedra (Department of Natural Sciences and Information Technologies)	http://www.isma.lv
12. Baltijas Starptautiskā akadēmija	-	http://bsa.edu.lv
13. Ekonomikas un kultūras augstskola	-	http://www.eka.edu.lv

Table 12a. Informatics institutions in Lithuania – Universities

<i>University</i>	<i>Department/Faculty/School/Institute</i>	<i>Website</i>
1. Kauno technologijos universitetas	Informatikos fakultetas (Faculty of Informatics)	https://fi.ktu.edu
2. Kazimiero Simonavičiaus universitetas	Interneto inžinerijos katedra (Internet Engineering Department)	http://www.ksu.lt/en/departments/department-internet-engineering
3. Klaipėdos universitetas	Informatikos ir statistikos katedra (Department of Informatics and Statistics)	https://www.ku.lt/itgmf/en/fakultetas/struktura/akademiniai-padaliniai/informatikos-ir-statistikos-katedra
4. Lietuvos edukologijos universitetas	Matematikos, informatikos ir fizikos katedra (Department of Mathematics, Informatics and Physics)	http://leu.lt/en/structure/faculties-and-institutes/faculty-of-science/department-of-mathematics/all.html
5. Mykolo Romerio universitetas	Ekonomikos ir verslo fakultetas (Faculty of Economics and Business)	https://www.mruni.eu/en/university/faculties/ekonomikos_fakultetas
6. Vilniaus Gedimino technikos universitetas	Fundamentinių mokslų fakultetas (Faculty of Fundamental Sciences)	https://www.vgtu.lt/fundamental-sciences/6593?lang=2
7. Vilniaus universitetas	Matematikos ir Informatikos fakultetas (Faculty of Mathematics and Informatics)	http://mif.vu.lt/lt3/en
8. Vilniaus universitetas Kauno fakultetas	Socialinių mokslų ir taikomosios informatikos institutas (Institute of Social Sciences and Applied Informatics)	http://www.knf.vu.lt/en/about-the-faculty/structure/institutes/institute-of-economics-finance-and-management#contacts
9. Vytauto Didžiojo universitetas	Informatikos fakultetas (Faculty of Informatics)	http://if.vdu.lt/en

Table A12b. Informatics institutions in Lithuania – Universities of Applied Sciences (Colleges)

<i>University of Applied Sciences</i>	<i>Website</i>
1. Kauno kolegija	http://www.kaunokolegija.lt/en
2. Klaipėdos valstybinė kolegija	https://www.kvk.lt/en
3. Lietuvos verslo kolegija	https://www.ltvk.lt/en
4. Panevėžio kolegija	http://panko.lt/en
5. Socialinių mokslų kolegija	https://www.smk.lt/en
6. Vilniaus kolegija	https://en.viko.lt
7. Vilniaus kooperacijos kolegija	http://www.vkk.lt/en
8. Vilniaus verslo kolegija	http://www.kolegija.lt/en

Table A13a. Informatics institutions in the Netherlands – Universities

<i>University</i>	<i>Department/Faculty/School/Institute</i>	<i>Website</i>
1. Radboud Universiteit Nijmegen	Onderwijsinstituut voor Informatica en Informatiekunde (Institute for Computing Science & Information Sciences)	http://www.ru.nl/fnwi/faculteit/organisatie/onderwijsinstututen/onderwijsinstuut-icis
2. Rijksuniversiteit Groningen	Johann Bernoulli instituut (Johann Bernoulli Institute for Mathematics and Computer Science)	http://www.rug.nl/research/jbi
3. Technische Universiteit Delft	Faculteit Elektrotechniek, Wiskunde en Informatica (Faculty of Electrical Engineering, Mathematics & Computer Science)	http://www.tudelft.nl/en/eemcs
4. Technische Universiteit Eindhoven (TU/e)	Faculteit Wiskunde en Informatica (Department of Mathematics and Computer Science)	http://www.tue.nl/universiteit/faculteiten/wiskunde-informatica
5. Universiteit Leiden	Leiden Institute of Advanced Computer Science	http://liacs.leidenuniv.nl
6. Universiteit Maastricht	Department of Data Science and Knowledge Engineering	http://www.maastrichtuniversity.nl/about-um/faculties/humanities-and-sciences/fhs-departments/department-data-science-and-knowledge-3
7. Universiteit Twente	Faculteit Elektrotechniek, Wiskunde en Informatica (Faculty of Electrical Engineering, Mathematics & Computer Science)	http://www.utwente.nl/en/eemcs
8. Universiteit Utrecht	Departement Informatica (Department of Information and Computing Sciences)	http://www.uu.nl/en/organisation/department-of-information-and-computing-sciences
9. Universiteit van Amsterdam	Instituut voor Informatica (Informatics Institute)	http://ivi.uva.nl
10. VU Vrije Universiteit Amsterdam	Department of Computer Sciences	http://www.cs.vu.nl/en/index.asp

Table A13b. Informatics institutions in the Netherlands – Universities of Applied Sciences

<i>University of Applied Science</i>	<i>Website</i>
1. Avans Hogeschool	http://www.avans.nl
2. De Haagse Hogeschool	http://www.hhs.nl
3. Fontys Hogescholen	http://www.fontys.nl
4. Hanzehogeschool Groningen	http://www.hanze.nl
5. Hogeschool Inholland	http://www.inholland.nl
6. Hogeschool Leiden	http://www.hsleiden.nl
7. Hogeschool Rotterdam	http://www.hogeschoolrotterdam.nl
8. Hogeschool Utrecht	http://www.hu.nl
9. Hogeschool van Amsterdam	http://www.hva.nl
10. Hogeschool van Arnhem en Nijmegen	http://www.han.nl
11. Hogeschool Windesheim	http://www.windesheim.nl
12. Hogeschool Windesheim Flevoland	http://www.windesheimflevoland.nl
13. Hogeschool Zeeland	http://www.hz.nl
14. Hogeschool Zuyd	http://www.zuyd.nl
15. NHL Stenden Hogeschool ³⁶	http://www.nhlstenden.com
16. Saxion Hogescholen	http://www.saxion.nl

³⁶ Stenden Hogeschool and Noordelijke Hogeschool Leeuwarden are merging. Starting from September 2018, they will offer joint study programs as NHL Stenden Hogeschool

Table A14. Informatics institutions in Poland

<i>Higher Education Institution</i>	<i>Department/Faculty/School/Institute</i>	<i>Website</i>
1. Katolicki Uniwersytet Lubelski Jana Pawła II	Instytut Matematyki i Informatyki	http://www.kul.pl/institute-of-mathematics-and-computer-science,2141.html
2. Uniwersytet w Białymstoku	Instytut Informatyki	http://ii.uwb.edu.pl/index2.php
3. Uniwersytet Kazimierza Wielkiego w Bydgoszczy	Instytut Techniki	http://www.technika.ukw.edu.pl/jednostka/instytut_techniki
4. Uniwersytet Kazimierza Wielkiego w Bydgoszczy	Instytut Mechaniki i Informatyki Stosowanej	http://www.imis.ukw.edu.pl/jednostka/instytut_mechaniki_i_informatyki_stosowanej
5. Uniwersytet Gdański	Instytut Informatyki	https://inf.ug.edu.pl
6. Uniwersytet Gdański	Katedra Informatyki Ekonomicznej	http://www.wzr.ug.edu.pl/kie
7. Uniwersytet Śląski w Katowicach	Instytut Informatyki	http://ii.us.edu.pl
8. Uniwersytet Jagielloński w Krakowie	Wydział Fizyki, Astronomii i Informatyki Stosowanej	http://www.fais.uj.edu.pl/en_GB/start-en
9. Uniwersytet Jagielloński w Krakowie	Wydział Matematyki i Informatyki	http://www.matinf.uj.edu.pl/en_GB/
10. Uniwersytet Marii Curie-Skłodowskiej w Lublinie	Instytut Informatyki	http://informatyka.umcs.lublin.pl/GFMainPage.php
11. Uniwersytet Łódzki	Wydział Matematyki i Informatyki	http://en.math.uni.lodz.pl/en/welcome/
12. Uniwersytet Łódzki	Wydział Fizyki i Informatyki Stosowanej	https://wfiis.uni.lodz.pl/wfis-main/?lang=en
13. Uniwersytet Opolski	Instytut Matematyki i Informatyki	http://informatyka.wmfi.uni.opole.pl/
14. Uniwersytet im. Adama Mickiewicza w Poznaniu	Wydział Matematyki i Informatyki	https://www.wmi.amu.edu.pl/en
15. Uniwersytet im. Adama Mickiewicza w Poznaniu	Zakład Informatyki Stosowanej	http://www.staff.amu.edu.pl/~zis/en/index.html
16. Uniwersytet Szczeciński	Instytut Informatyki w Zarządzaniu	http://iiwz.wneiz.pl/?lang=en
17. Uniwersytet Mikołaja Kopernika w Toruniu	Wydział Matematyki i Informatyki	http://www.mat.umk.pl/en/web/en/home
18. Uniwersytet Mikołaja Kopernika w Toruniu	Katedra Informatyki Stosowanej	http://www.is.umk.pl/en/main
19. Uniwersytet Jana Kochanowskiego w Kielcach	Zakład Informatyki	http://www.ujk.edu.pl/ifiz/en/index.php?page=departments&option=informatics
20. Uniwersytet Warmińsko-Mazurski w Olsztynie	Wydział Matematyki i Informatyki	http://wmii.uwm.edu.pl/en
21. Uniwersytet Warszawski	Instytut Informatyki	https://www.mimuw.edu.pl/struktura/10020000
22. Uniwersytet Warszawski	Katedra Systemów Informatycznych Zarządzania	http://www.wz.uw.edu.pl/wydzial/struktura/katedry-zaklady-pracownie-i-centra/katedra-systemow-informacyjnych-zarzadzania/sklad
23. Uniwersytet Wrocławski	Instytut Informatyki	http://www.ii.uni.wroc.pl
24. Uniwersytet Kardynała Stefana Wyszyńskiego w Warszawie	Instytut Informatyki	http://www.wmp.uksw.edu.pl/pl/node/48
25. Uniwersytet Rzeszowski	Katedra Informatyki	http://www.ur.edu.pl/wydzialy/matematyczno-przyrodniczy/jednostki-organizacyjne/katedra-informatyki
26. Uniwersytet Rzeszowski	Katedra Inżynierii Komputerowej	http://www.ur.edu.pl/wydzialy/matematyczno-przyrodniczy/jednostki-organizacyjne/katedra-inzynierii-komputerowej
27. Uniwersytet Zielonogórski	Wydział Informatyki, Elektrotechniki i Automatyki	https://www.wiea.uz.zgora.pl/index.php

28. Uniwersytet Zielonogórski	Wydział Matematyki, Informatyki i Ekonometrii	http://www.wmie.uz.zgora.pl/en
29. Polsko-Japońska Akademia Technik Komputerowych	Wydział Informatyki	http://www.pja.edu.pl/en/computer-science
30. Wyższa Szkoła Informatyki Stosowanej i Zarządzania w Warszawie	Wydział Informatyki	http://www.wit.edu.pl/uczelnia/wladze-i-struktura
31. Wyższa Szkoła Informatyki Stosowanej i Zarządzania w Warszawie	Wydział Informatycznych Technik Zarządzania	http://www.wit.edu.pl/uczelnia/wladze-i-struktura
32. Wyższa Szkoła Informatyki i Umiejętności w Łodzi	Wydział Informatyki i Zarządzania	http://wsinf.edu.pl/p-51-Wydzial-Informatyki-i-Zarzadzania
33. Politechnika Białostocka	Wydział Informatyki	https://wi.pb.edu.pl/en
34. Politechnika Częstochowska	Wydział Inżynierii Mechanicznej i Informatyki	https://wimii.pcz.pl/en
35. Politechnika Częstochowska	Wydział Elektryczny	http://www.el.pcz.pl/en
36. Zachodniopomorski Uniwersytet Technologiczny w Szczecinie	Wydział Informatyki	https://www.wi.zut.edu.pl/index.php/en
37. Zachodniopomorski Uniwersytet Technologiczny w Szczecinie	Wydział Elektryczny	http://www.we.zut.edu.pl/o-wydziale
38. Politechnika Gdańska	Wydział Elektroniki, Telekomunikacji i Informatyki	https://eti.pg.edu.pl/main-menu?p_l_id=25795229&p_v_l_s_g_id=0&
39. Politechnika Śląska	Instytut Informatyki	http://inf.polsl.pl
40. Politechnika Śląska	Instytut Elektrotechniki i Informatyki	https://iei.elekt.polsl.pl
41. Politechnika Świętokrzyska	Wydział Elektrotechniki, Automatyki i Informatyki	http://weaii.tu.kielce.pl
42. Politechnika Świętokrzyska	Katedra Informatyki, Elektroniki i Elektrotechniki	http://weaii.tu.kielce.pl/weaii/o-wydziale/struktura-wydzialu/katedra-informatyki-elektroniki-i-elektrotechniki
43. Politechnika Świętokrzyska	Wydział Zarządzania i Modelowania Komputerowego	http://wzimk.tu.kielce.pl
44. Politechnika Koszalińska	Wydział Elektroniki i Informatyki	https://weii.tu.koszalin.pl
45. Akademia Górniczo-Hutnicza im. St. Staszica w Krakowie	Wydział Inżynierii Metali i Informatyki Przemysłowej	http://galaxy.uci.agh.edu.pl/~wmiim/en
46. Akademia Górniczo-Hutnicza im. St. Staszica w Krakowie	Wydział Elektrotechniki, Automatyki, Informatyki i Inżynierii Biomedycznej	http://www.eaiib.agh.edu.pl
47. Akademia Górniczo-Hutnicza im. St. Staszica w Krakowie	Wydział Informatyki, Elektroniki i Telekomunikacji	http://www.iet.agh.edu.pl
48. Akademia Górniczo-Hutnicza im. St. Staszica w Krakowie	Wydział Fizyki i Informatyki Stosowanej	http://www.fis.agh.edu.pl/indexe.html
49. Politechnika Krakowska im. Tadeusza Kościuszki	Wydział Inżynierii Elektrycznej i Komputerowej	http://www.wieik.pk.edu.pl/en
50. Politechnika Krakowska im. Tadeusza Kościuszki	Wydział Fizyki, Matematyki i Informatyki	http://www.fmi.pk.edu.pl
51. Politechnika Lubelska	Instytut Informatyki	https://cs.pollub.pl/?lang=en
52. Politechnika Lubelska	Wydział Podstaw Techniki	http://wpt.pollub.pl
53. Politechnika Łódzka	Wydział Elektrotechniki Elektroniki Informatyki i Automatyki	http://www.weeia.p.lodz.pl/en

54. Politechnika Łódzka	Wydział Fizyki Technicznej, Informatyki i Matematyki Stosowanej	http://ftims.p.lodz.pl/?lang=en
55. Politechnika Opolska	Wydział Elektrotechniki, Automatyki i Informatyki	http://we.po.opole.pl
56. Politechnika Opolska	Wydział Inżynierii Systemów Technicznych	http://wist.po.opole.pl
57. Politechnika Poznańska	Wydział Elektroniki i Telekomunikacji	http://www.et.put.poznan.pl
58. Politechnika Poznańska	Wydział Elektryczny	http://www.fee.put.poznan.pl/index.php/en
59. Politechnika Poznańska	Wydział Informatyki	http://fc.put.poznan.pl/en
60. Uniwersytet Technologiczno-Humanistyczny im. Kazimierza Pułaskiego w Radomiu	Wydział Informatyki i Matematyki	http://www.wim.uniwersytetradom.pl
61. Politechnika Rzeszowska im. Ignacego Łukasiewicza	Wydział Elektrotechniki i Informatyki	http://weii.portal.prz.edu.pl/en
62. Politechnika Warszawska	Wydział Elektroniki i Technik Informacyjnych	http://www.elka.pw.edu.pl/eng
63. Politechnika Warszawska	Wydział Elektryczny	http://www.ee.pw.edu.pl/en/studia/kierunki-studiow/informatyka
64. Politechnika Warszawska	Wydział Matematyki i Nauk Informacyjnych	http://www.mini.pw.edu.pl/tikiwiki
65. Politechnika Wrocławska	Wydział Informatyki i Zarządzania	http://wiz.pwr.edu.pl/en
66. Politechnika Wrocławska	Wydział Techniczno-Informatyczny	http://www.jelenia-gora.pwr.edu.pl
67. Politechnika Wrocławska	Wydział Elektroniki	http://weka.pwr.edu.pl/en
68. Akademia Techniczno-Humanistyczna w Bielsku-Białej	Katedra Informatyki i Automatyki	http://www.kinf.ath.bielsko.pl/en
69. Wyższa Szkoła Techniczna w Katowicach	Wydział Architektury, Budownictwa i Sztuk Stosowanych	http://www.wst.com.pl/oferta_educacyjna/informatyka
70. Uniwersytet Technologiczno-Przyrodniczy im. Jana i Jędrzeja Śniadeckich w Bydgoszczy	Wydział Telekomunikacji, Informatyki i Elektrotechniki	http://wtie.utp.edu.pl/about-faculty
71. Uniwersytet Przyrodniczy w Poznaniu	Wydział Rolnictwa i Bioinżynierii	http://www.up.poznan.pl/wrib
72. Szkoła Główna Gospodarstwa Wiejskiego w Warszawie	Wydział Zastosowań Informatyki i Matematyki	http://www.wzim.sggw.pl/en
73. Uniwersytet Przyrodniczy we Wrocławiu	Wydział Biologii i Hodowli Zwierząt	http://www.bihz.up.wroc.pl/strona-glowna
74. Prywatna Wyższa Szkoła Nauk Społecznych, Komputerowych i Medycznych w Warszawie	Kierunek Informatyka	http://www.pwsbia.edu.pl/pl/studia-stacjonarne-i-niestacjonarne/informatyka-51.html
75. Akademia Finansów i Biznesu Vistula w Warszawie	Wydział Inżynierski	http://www.vistula.edu.pl/o-nas/struktura-uczelni
76. Uczelnia Techniczno-Handlowa im. Heleny Chodkowskiej w Warszawie	Wydział Inżynieryjny	https://www.uth.edu.pl/o-uczelni/wydzialy/inzynieryjny/kierunki
77. Wyższa Szkoła Biznesu – National Louis University w Nowym Sączu	Kierunek Informatyka	http://www.wsb-nlu.edu.pl/Informatyka
78. Zachodniopomorska Szkoła Biznesu w Szczecinie	Katedra Informatyki i Metod Ilościowych	https://www.zpsb.pl/studia-i-stopnia/kierunki-i-specjalnosci/informatyka

79.	Akademia Humanistyczno-Ekonomiczna w Łodzi	Wydział Informatyki, Zarządzania i Transportu	https://www.ahe.lodz.pl/informatyka
80.	Wyższa Szkoła Handlowa we Wrocławiu	Kierunek Informatyka	https://www.handlowa.eu/en/courses/bachelor-s-degree-courses/computer-science/description
81.	Wyższa Szkoła Zarządzania "Edukacja" we Wrocławiu	Katedra Informatyki i Metod Ilościowych	http://ki.wszedukacja.pl
82.	Wyższa Szkoła Informatyki i Zarządzania im. Prof. Tadeusza Kotarbińskiego	Kierunek Informatyka	http://www.owsiiz.edu.pl/oferta/informatyka
83.	Górnośląska Wyższa Szkoła Handlowa im. Wojciecha Korfantego	Kierunek Informatyka	http://www.gwsh.pl/studia/informatyka.html
84.	Wyższa Szkoła Bankowa w Poznaniu	Wydział Finansów i Bankowości	https://www.wsb.pl/poznan/kandydaci/studia-i-stopnia/kierunki-i-specjalnosci/informatyka
85.	Społeczna Akademia Nauk w Łodzi	Kierunek Informatyka	https://lodz.san.edu.pl/oferta/studia-i-stopnia/informatyka/o-kierunku-1
86.	Wyższa Szkoła Menedżerska w Warszawie	Wydział Menedżerski i Nauk Technicznych	http://wsm.warszawa.pl/kandydaci/wydzialy/wydzial-menedzerski/kierunki-studiow/informatyka
87.	Akademia WSB	Katedra Informatyki	http://www.wsb.edu.pl/index.php?idg=kinf
88.	Wyższa Szkoła Finansów i Prawa w Bielsku-Białej	Kierunek Informatyka	http://wsfip.edu.pl/pl/kierunek-informatyka
89.	Uniwersytet Ekonomiczny w Katowicach	Wydział Informatyki i Komunikacji	https://www.ue.katowice.pl/index.php?id=5904
90.	Uniwersytet Ekonomiczny w Krakowie	Wydział Zarządzania	http://uek.krakow.pl/pl/uczelnia/wydzialy/wydzial-zarzadzania.html
91.	Uniwersytet Ekonomiczny w Poznaniu	Wydział Informatyki i Gospodarki Elektronicznej	http://ue.poznan.pl/en/university,c13/faculties,c18/faculty-of-informatics-and-electronic-economy,a12110.html
92.	Szkoła Główna Handlowa w Warszawie	Instytut Informatyki i Gospodarki Cyfrowej	http://kolegia.sgh.waw.pl/pl/KAE/struktura/III_GC/Strony/default.aspx
93.	Uniwersytet Ekonomiczny we Wrocławiu	Instytut Informatyki Ekonomicznej	http://iie.ue.wroc.pl/
94.	Wyższa Szkoła Bankowa w Gdańsku	Kierunek Informatyka	https://www.wsb.pl/gdansk/kandydaci/studia-i-stopnia/kierunki-i-specjalnosci/informatyka
95.	Wyższa Szkoła Informatyki, Zarządzania i Administracji w Warszawie	Kierunek Informatyka	https://www.dobrauczelnia.pl/kierunki-studiow/informatyka
96.	Wyższa Szkoła Gospodarki w Bydgoszczy	Informatyki i Mechatroniki	http://www.iim.wsg.byd.pl/id,220/institute
97.	Akademia im. Jana Długosza w Częstochowie	Instytut Matematyki i Informatyki	http://www.imi.ajd.czyst.pl
98.	Uniwersytet Pedagogiczny im. Komisji Edukacji Narodowej w Krakowie	Instytut Informatyki	http://www.ii.up.krakow.pl/en/
99.	Akademia Pomorska w Słupsku	Wydział Matematyczno-Przyrodniczy	https://wmp.apsl.edu.pl
100.	Dolnośląska Szkoła Wyższa we Wrocławiu	Wydział Nauk Społecznych i Technicznych	http://www.wnsid.dsw.edu.pl/wydzial-nauk-spoecznych-i-technicznych/strona-glowna

101. Akademia Morska w Szczecinie	Wydział Nawigacyjny	https://www.am.szczecin.pl/en/wydzial-nawigacyjny/kierunki-studiow
102. Akademia Morska w Gdyni	Wydział Elektryczny	http://www.we.am.gdynia.pl
103. Uniwersytet Przyrodniczo - Humanistyczny w Siedlcach	Instytut Informatyki	https://ii.uph.edu.pl/en
104. Wyższa Szkoła Policji w Szczytnie	Wydział Bezpieczeństwa Wewnętrznego	https://www.wspol.edu.pl/wbw/oferta-ksztalcenia/studia-i-stopnia
105. Akademia Marynarki Wojennej im. Bohaterów Westerplatte	Instytut Uzbrojenia Okrętowego i Informatyki	http://www.iuoi.amw.gdynia.pl
106. Akademia Marynarki Wojennej im. Bohaterów Westerplatte	Wydział Dowodzenia i Operacji Morskich	http://www.wdiom.amw.gdynia.pl/oferta/studia-licencjackie
107. Wojskowa Akademia Techniczna im. Jarosława Dąbrowskiego w Warszawie	Wydział Cybernetyki	https://wcy.wat.edu.pl
108. Szkoła Wyższa im. Pawła Włodkowica w Płocku	Wydział Informatyki	http://www.wlodkowic.pl/96-rekrutacja/600-informatyka.html?showall=&start=1
109. Wyższa Szkoła Informatyki i Zarządzania w Rzeszowie	Wydział Informatyki Stosowanej	https://www.wsiz.rzeszow.pl/pl/studia/studium/dziekanat/Strony/Dziekanat-Wydzialu-Informatyki-Stosowanej.aspx
110. Wyższa Szkoła Biznesu i Przedsiębiorczości w Ostrowcu Świętokrzyskim	Kierunek Informatyka	http://www.wsbiop.edu.pl/index.php?option=com_content&view=article&id=301&Itemid=121
111. Wyższa Szkoła Informatyki i Zarządzania w Bielsku-Białej	Kierunek Informatyka	http://www.wsi.edu.pl/informacje-ogolne
112. Akademia im. Jakuba z Paradyża w Gorzowie Wielkopolskim	Wydział Techniczny	http://www.pwsz.pl/aktualnosci-wt.html
113. Państwowa Wyższa Szkoła Zawodowa w Tarnowie	Instytut Politechniczny	https://pwszta.edu.pl/instytut-politechniczny
114. Państwowa Wyższa Szkoła Zawodowa w Koninie	Wydział Społeczno-Techniczny	http://www.pwsz.konin.edu.pl/pl/444/454/owydziale
115. Państwowa Wyższa Szkoła Zawodowa im. Witelona w Legnicy	Wydział Nauk Technicznych i Ekonomicznych	http://www.wzi.pwsz.legnica.edu.pl
116. Państwowa Wyższa Szkoła Zawodowa w Nowym Sączu	Instytut Techniczny	http://www.pwsz-ns.edu.pl/it
117. Państwowa Wyższa Szkoła Zawodowa w Elblągu	Instytut Informatyki Stosowanej im. K. Brzeskiego	https://pwsz.elblag.pl/instytut-informatyki-stosowanej
118. Karkonoska Państwowa Szkoła Wyższa w Jeleniej Górze	Wydział Przyrodniczo-Techniczny	http://wpt.kpsw.jg.pl/pl/edukacja-techniczno-informatyczna
119. Państwowa Wyższa Szkoła Techniczno-Ekonomiczna im. ks. Bronisława Markiewicza w Jarosławiu	Instytut Inżynierii Technicznej	http://www.pwste.edu.pl/instytuty/inzynieria-techniczna
120. Państwowa Wyższa Szkoła Zawodowa im. Stanisława Pigonia w Krośnie	Instytut Politechniczny	http://www.pwsz.krosno.pl/uczelnia/struktura-uczelni/instytuty-i-zaklady/instytut-politechniczny
121. Państwowa Wyższa Szkoła Zawodowa w Płocku	Wydział Nauk Ekonomicznych i Informatyki	http://www.pwszplock.pl/dla-studentow/instytuty/instytut-nauk-ekonomicznych-i-informatyki/informacje-

<u>ogólne</u>		
122. Państwowa Wyższa Szkoła Zawodowa im. Prezydenta Stanisława Wojciechowskiego w Kaliszu	Wydział Politechniczny	http://www.pwsz.kalisz.pl/index.php/uczelnia/wydzialy/wydzial-politechniczny
123. Państwowa Szkoła Wyższa im. Papieża Jana Pawła II w Białej Podlaskiej	Katedra Nauk Technicznych	http://www.knt.pswbp.pl
124. Państwowa Wyższa Szkoła Zawodowa w Nysie	Instytut Nauk Technicznych	http://www.pwsz.nysa.pl/index.php?p=2
125. Państwowa Wyższa Szkoła Zawodowa w Chełmie	Instytut Matematyki i Informatyki	https://pwszchelm.edu.pl/index.php/pl/instytut/instytut-matematyki-i-informatyki
126. Państwowa Wyższa Szkoła Zawodowa w Ciechanowie	Zakład Informatyki	http://www.pwszciechanow.edu.pl/index.php/informatyka
127. Państwowa Wyższa Szkoła Zawodowa we Wrocławku	Instytut Nauk Społecznych i Technicznych	https://www.pwsz.wloclawek.pl/instytut-nauk-spoecznych-i-technicznych
128. Państwowa Wyższa Szkoła Informatyki i Przedsiębiorczości w Łomży	Wydział Informatyki i Nauk o Żywności	https://www.pwsip.edu.pl/winz
129. Państwowa Wyższa Szkoła Zawodowa im. Hipolita Cegielskiego w Gnieźnie	Instytut Informatyki i Telekomunikacji	https://www.pwsz-gniezno.edu.pl/uczelnia/instytuty/12-instytut-informatyki.html
130. Państwowa Wyższa Szkoła Zawodowa w Wałczu	Instytut Administracji i Nauk Ekonomicznych	https://www.pwsz.eu/pwsz/instytuty/instytut/institut-administracji-i-nauk-ekonomicznych
131. Państwowa Wyższa Szkoła Zawodowa im. rtm. Witolda Pileckiego w Oświęcimiu	Instytut Informatyki	http://uczelnia.pwsz-oswiecim.edu.pl/instytuty/instytut-informatyki/o-instytucie
132. Collegium Da Vinci w Poznaniu	Wydział Informatyki i Komunikacji Wizualnej	https://cdv.pl/studia-i-stopnia/studia-i-stopnia-pl/informatyka
133. Collegium Varsoviense w Warszawie	Kierunek Informatyka	http://www.futurus.org/pl/studia/informatyka.html
134. Wyższa Szkoła Handlowa w Radomiu	Kierunek Informatyka	http://wsh.pl/oferta-edukacyjna/studia-inzynierskie/informatyka
135. Krakowska Akademia im. Andrzeja Frycza Modrzewskiego	Wydział Zarządzania i Komunikacji Społecznej	https://www.ka.edu.pl/ziks
136. Szczecińska Szkoła Wyższa Collegium Balticum	Kierunek Informatyka	https://www.cb.szczecin.pl/kierunek-studiow/informatyka
137. Wyższa Szkoła Ekonomii i Informatyki w Krakowie	Kierunek Informatyka	http://www.wsei.edu.pl/informatyka
138. Wyższa Szkoła Inżynieryjno-Ekonomiczna w Rzeszowie	Kierunek Informatyka i Cyberbezpieczeństwo	http://wsie.edu.pl/?s=Informatyka
139. Warszawska Wyższa Szkoła Informatyki	Kierunek Informatyka	http://wwsi.edu.pl/pg.php/arth/o_uczelni/689
140. Kujawsko-Pomorska Szkoła Wyższa w Bydgoszczy	Kierunek Informatyka	http://kpsw.edu.pl/studia-i-stopnia/informatyka
141. Wyższa Szkoła Turystyki i Ekologii w Suchej Beskidzkiej	Wydział Informatyki	http://www.wste.edu.pl/studia/wydzial-informatyki
142. Wyższa Szkoła Ekonomii i Innowacji w Lublinie	Wydział Transportu i Informatyki	http://rekrutacja.wsei.lublin.pl/studia-i-stopnia/informatyka

143. Szkoła Wyższa Przymierza Rodzin w Warszawie	Kierunek Informatyka	http://www.swpr.edu.pl/informatyka
144. Wyższa Szkoła Techniczno – Ekonomiczna w Warszawie	Kierunek Informatyka	http://www.futurus.org/pl/studia/informatyka.html
145. Wyższa Szkoła Kultury Społecznej i Medialnej w Toruniu	Kierunek Informatyka	http://wksim.edu.pl/informatyka
146. Wyższa Szkoła Informatyki i Zarządzania "Copernicus" we Wrocławiu	Kierunek Informatyka	https://www.wsiz.wroc.pl
147. Uczelnia Jana Wyżykowskiego w Polkowicach	Wydział Nauk Technicznych	http://ujw.pl/index.php/wydzialy-uczelni/wydzial-nauk-technicznych
148. Wyższa Szkoła Technik Komputerowych i Telekomunikacji w Kielcach	Zakład Informatyki	http://wstkt.pl/pl/studia/programy-studiow
149. Wyższa Szkoła Biznesu im. bp. Jana Chrapka w Radomiu	Kierunek Informatyka	http://wsb.com.pl/#Informatyka%20i%20stopier%20(CloudA)
150. Wyższa Szkoła Przedsiębiorczości i Administracji w Lublinie	Katedra Informatyki	https://wspa.pl/pl/studia-inzynierskie/informatyka
151. Wyższa Szkoła Bankowa w Toruniu	Kierunek Informatyka w biznesie	https://www.wsb.pl/torun/kandydaci/studia-i-stopnia/kierunki-i-specjalnosci/informatyka-w-biznesie-inzynierskie
152. Wyższa Szkoła Bankowa we Wrocławiu	Kierunek Informatyka	https://www.wsb.pl/wroclaw/kandydaci/studia-i-stopnia/kierunki-i-specjalnosci/informatyka
153. Wyższa Szkoła Technologii Informatycznych w Katowicach	Kierunek Informatyka	https://www.wsti.pl/en/strefa-kandydata/okierunkach
154. Wrocławska Wyższa Szkoła Informatyki Stosowanej	Wydział Informatyki	http://www.horyzont.eu/uczelnia/informatyka/opis-wydzialu-informatyki
155. Wrocławska Wyższa Szkoła Informatyki Stosowanej	Wydział Bioinformatyki	http://www.horyzont.eu/uczelnia/bioinformatyka/opis-wydzialu-bioinformatyka
156. Wyższa Szkoła Technologii Informatycznych w Warszawie	Kierunek Informatyka	http://vizja.net/studia-wyzsze/informatyka,wk10.html
157. Wielkopolska Wyższa Szkoła Społeczno-Ekonomiczna w Środzie Wielkopolskiej	Instytut Informatyki	http://www.wwsse.pl/Informatyka_stosowana,148.html
158. Europejska Uczelnia w Warszawie	Wydział Informatyki	http://www.eu.edu.pl/wykladowcy-informatyka
159. Wyższa Szkoła Zarządzania w Gdańsku	Wydział Informatyki i Zarządzania	http://www.wsz.pl/oferta-ksztalcenia/studia-inzynierskie/informatyka

Table A15. Informatics institutions in Romania – Universities

	University	Department/Faculty/School/Institute	Website
1.	Academia de Studii Economice din București	Facultatea de Cibernetică, Statistică și Informatică Economică	http://www.csie.ase.ro
2.	Universitatea A.I. Cuza Iași	Facultatea de Informatică	http://www.info.uaic.ro
3.	Universitatea A.I. Cuza Iași	Facultatea de Științe Economice și Gestiunea Afacerilor	http://www.feaa.uaic.ro
4.	Universitatea Babeș-Bolyai Cluj-Napoca	Facultatea de Matematică și Informatică	http://www.cs.ubbcluj.ro
5.	Universitatea Babeș-Bolyai Cluj-Napoca	Facultatea de Științe Economice și Gestiunea Afacerilor	http://econ.ubbcluj.ro
6.	Universitatea București	Facultatea de Matematică și Informatică	http://fmi.unibuc.ro
7.	Universitatea de Vest Timișoara	Facultatea de Matematică și Informatică	http://www.math.uvt.ro
8.	Universitatea de Vest Timișoara	Facultatea de Economie și Administrarea Afacerilor	http://www.feaa.uvt.ro
9.	Universitatea din Craiova	Facultatea de Științe	http://stiinte.ucv.ro
10.	Universitatea Lucian Blaga din Sibiu	Facultatea de Științe	http://stiinte.ulbsibiu.ro
11.	Universitatea din Petroșani	Facultatea de Inginerie Mecanică și Electrică	http://www.upet.ro/facime
12.	Universitatea din Pitești	Facultatea de Electronică, Comunicații și Calculatoare	http://www.upit.ro/en/faculties/facultatea-de-electronica-comunicatii-si-calculatoare-2
13.	Universitatea Petru Maior Târgu Mures	Facultatea de Științe și Litere	http://cs.upm.ro
14.	Universitatea Politehnica București	Facultatea de Automatică și Calculatoare	http://acs.pub.ro
15.	Universitatea Politehnica Timișoara	Facultatea de Automatică și Calculatoare	http://www.ac.upt.ro
16.	Universitatea Tehnică "Gheorghe Asachi" Iași	Facultatea de Automatică și Calculatoare	http://www.ac.tuiasi.ro
17.	Universitatea Tehnică Cluj-Napoca	Facultatea de Automatică și Calculatoare	http://www.cs.utcluj.ro
18.	Universitatea Transilvania Brașov	Facultatea de Matematică și Informatică	http://www.unitbv.ro/Default.aspx?alias=www.unitbv.ro/mi&

Table A16. Informatics institutions in Spain

	University	Department/Faculty/School/Institute	Website
1.	Mondragón Unibertsitatea	Escuela Politécnica Superior	http://www.mondragon.edu/es/eps
2.	Universidad Alfonso X El Sabio	Escuela Politécnica Superior	http://www.uax.es/que-estudiar/grados-y-dobles-grados/ingenierias-y-arquitectura.html
3.	Universidad Antonio de Nebrija	Escuela Politécnica Superior	www.nebrija.com/la_universidad/facultades/escuela-politecnica-superior-arquitectura/index.htm
4.	Universidad Autónoma de Madrid	Escuela Politécnica Superior	http://www.uam.es/ss/Satellite/EscuelaPolitecnica/es/home.htm
5.	Universidad Camilo José Cela	Centro Universitario de Tecnología y Arte Digital (U-Tad)	http://www.u-tad.com
6.	Universidad Carlos III de Madrid	Escuela Politécnica Superior	http://www.uc3m.es/ss/Satellite/UC3MInstitucional/es/PortadaMiniSiteC/1371212023390/
7.	Universidad Católica Santa Teresa de Jesús de Ávila	Facultad de Ciencias y Artes	https://www.ucavila.es/index.php?option=com_content&view=article&id=1273&Itemid=354&lang=es
8.	Universidad Complutense de Madrid	Facultad de Informática	http://informatica.ucm.es
9.	Universidad de A Coruña	Facultad de Informática	http://www.fic.udc.es
10.	Universidad de Alcalá	Escuela Politécnica Superior	http://escuelapolitecnica.uah.es
11.	Universidad de Alicante	Escuela Politécnica Superior	http://www.eps.ua.es
12.	Universidad de Almería	Escuela Superior de Ingeniería	http://cms.ual.es/UAL/universidad/centros/esi/index.htm
13.	Universidad de Burgos	Escuela Politécnica Superior	http://www.ubu.es/escuela-politecnica-superior
14.	Universidad de Cádiz	Escuela Superior de Ingeniería	http://esingenieria.uca.es
15.	Universidad de Cantabria	Facultad de Ciencias	http://web.unican.es/centros/ciencias
16.	Universidad de Castilla-La Mancha	Escuela Superior de Informática	http://webpub.esi.uclm.es
17.	Universidad de Castilla-La Mancha	Escuela Superior de Ingeniería Informática	http://www.esiiaab.uclm.es
18.	Universidad de Córdoba	Escuela Politécnica Superior de Córdoba	http://www.uco.es/eps
19.	Universidad de Deusto	Facultad de Ingeniería	http://www.ingenieria.deusto.es
20.	Universidad de Extremadura	Escuela Politécnica (Cáceres)	http://www.unex.es/conoce-la-uex/centros/epcc
21.	Universidad de Granada	Escuela Técnica Superior de Ingenierías Informática y de Telecomunicación	http://etsiit.ugr.es
22.	Universidad de Granada	Facultad de Educación, Economía y Tecnología de Ceuta	http://feetce.ugr.es
23.	Universidad de Huelva	Escuela Técnica Superior de Ingeniería	http://www.uhu.es/etsi
24.	Universidad de Jaén	Escuela Politécnica Superior (Jaén)	http://eps.ujaen.es
25.	Universidad de La Laguna	Escuela Superior de Ingeniería y Tecnología	http://www.ull.es/view/centros/escuelatecnologia/Inicio/es
26.	Universidad de La Rioja	Facultad de Ciencias, Estudios Agroalimentarios e Informática	http://www.unirioja.es/facultades_escuelas/fceai/index.shtml
27.	Universidad de Las	Escuela de Ingeniería Informática	http://www.eii.ulpgc.es

Palmas de Gran Canaria		
28. Universidad de León	Escuela de Ingenierías Industrial e Informática	http://ingenierias.unileon.es
29. Universidad de Málaga	Escuela Técnica Superior en Ingeniería Informática	http://www.uma.es/etsi-informatica
30. Universidad de Murcia	Facultad de Informática	http://www.um.es/informatica/index.php
31. Universidad de Oviedo	Escuela de Ingeniería Informática	https://ingenieriainformatica.uniovi.es
32. Universidad de Salamanca	Facultad de Ciencias	http://fciencias.usal.es
33. Universidad de Salamanca	Escuela Politécnica Superior de Zamora	http://poliz.usal.es/politecnica/v1r00
34. Universidad de Santiago de Compostela	Escuela Técnica Superior de Enxeñaría	http://www.usc.es/etse
35. Universidad de Sevilla	Escuela Técnica Superior de Ingeniería Informática	http://www.informatica.us.es
36. Universidad de Valladolid	Escuela de Ingeniería de Informática	http://www.fi.uva.es
37. Universidad de Valladolid	Escuela de Ingeniería Informática de Segovia	http://www.eui.uva.es
38. Universidad de Vigo	Escuela Superior de Ingeniería Informática	http://www.esei.uvigo.es
39. Universidad de Zaragoza	Escuela de Ingeniería y Arquitectura	https://eina.unizar.es
40. Universidad de Zaragoza	Escuela Universitaria Politécnica (Teruel)	http://eupt.unizar.es
41. Universidad del País Vasco/Euskal Herriko Unibertsitatea	Facultad de Informática	http://www.ehu.eus/en/web/informatika-fakultatea
42. Universidad del País Vasco/Euskal Herriko Unibertsitatea	Escuela Universitaria de Ingeniería de Vitoria-Gasteiz	http://www.ehu.eus/en/web/ingeniaritza-gasteiz/hasiera
43. Universidad del País Vasco/Euskal Herriko Unibertsitatea	Escuela Universitaria de Ingeniería Técnica Industrial de Bilbao	http://www.ehu.eus/es/web/ingenieria-tecnica-bilbao/home
44. Universidad Europea de Madrid	Escuela de Arquitectura, Ingeniería y diseño	http://projectbasedschool.universidadeuropea.es
45. Universidad Europea Miguel de Cervantes	Escuela Politécnica Superior	http://www.uemc.es/p/escuela-politecnica-superior
46. Universidad Francisco de Vitoria	Escuela Politécnica Superior	http://www.ufv.es/grado-en-ingenieria-informatica
47. Universidad internacional de La Rioja	Escuela Superior de Ingeniería y Tecnología	http://ingenieria.unir.net
48. Universidad Internacional Isabel I de Castilla	Facultad de Ciencias y Tecnología	http://www.ui1.es/oferta-academica/por-areas#anchor-tecnologia
49. Universidad Miguel Hernández de Elche	Escuela Politécnica Superior de Elche	http://epse.umh.es
50. Universidad Pablo de Olavide	Escuela Politécnica Superior	https://eps.upo.es
51. Universitat Autònoma de Barcelona	Escola d'Enginyeria	http://www.uab.cat/escola-enginyeria
52. Universitat Autònoma de Barcelona	Escola Universitària d'Informàtica Tomàs Cerdà	http://www.eug.es/ca/escuela-universitaria/informatica-sant-cugat

53. Universitat de Barcelona	Facultat de Matemàtiques i Informàtica	http://www.mat.ub.edu
54. Universitat de Girona	Escola Politècnica Superior	http://www.udg.edu/ca/eps
55. Universitat de Lleida	Escola Politècnica Superior	http://www.eps.udl.cat
56. Universitat Jaume I de Castelló	Escuela Superior de Tecnología y Ciencias Experimentales	http://www.uji.es/ES/centres/estce
57. Universitat Politècnica de Catalunya	Centre de la Imatge i la Tecnologia Multimedia	http://www.citm.upc.edu/esp
58. Universitat Politècnica de Catalunya	Escola Politècnica Superior d'Enginyeria de Vilanova i la Geltrú	http://www.epsevg.upc.edu
59. Universitat Politècnica de Catalunya	Escola Politècnica Superior d'Enginyeria de Manresa	http://www.epsem.upc.edu
60. Universitat Politècnica de Catalunya	Facultat d'Informàtica de Barcelona	http://www.fib.upc.edu

Table A17a. Informatics institutions in Switzerland – Universities

	University	Department/Faculty/School/Institute	Website
1.	EPF Lausanne	Faculté Informatique et Communications	http://ic.epfl.ch/page-5735-fr.html
2.	ETH Zürich	Departement Informatik	http://www.inf.ethz.ch
3.	Universität Basel	Departement Mathematik und Informatik	http://informatik.unibas.ch
4.	Universität Bern	Institut für Informatik	http://www.iam.unibe.ch
5.	Université de Fribourg / Universität Freiburg	Département d'Informatique / Informatikdepartement	http://www3.unifr.ch/inf/en
6.	Université de Genève	Département d'Informatique	http://www.unige.ch/dinfo
7.	Université de Lausanne	Département des Systèmes d'Information (ISI)	http://www.hec.unil.ch/isi/home
8.	Université de Neuchâtel	Institut d'Informatique (IIUN)	http://www.unine.ch/iiun/home.html
9.	Università della Svizzera Italiana	Facoltà di Scienze Informatiche	http://www.inf.usi.ch/it/index.htm
10.	Universität Zurich	Institut für Informatik	http://www.ifi.uzh.ch

Table A17b. Informatics institutions in Switzerland – Universities of Applied Sciences

	University of Applied Sciences	Website
1.	Berner Fachhochschule (BFH)	http://www.bfh.ch
2.	Fachhochschule Kalaidos (FH KAL)	http://www.kalaidos-fh.ch
3.	Fachhochschule Nordwestschweiz (FHNW)	http://www.fhnw.ch
4.	Fachhochschule Ostschweiz (FHO)	http://www.fho.ch
5.	Haute Ecole Spécialisée de Suisse occidentale (HES-SO)	http://www.hes-so.ch
6.	Hochschule Luzern (HSLU)	http://www.hslu.ch
7.	Scuola universitaria professionale della Svizzera italiana (SUPSI)	http://www.supsi.ch
8.	Zürcher Fachhochschule (ZFH)	http://www.zfh.ch

Table A18. Informatics institutions in the UK

	<i>University</i>	<i>Department/Faculty/School/Institute</i>	<i>Website</i>
England			
1.	Anglia Ruskin University	Department of Computing and Technology	http://www.anglia.ac.uk/ruskin/en/home/faculties/fst/departments/comptech.html
2.	Aston University	Computer Science	http://www.aston.ac.uk/eas/about-eas/academic-groups/computer-science
3.	Birmingham City University	School of Computing and Digital Technology	http://www.bcu.ac.uk/computing
4.	Bournemouth University	Department of Computing & Informatics	http://www1.bournemouth.ac.uk/about/our-faculties/faculty-science-technology/our-departments/department-computing-informatics
5.	Brunel University London	College of Engineering, Design and Physical Sciences	http://www.brunel.ac.uk/about/cedps
6.	Canterbury Christ Church University	Computing, Digital Forensics & Cybersecurity	http://www.canterbury.ac.uk/social-and-applied-sciences/law-criminal-justice-and-computing/computing/computing-digital-forensics-and-cybersecurity.aspx
7.	City, University of London	School of Mathematics, Computer Science & Engineering	http://www.city.ac.uk/mathematics-computer-science-engineering
8.	Coventry University	School of Computing, Electronics and Mathematics	http://www.coventry.ac.uk/study-at-coventry/faculties-and-schools/engineering-environment-and-computing/computing-electronics-and-mathematics
9.	Cranfield University		https://www.cranfield.ac.uk
10.	De Montfort University	School of Computer Science and Informatics	http://www.dmu.ac.uk/about-dmu/schools-and-departments/school-of-computer-science-and-informatics
11.	De Montfort University	The Institute of Creative Technologies	http://www.ioct.dmu.ac.uk
12.	Keele University	School of Computing and Mathematics	http://www.scm.keele.ac.uk
13.	Kingston University	Faculty of Science, Engineering and Computing	http://cism.kingston.ac.uk
14.	Leeds Beckett University	School of Computing, Creative Technologies & Engineering	http://www.leedsbeckett.ac.uk/school-of-computing-creative-tech-and-engineering
15.	University of Leeds	School of Computing	http://engineering.leeds.ac.uk/info/20132/school_of_computing
16.	Liverpool Hope University	Department of Mathematics and Computer Science	http://www.hope.ac.uk/mathematicsandcomputer-science
17.	Liverpool John Moores University	Faculty of Engineering and Technology	http://www.ljmu.ac.uk/about-us/faculties/faculty-of-engineering-and-technology
18.	London Metropolitan University	School of Computing and Digital Media	http://www.londonmet.ac.uk/schools/computing-and-digital-media
19.	London South Bank University	School of Engineering	http://www.lsbu.ac.uk/schools/engineering/subjects/electrical-and-electronic-engineering
20.	Birkbeck College	Department of Computer Science and Information Systems	http://www.dcs.bbk.ac.uk
21.	Goldsmiths College	Department of Computing	http://www.gold.ac.uk/computing
22.	Imperial College	Department of Computing	http://www.imperial.ac.uk/computing
23.	King's College London	Department of Informatics	http://www.kcl.ac.uk/nms/depts/informatics/index.aspx

24. Queen Mary	School of Electronic Engineering and Computer Science	http://www.eecs.qmul.ac.uk
25. University College London	Department of Computer Science	http://www.cs.ucl.ac.uk
26. Loughborough University	Department of Computer Science	http://www.lboro.ac.uk/departments/compsci
27. Manchester Metropolitan University	School of Computing, Mathematics and Digital Technology	http://www2.mmu.ac.uk/scmdt
28. Middlesex University	Department of Computer Science	http://www.mdx.ac.uk/about-us/our-faculties/faculty-of-science-and-technology/computer-science
29. Newcastle University	School of Computing	http://www.ncl.ac.uk/computing
30. University of Northumbria at Newcastle	Department of Computer and Information Sciences	http://www.northumbria.ac.uk/about-us/academic-departments/computer-and-information-sciences
31. The Nottingham Trent University	Computing and Technology	http://www.ntu.ac.uk/sat/about/academic_teams/comp_tech.html
32. The Open University	Department of Computing & Communications	http://www9.open.ac.uk/mct-cc
33. Oxford Brookes University	School of Engineering, Computing and Mathematics	http://www.brookes.ac.uk/ecm
34. Royal Holloway University of London	Department of Computer Science	http://www.royalholloway.ac.uk/computerscience/home.aspx
35. Sheffield Hallam University	Department of Computing	http://www.shu.ac.uk/about-us/academic-departments/computing
36. Southampton Solent University	School of Media Arts and Technology	http://www.solent.ac.uk/news/school-of-media-arts-and-technology
37. Staffordshire University	School of Computing	http://www.staffs.ac.uk/academic_depts/computing
38. Teesside University	School of Computing, Media & the Arts	http://www.tees.ac.uk/schools/scm
39. University of Bedfordshire	School of Computer Science and Technology	http://www.beds.ac.uk/howtoapply/departments/computing
40. The University of Bath	Department of Computer Science	http://www.cs.bath.ac.uk/department
41. The University of Birmingham	School of Computer Science	http://www.cs.bham.ac.uk
42. The University of Bolton	School of Creative Technologies	http://beta.bolton.ac.uk/places/school-of-creative-technologies
43. The University of Bradford	Faculty of Engineering & Informatics	http://www.bradford.ac.uk/ei
44. The University of Brighton	School of Computing, Engineering and Mathematics	http://www.brighton.ac.uk/about-us/contact-us/academic-departments/school-of-computing-engineering-and-mathematics.aspx
45. The University of Bristol	Department of Computer Science	http://www.cs.bris.ac.uk
46. The University of Buckingham	Department of Applied Computing	http://www.buckingham.ac.uk/appliedcomputing
47. The University of Cambridge	Department of Computer Science and Technology (Computer Laboratory)	http://www.cl.cam.ac.uk
48. The University of Central Lancashire	School of Physical Sciences and Computing	http://www.uclan.ac.uk/schools/physical-sciences-computing/index.php
49. University of Chester	Department of Computer Science	http://www.chester.ac.uk/csis
50. University of Derby	Department of Electronics,	http://www.derby.ac.uk/engineering-

	Computing and Mathematics	technology/elec-comp-maths
51. University of Durham	Department of Computer Science	http://www.dur.ac.uk/computer.science
52. The University of East Anglia	School of Computing Sciences	http://www.uea.ac.uk/computing
53. The University of East London	School of Architecture, Computing and Engineering	http://www.uel.ac.uk/ace
54. The University of Essex	School of Computer Science and Electronic Engineering	http://www1.essex.ac.uk/csee
55. The University of Exeter	College of Engineering, Mathematics and Physical Sciences	http://emps.exeter.ac.uk
56. University of Gloucestershire	The Business School	http://www.glos.ac.uk/academic-schools/business/pages/business.aspx
57. The University of Greenwich	Department of Computer Science	http://www.chester.ac.uk/csiss
58. University of Hertfordshire	School of Computer Science	http://www.herts.ac.uk/apply/schools-of-study/computer-science
59. University of Hertfordshire	School of Engineering and Technology	http://www.herts.ac.uk/apply/schools-of-study/engineering-and-technology
60. The University of Huddersfield	School of Computing and Engineering	http://www.hud.ac.uk/about/schools
61. The University of Hull	School of Engineering and Computer Science	http://www.hull.ac.uk/Faculties/fse/ecs.aspx
62. The University of Kent	School of Engineering and Digital Arts	http://www.eda.kent.ac.uk
63. The University of Kent	School of Computing	http://www.cs.kent.ac.uk
64. The University of Lancaster	School of Computing and Communications	http://www.lancaster.ac.uk/scc
65. The University of Leicester	Department of Informatics	http://www2.le.ac.uk/departments/informatics
66. The University of Lincoln	School of Computer Science	http://www.lincoln.ac.uk/home/socs
67. The University of Liverpool	School of Electrical Engineering, Electronics and Computer Science	http://www.liverpool.ac.uk/electrical-engineering-electronics-and-computer-science
68. The University of Manchester	School of Computing Science	http://www.cs.manchester.ac.uk
69. The University of Northampton	Faculty of Arts, Science and Technology	http://www.northampton.ac.uk/study/courses/?school%5B%5D=faculty-of-arts-science-technology
70. University of Nottingham	School of Computer Science	http://www.nottingham.ac.uk/computerscience/index.aspx
71. The University of Oxford	Department of Computer Science	http://www.cs.ox.ac.uk
72. University of Plymouth	School of Computing, Electronics and Mathematics	http://www.plymouth.ac.uk/schools/school-of-computing-electronics-and-mathematics
73. The University of Portsmouth	School of Creative Technologies	http://www.port.ac.uk/school-of-creative-technologies
74. The University of Portsmouth	School of Computing	http://www.port.ac.uk/school-of-computing
75. The University of Reading	Department of Computer Science	http://www.reading.ac.uk/computer-science
76. The University of Salford	School of Computing, Science and Engineering	http://www.salford.ac.uk/computing-science-engineering
77. The University of Sheffield	Department of Computer Science	http://www.sheffield.ac.uk/dcs
78. The University of Southampton	Electronics and Computer Science	http://www.ecs.soton.ac.uk

79. The University of Sunderland	Computing	http://www.sunderland.ac.uk/study/computing
80. The University of Surrey	Faculty of Engineering and Physical Sciences	http://www.surrey.ac.uk/faculty-engineering-physical-sciences
81. The University of Sussex	School of Engineering and Informatics	http://www.sussex.ac.uk/ei
82. The University of Warwick	Department of Computer Science	http://www2.warwick.ac.uk/fac/sci/dcs
83. University of the West of England, Bristol	Department of Computer Science and Creative Technologies	http://www1.uwe.ac.uk/et/csct.aspx
84. The University of West London	School of Computing and Engineering	http://www.uwl.ac.uk/academic-schools/computing
85. The University of Westminster	Department of Computer Science	http://www.westminster.ac.uk/about-us/faculties/science-and-technology/departments/computer-science
86. The University of Wolverhampton	School of Mathematics and Computer Science	http://www.wlv.ac.uk/about-us/our-schools-and-institutes/faculty-of-science-and-engineering/school-of-mathematics-and-computer-science
87. The University of York	Department of Computer Science	http://www.cs.york.ac.uk
Wales		
88. Aberystwyth University	Department of Computer Science	http://www.aber.ac.uk/en/cs
89. Bangor University	School of Computer Science	http://www.cs.bangor.ac.uk
90. Cardiff University	School of Computer Science and Informatics	http://www.cardiff.ac.uk/computer-science
91. University of South Wales ³⁷	School of Computing and Mathematics	http://www.southwales.ac.uk/about/faculties-and-schools/school-computing-and-mathematics
92. Glyndŵr University	School of Applied Science, Computing and Engineering	http://www.glyndwr.ac.uk/en/AcademicSchools/AppliedScienceComputingEngineering
93. University of Wales Trinity Saint David ³⁸	School of Applied Computing	http://www.uwtsd.ac.uk/computing
94. Swansea University	Department of Computer Science	http://www.swan.ac.uk/compsci
Scotland		
95. The University of Aberdeen	Department of Computing Science	http://www.abdn.ac.uk/ncs/departments/computing-science/index.php
96. University of Abertay Dundee	School of Arts, Media and Computer Games	http://www.abertay.ac.uk/discover/academic-schools/arts-media-computer-games
97. The University of Dundee	Computing	http://www.computing.dundee.ac.uk
98. Edinburgh Napier University	School of Computing	http://www.napier.ac.uk/about-us/our-schools/school-of-computing
99. The University of Edinburgh	School of Informatics	http://www.ed.ac.uk/informatics
100. Glasgow Caledonian University	School of Engineering and Built Environment	http://www.gcu.ac.uk/ebe
101. The University of Glasgow	School of Computing Science	http://www.gla.ac.uk/schools/computing
102. Heriot-Watt University	Department of Computer Science	http://www.hw.ac.uk/schools/mathematical-computer-sciences/departments/computer-science.htm
103. The Robert Gordon	School of Computing Science and	http://www.rgu.ac.uk/about/schools-and-departments/school-of-computing-science-and

³⁷ The University of South Wales was formed in 2013 by the merger of the University of Glamorgan and the University of Wales, Newport

³⁸ Swansea Metropolitan University was merged with the University of Wales Trinity Saint David on 1 August 2013

University	Digital Media	digital-media
104. The University of St Andrews	School of Computer Science	http://www.cs.st-andrews.ac.uk
105. The University of Stirling	Computing Science and Mathematics	http://www.cs.stir.ac.uk
106. The University of Strathclyde	Department of Computer & Information Sciences	http://www.strath.ac.uk/science/computerinformatics
107. The University of the West of Scotland	School of Engineering and Computing	http://www.uws.ac.uk/about-uws/academic-schools/school-of-engineering-computing
Northern Ireland		
108. The Queen's University of Belfast	School of Electronics, Electrical Engineering and Computer Science	http://www.qub.ac.uk/schools/eeecs
109. University of Ulster	Faculty of Computing, Engineering and the Built Environment	http://www.ulster.ac.uk/faculties/computing-engineering-and-the-built-environment

Appendix B: Salary Tables

Belgium

Fig.B1.1: Salary table Assistant positions, Université catholique de Louvain. Values valid from July 2017.

Barèmes Personnel scientifique au cadre										
anc.	8L/(020)	assistant (1)		8A/(021)	assistant (2)		8C/(023)	1er assistant (3)		anc.
	base à 100%	brut annuel indexé	brut mensuel indexé	base à 100%	brut annuel indexé	brut mensuel indexé	base à 100%	brut annuel indexé	brut mensuel indexé	
0	21333.13	35698.86	2974.91	23324.59	39031.37	3252.62	29358.99	49129.33	4094.12	0
1	22024.26	36855.40	3071.29	23948.85	40076.01	3339.67	29983.25	50173.97	4181.17	1
2	23406.52	39168.47	3264.04	25197.37	42165.28	3513.78	30607.51	51218.61	4268.22	2
3	23406.52	39168.47	3264.04	25197.37	42165.28	3513.78	31231.77	52263.24	4355.28	3
4	23406.52	39168.47	3264.04	25197.37	42165.28	3513.78	31231.77	52263.24	4355.28	4
5	24699.57	41332.26	3444.36	26156.08	43769.58	3647.47	32324.2	54091.32	4507.61	5
6	24699.57	41332.26	3444.36	26156.08	43769.58	3647.47	32324.2	54091.32	4507.61	6
7	25992.62	43496.05	3624.68	27114.79	45373.89	3781.16	33416.63	55919.39	4659.95	7
8	25992.62	43496.05	3624.68	27114.79	45373.89	3781.16	33416.63	55919.39	4659.95	8
9	27285.67	45659.84	3804.99	28073.50	46978.19	3914.85	34509.06	57747.46	4812.29	9
10	27285.67	45659.84	3804.99	28073.5	46978.19	3914.85	34509.06	57747.46	4812.29	10
11	28578.72	47823.63	3985.31	29032.21	48582.50	4048.55	35601.49	59575.53	4964.63	11
12	28578.72	47823.63	3985.31	29032.21	48582.50	4048.55	35601.49	59575.53	4964.63	12
13	29871.77	49987.42	4165.62	29990.92	50186.81	4182.24	36693.92	61403.61	5116.97	13
14	29871.77	49987.42	4165.62	29990.92	50186.81	4182.24	36693.92	61403.61	5116.97	14
15	31164.82	52151.21	4345.94	31283.97	52350.60	4362.55	37786.35	63231.68	5269.31	15
16	31164.82	52151.21	4345.94	31283.97	52350.60	4362.55	37786.35	63231.68	5269.31	16
17	32457.87	54315.00	4526.25	32577.02	54514.39	4542.87	38878.78	65059.75	5421.65	17
18	32457.87	54315.00	4526.25	32577.02	54514.39	4542.87	38878.78	65059.75	5421.65	18
19	33750.92	56478.79	4706.57	33870.07	56678.18	4723.19	39971.21	66887.82	5573.99	19
20	33750.92	56478.79	4706.57	33870.07	56678.18	4723.19	39971.21	66887.82	5573.99	20
21	35043.97	58642.58	4886.89	35163.12	58841.97	4903.50	41063.64	68715.90	5726.33	21
22	35043.97	58642.58	4886.89	35163.12	58841.97	4903.50	41063.64	68715.90	5726.33	22
23	36337.02	60806.37	5067.20	36456.17	61005.75	5083.82	41063.64	68715.90	5726.33	23
24	36337.02	60806.37	5067.20	36456.17	61005.75	5083.82	41063.64	68715.90	5726.33	24
25	37630.07	62970.16	5247.52	37749.22	63169.54	5264.13	41063.64	68715.90	5726.33	25
26	37630.07	62970.16	5247.52	37749.22	63169.54	5264.13	41063.64	68715.90	5726.33	26
27	37630.07	62970.16	5247.52	37749.22	63169.54	5264.13	41063.64	68715.90	5726.33	27
28	37630.07	62970.16	5247.52	37749.22	63169.54	5264.13	41063.64	68715.90	5726.33	28
29	37630.07	62970.16	5247.52	37749.22	63169.54	5264.13	41063.64	68715.90	5726.33	29
30	37630.07	62970.16	5247.52	37749.22	63169.54	5264.13	41063.64	68715.90	5726.33	30

(1) pour le porteur du diplôme de Master 60 crédits

(2) pour le porteur du diplôme de licence, de docteur en médecine, chir, acc., de docteur en méd. vétérinaire, d'ir civil, bio-ingénieur, Master 120 crédits

(3) diplômes repris en (1) et (2) et titulaire du diplôme de Docteur avec thèse

Fig.B1.2: PhD scholarships and Postdoctoral fellowships, Université catholique de Louvain. Values for 2017.

MONTANTS DES BOURSES DE FORMATION COMPLEMENTAIRE ET DE DOCTORAT DURANT L'ANNEE 2017

Source	Titre	Durée	Diplôme	Code	Montants en euros		Net		Coût	
					Brut annuel	mensuel	annuel	mensuel	annuel	mensuel

BOURSE DE FORMATION COMPLEMENTAIRE (Pas d'ONSS et pas de précompte)

UCL	Boursier de formation complémentaire	Max. 24 mois	Master 60 ou équivalent	B01	20.237,88	1.686,49	20.237,88	1.686,49	20.237,88	1.686,49
			Master 120 ou équivalent	B02	22.400,04	1.866,67	22.400,04	1.866,67	22.400,04	1.866,67

BOURSE DE DOCTORAT (Cotisations à l'ONSS et pas de précompte)

UCL	Boursier de doctorat	Max. 48 mois	Master 120 ou équiv. UE*	B41	25.789,56	2.149,13	21.979,44	1.868,23	34.122,12	2.843,51
			Hors UE	B42	23.524,44	1.960,37	21.979,44	1.868,23		
	Aspirant UCL		Master 120 ou équiv. UE*	B61	27.366,84	2.280,57	23.790,00	1.982,50	36.209,04	3.017,42
			Hors UE	B62	24.963,24	2.080,27	23.790,00	1.982,50	30.844,56	2.570,38

Il s'agit des Etats membres de l'Espace Economique Européen soit :

L'Allemagne, l'Autriche, la Bulgarie, Chypre, la Croatie, le Danemark, l'Espagne, l'Estonie, la Finlande, la France, la Grande-Bretagne, la Grèce, la Hongrie, l'Irlande, l'Islande, l'Italie, la Lettonie, le Liechtenstein, la Lituanie, le Luxembourg, Malte, la Norvège, les Pays-Bas, la Pologne, le Portugal, la Roumanie, la Slovaquie, la Slovénie, la Suède, la République Tchèque et l'Islande

Ainsi que de la Suisse et des Etats avec lesquels la Belgique a conclu une convention de sécurité sociale soit :

L'Algérie, l'Australie, la Bosnie, le Brésil, le Canada et le Québec, le Chili, la République Démocratique du Congo, la Corée du Sud, les Etats Unis, l'Inde, Israël, le Japon, le Kosovo, la Macédoine, le Maroc, le Monténégro, les Philippines, Saint-Marin, la Serbie, la Tunisie, la Turquie, l'Uruguay, l'Argentine et la Moldavie

MONTANTS DES BOURSES DE POST-DOCTORAT DURANT L'ANNEE 2017*

Source	Titre	Durée	Diplôme	Code	Montants en euros		Net		Coût	
					Brut annuel	mensuel	annuel	mensuel	annuel	mensuel

BOURSE DE POST-DOCTORAT (Cotisations à l'ONSS et pas de précompte)

UCL	Boursier post-doctorat	Max. 36 mois	Docteur avec thèse Ancienneté "0"	B71	32.389,08	2.699,09	28.155,84	2.346,32	42.854,04	3.571,17
			Hors UE							
			Ancienneté "2"	B73	33.390,00	2.782,50	29.025,96	2.418,83	44.178,36	3.681,53
			Hors UE							
			Ancienneté "4"	B75	33.847,20	2.820,60	29.423,40	2.451,95	44.783,28	3.731,94
			Hors UE							
			Ancienneté "6"	B77	34.619,88	2.884,99	30.095,04	2.507,92	45.805,56	3.817,13
			Hors UE							

Il s'agit des Etats membres de l'Espace Economique Européen soit :

L'Allemagne, l'Autriche, la Bulgarie, Chypre, la Croatie, le Danemark, l'Espagne, l'Estonie, la Finlande, la France, la Grande-Bretagne, la Grèce, la Hongrie, l'Irlande, l'Islande, l'Italie, la Lettonie, le Liechtenstein, la Lituanie, le Luxembourg, Malte, la Norvège, les Pays-Bas, la Pologne, le Portugal, la Roumanie, la Slovaquie, la Slovénie, la Suède, la République Tchèque et l'Islande

Ainsi que de la Suisse et des Etats avec lesquels la Belgique a conclu une convention de sécurité sociale soit :

L'Algérie, l'Australie, la Bosnie, le Brésil, le Canada et le Québec, le Chili, la République Démocratique du Congo, la Corée du Sud, les Etats Unis, l'Inde, Israël, le Japon, le Kosovo, la Macédoine, le Maroc, le Monténégro, les Philippines, Saint-Marin, la Serbie, la Tunisie, la Turquie, l'Uruguay, l'Argentine et la Moldavie

Fig.B1.3: Salary table for Professor positions, Université catholique de Louvain. Values valid from July 2017.

Barèmes académiques indexé: indexés : 1.6734							UNIVERSITE CATHOLIQUE DE LOUVAIN			
mise à jour: 01.07.2017							Service du Personnel			
							1, pl de l'Université			
							1348 Louvain-la-Neuve			
anc.	professeur ordinaire (011)			professeur (012)			chargé de cours (013)			anc.
	base à 100%	brut annuel indexé	brut mensuel indexé	base à 100%	brut annuel indexé	brut mensuel indexé	base à 100%	brut annuel indexé	brut mensuel indexé	
1	45,262.40	75,742.10	6,311.85	40,431.94	67,658.81	5,638.24	34,560.95	57,834.29	4,819.53	1
2	45,262.40	75,742.10	6,311.85	40,431.94	67,658.81	5,638.24	34,560.95	57,834.29	4,819.53	2
3	45,262.40	75,742.10	6,311.85	40,431.94	67,658.81	5,638.24	34,560.95	57,834.29	4,819.53	3
4	50,018.51	83,700.97	6,975.09	43,961.87	73,565.79	6,130.49	37,013.35	61,938.14	5,161.52	4
5	50,018.51	83,700.97	6,975.09	43,961.87	73,565.79	6,130.49	37,013.35	61,938.14	5,161.52	5
6	54,774.62	91,659.85	7,638.33	47,491.80	79,472.78	6,622.74	39,465.75	66,041.99	5,503.50	6
7	54,774.62	91,659.85	7,638.33	47,491.80	79,472.78	6,622.74	39,465.75	66,041.99	5,503.50	7
8	54,774.62	91,659.85	7,638.33	47,491.80	79,472.78	6,622.74	39,465.75	66,041.99	5,503.50	8
9	59,530.73	99,618.72	8,301.57	51,021.73	85,379.76	7,114.99	41,918.15	70,145.83	5,845.49	9
10	59,530.73	99,618.72	8,301.57	51,021.73	85,379.76	7,114.99	41,918.15	70,145.83	5,845.49	10
11	59,530.73	99,618.72	8,301.57	51,021.73	85,379.76	7,114.99	41,918.15	70,145.83	5,845.49	11
12	64,286.84	107,577.60	8,964.80	54,551.66	91,286.75	7,607.23	44,370.55	74,249.68	6,187.48	12
13	64,286.84	107,577.60	8,964.80	54,551.66	91,286.75	7,607.23	44,370.55	74,249.68	6,187.48	13
14	64,286.84	107,577.60	8,964.80	54,551.66	91,286.75	7,607.23	44,370.55	74,249.68	6,187.48	14
15	69,042.95	115,536.47	9,628.04	58,081.59	97,193.73	8,099.48	46,822.95	78,353.52	6,529.47	15
16	69,042.95	115,536.47	9,628.04	58,081.59	97,193.73	8,099.48	46,822.95	78,353.52	6,529.47	16
17	69,042.95	115,536.47	9,628.04	58,081.59	97,193.73	8,099.48	46,822.95	78,353.52	6,529.47	17
18	69,042.95	115,536.47	9,628.04	61,611.52	103,100.72	8,591.73	49,275.35	82,457.37	6,871.45	18
19	69,042.95	115,536.47	9,628.04	61,611.52	103,100.72	8,591.73	49,275.35	82,457.37	6,871.45	19
20	69,042.95	115,536.47	9,628.04	61,611.52	103,100.72	8,591.73	49,275.35	82,457.37	6,871.45	20
21	69,042.95	115,536.47	9,628.04	61,611.52	103,100.72	8,591.73	51,727.75	86,561.22	7,213.44	21
22	69,042.95	115,536.47	9,628.04	61,611.52	103,100.72	8,591.73	51,727.75	86,561.22	7,213.44	22
23	69,042.95	115,536.47	9,628.04	61,611.52	103,100.72	8,591.73	51,727.75	86,561.22	7,213.44	23
24	69,042.95	115,536.47	9,628.04	61,611.52	103,100.72	8,591.73	54,180.15	90,665.06	7,555.43	24
25	69,042.95	115,536.47	9,628.04	61,611.52	103,100.72	8,591.73	54,180.15	90,665.06	7,555.43	25
26	69,042.95	115,536.47	9,628.04	61,611.52	103,100.72	8,591.73	54,180.15	90,665.06	7,555.43	26

Fig.B1.4: Salary table, Professor positions (*zelfstandig academisch personeel (ZAP)*), Universiteit Hasselt. Values valid from July 2017.

ZAP : 2017

BRUTO MAANDLOON

ZAP trede	index	index	index	index	index	index
	1,6734 DOCENT 051	1,6734 DOCENT II 054	1,6734 HOOFDDOC 041	1,6734 HFDDOC II 044	1,6734 HOOGLER. 031	1,6734 GEW.HOUGL. 011
0	4171,55	4219,07	4776,98	4843,86	5593,20	6264,76
1	4171,55	4219,07	4776,98	4843,86	5593,20	6264,76
2	4171,55	4219,07	4776,98	4843,86	5593,20	6264,76
3	4418,74	4518,68	5117,93	5256,40	6083,96	6925,99
4	4418,74	4518,68	5117,93	5256,40	6083,96	6925,99
5	4418,74	4518,68	5117,93	5256,40	6083,96	6925,99
6	4665,92	4818,30	5458,88	5668,95	6574,71	7587,21
7	4665,92	4818,30	5458,88	5668,95	6574,71	7587,21
8	4665,92	4818,30	5458,88	5668,95	6574,71	7587,21
9	4913,11	5117,92	5799,83	6081,50	7065,47	8248,43
10	4913,11	5117,92	5799,83	6081,50	7065,47	8248,43
11	4913,11	5117,92	5799,83	6081,50	7065,47	8248,43
12	5160,29	5417,54	6140,77	6494,05	7556,23	8909,66
13	5160,29	5417,54	6140,77	6494,05	7556,23	8909,66
14	5160,29	5417,54	6140,77	6494,05	7556,23	8909,66
15	5407,48	5717,16	6481,72	6906,59	8046,98	9570,88
16	5407,48	5717,16	6481,72	6906,59	8046,98	9570,88
17	5407,48	5717,16	6481,72	6906,59	8046,98	9570,88
18	5642,11	6016,77	6822,67	7319,14	8537,74	9570,88
19	5654,66	6016,77	6822,67	7319,14	8537,74	9570,88
20	5654,66	6016,77	6822,67	7319,14	8537,74	9570,88
21	5901,85	6316,39	7163,62	7731,69	8537,74	9570,88
22	5901,85	6316,39	7163,62	7731,69	8537,74	9570,88
23	5901,85	6316,39	7163,62	7731,69	8537,74	9570,88
24	6149,03	6616,01	7504,57	8144,24	8537,74	9570,88

Germany

Fig.B2.1: Tarifvertrag im Öffentlichen Dienst (TV-L). PhD Candidates and Postdoctoral Researchers initial salaries fall within the "Entgeltgruppe" 13.

Anlage B zum TV-L

Entgelttabelle für die Entgeltgruppen 1 bis 15

- gültig ab 1. Oktober 2018 -

Entgelt- gruppe	Grundentgelt		Entwicklungsstufen			
	Stufe 1	Stufe 2	Stufe 3	Stufe 4	Stufe 5	Stufe 6
15	4.398,75	4.877,05	5.057,19	5.696,99	6.181,49	6.366,93
14	3.982,60	4.417,39	4.672,07	5.057,19	5.647,28	5.816,70
13	3.672,02	4.075,76	4.293,17	4.715,55	5.299,43	5.458,41
12	3.309,47	3.653,37	4.162,72	4.609,96	5.187,62	5.343,25
11	3.202,32	3.522,94	3.777,60	4.162,72	4.721,77	4.863,42
10	3.089,22	3.400,58	3.653,37	3.908,04	4.392,57	4.524,35
9	2.749,89	3.029,67	3.172,55	3.560,20	3.883,21	3.999,71
8	2.583,21	2.845,15	2.964,19	3.077,31	3.202,32	3.279,70
7	2.428,44	2.672,50	2.833,23	2.952,29	3.047,55	3.130,87
6	2.386,77	2.624,88	2.743,94	2.863,01	2.940,38	3.023,72
5	2.291,51	2.517,73	2.636,79	2.749,89	2.839,19	2.898,72
4	2.184,36	2.404,64	2.553,45	2.636,79	2.720,14	2.773,70
3	2.154,60	2.368,91	2.428,44	2.523,68	2.601,07	2.666,55
2	1.999,83	2.196,27	2.255,81	2.315,33	2.452,24	2.595,13
1	Je 4 Jahre	1.797,44	1.827,18	1.862,90	1.898,63	1.987,92

Fig.B2.2: Base salaries of the federal remuneration system W (*Bundesbesoldungsordnung W*). Pay grades W1, W2 und W3 apply to *Juniorprofessor*, *Außerordentlicher Professor* and *Ordentlicher Professor*, respectively. Table provided by *Der Deutsche Hochschulverband [GE20]*.

**Besoldungstabelle W-Besoldung mit Stand: August 2018
(Monatsgrundgehälter brutto in Euro)**

Besoldung	W 1	W 2	W 3
Bund ¹⁾	4.565,50	5.671,96	6.339,26
Baden-Württemberg	4.909,04	6.181,58	7.017,26
Bayern ²⁾	4.548,85	5.646,38	6.683,49
Berlin	4.435,67 *	5.599,82	6.421,59
Brandenburg **	4.393,91	5.000,31	6.043,22
Bremen **	4.363,92	4.967,98	6.006,79
Hamburg **	4.406,43	5.012,87	6.055,81
Hessen ³⁾	4.219,84	5.297,79	5.874,12
Mecklenburg-Vorpommern	4.321,14	5.601,12	6.528,99
Niedersachsen	4.412,61	5.726,01	6.229,12
Nordrhein-Westfalen	4.438,24	5.840,82	6.451,71
Rheinland-Pfalz	4.425,06	5.388,39	6.114,40
Saarland	4.236,22 ***	5.429,55	6.325,90
Sachsen ⁴⁾	4.537,88 ****	5.562,88	6.267,08
Sachsen-Anhalt	4.422,45	5.818,86	6.459,49
Schleswig-Holstein	4.370,88	5.730,76	6.489,17
Thüringen	4.444,13	5.705,57	6.098,50

Zu den Grundgehältern können je nach Besoldungsgruppe Berufungs- resp. BleibeLeistungsbezüge, besondere Leistungsbezüge, Funktionsleistungsbezüge und die sog. Lehr- und Forschungszulagen hinzutreten.

* W 1-Grundgehalt in Höhe von 4.235,67 Euro zzgl. Zulage von 200 Euro in erster Beschäftigungsphase nach Bundesbesoldungsgesetz – Überleitungsfassung Berlin – Anlage II Bundesbesoldungsordnung W – Vorbemerkungen Nr. 1 Abs. 3.

** W 2- und W 3-Grundgehälter werden um monatlichen Grundleistungsbezuges in Brandenburg in Höhe von 740,17 Euro, in Bremen in Höhe von 674,09 Euro und in Hamburg in Höhe von 674,64 Euro ergänzt.

*** Für nach dem 31.12.2010 neu berufene Juniorprofessorinnen/-professoren vermindert sich das Grundgehalt grundsätzlich um 370 Euro für die Dauer von 2 Jahren; Ausnahmen hiervon sind allerdings möglich bei einem Mangel an geeigneten Bewerbern. Die Vergütungsabsenkung gilt ferner nicht für Beamte, denen aus einem vor dem 1.1.2011 übertragenen Eingangsamte der Besoldungsgruppe A 9 – A 13 ein Anspruch auf Dienstbezüge zustand (vgl. § 3 b Besoldungsgesetz Saarland).

**** In W 1 wird mit der ersten Verlängerung des Beamtenverhältnisses auf Zeit gemäß § 35 Abs. 2 Sächsisches Besoldungsgesetz eine 2. Stufe erreicht. Das Grundgehalt beträgt dann 4.899,56 Euro.

The Netherlands

Fig.B3: CAO table of salaries defined by the Collective Agreement of Dutch Universities (CAO) set by the Association of Universities in the Netherlands (VSNU) [NE7]. Numbers valid from May 2018.

trede	SALARISSCHALEN PER 01-05-2018																		FUNCTIESCHALEN				
	1	2	3	4	5	6	7	8	9	10	11	12	13	14	15	16	17	18	H2	H1	P	SA	TOIO
0	1.638	1.673	1.706	1.746	1.811	1.942	2.204	2.514	2.763	2.640	3.545	4.294	4.911	5.160	5.595	6.060	6.567	7.213	5.441	6.060	2.266		1.865
1	1.706	1.746	1.746	1.779	1.890	1.997	2.266	2.640	2.897	2.763	3.677	4.419	5.039	5.284	5.749	6.223	6.777	7.442	5.595	6.223	2.640		
2	1.779	1.811	1.811	1.851	1.997	2.138	2.390	2.763	3.044	2.897	3.796	4.542	5.160	5.441	5.903	6.393	6.993	7.677	5.749	6.393	2.763	1.997	
3	1.811	1.890	1.890	1.942	2.138	2.266	2.514	2.897	3.173	3.044	3.916	4.669	5.284	5.595	6.060	6.567	7.213	7.921	5.903	6.567	2.897	2.138	
4	1.851	1.942	1.997	2.068	2.204	2.329	2.577	2.975	3.303	3.173	4.033	4.787	5.441	5.749	6.223	6.777	7.442	8.176	6.060	6.777		2.329	
5	1.890	1.997	2.068	2.138	2.266	2.390	2.640	3.044	3.425	3.303	4.166	4.911	5.595	5.903	6.393	6.993	7.677	8.433	6.223	6.993			
6	1.942	2.068	2.138	2.204	2.329	2.452	2.700	3.106	3.545	3.425	4.294	5.039	5.749	6.060	6.567	7.213	7.921	8.703	6.393	7.213			
7		2.138	2.204	2.266	2.390	2.514	2.763	3.173	3.677	3.545	4.419	5.160	5.903	6.223	6.777	7.442	8.176	8.981	6.567	7.442			
8			2.266	2.329	2.452	2.577	2.828	3.243	3.796	3.677	4.542	5.284	5.978	6.393	6.993	7.677	8.433	9.267	6.777	7.677			
9				2.329	2.390	2.514	2.640	2.897	3.303		3.796	4.669	5.441		6.567	7.213	7.921	8.703	9.563	6.993	7.921		
10					2.452	2.577	2.700	2.975	3.358		3.916	4.787	5.513						7.213	8.176			
11											4.033	4.852								7.442	8.433		
12											4.166									7.677	8.703		
13																				7.921	8.981		
14																					9.267		
15																					9.563		

Fig.B4.1: Salaries table for Assistant Professors (*Ricercatore Universitari*). Numbers and system progression valid after the 2011 reform [IT4].

Allegato 3 - art. 3, comma 6

Trattamento economico annuo lordo - Ricercatori a tempo determinato assunti secondo il nuovo regime

Tempo pieno

Stipendio tabellare (13 mensilità)	Assegno aggiuntivo (12 mensilità)	Indennità integrativa speciale (13 mensilità)	Totale annuo lordo
20375,31	3.868,22	10.654,53	34.898,06

Fig.B4.2: Salary table for Assistant Professors (*Ricercatore Universitari*) showing a comparison of the old system for salary progression, based on biennial increase steps and the new system based on triennial increase steps [IT4].

Allegato 1 - art. 2, comma 1

**c) Rimodulazione trattamento economico annuo lordo - Ricercatori Universitari
Tempo Pieno**

Progressione economica per classi e scatti biennali					Rimodulazione progressione economica per classi triennali						Importi differenziali alla transizione	
Progressione economica per classi e scatti biennali	Stipendio tabellare (13 mensilità)	Assegno aggiuntivo (12 mensilità)	Indennità integrativa speciale (13 mensilità)	Totale annuo lordo (B)	Progressione economica per classi triennali	Stipendio tabellare (13 mensilità) alla transizione (C)	Stipendio tabellare (13 mensilità) a regime (D)	Assegno aggiuntivo (12 mensilità)	Indennità integrativa speciale (13 mensilità)	Totale annuo lordo regime triennale (E)	Variazione stipendio alla transizione (A-D)	Variazione lordo alla transizione (E-B)
0	20.375,31	3.868,22	10.654,53	34.898,06	0	20.375,31	20.375,31	3.868,22	10.654,53	34.898,06	0,00	0,00
0	20.375,31	3.868,22	10.654,53	34.898,06	0	20.375,31	20.375,31	3.868,22	10.654,53	34.898,06	0,00	0,00
1	22.005,34	4.512,92	10.654,53	37.172,79	0	22.005,34	20.375,31	4.512,92	10.654,53	37.172,79	1.630,03	0,00
1	22.005,34	4.512,92	10.654,53	37.172,79	1	22.005,34	23.635,35	4.512,92	10.654,53	37.172,79	-1.630,02	0,00
2	23.635,35	4.512,92	10.654,53	38.802,80	1	23.635,35	23.635,35	4.512,92	10.654,53	38.802,80	0,00	0,00
2	23.635,35	4.512,92	10.654,53	38.802,80	1	23.635,35	23.635,35	4.512,92	10.654,53	38.802,80	0,00	0,00
3	25.265,39	5.157,62	10.654,53	41.077,54	2	25.265,39	25.265,39	5.157,62	10.654,53	41.077,54	0,00	0,00
3	25.265,39	5.157,62	10.654,53	41.077,54	2	25.265,39	25.265,39	5.157,62	10.654,53	41.077,54	0,00	0,00
4	26.895,42	5.157,62	10.654,53	42.707,57	2	26.895,42	25.265,39	5.157,62	10.654,53	42.707,57	1.630,03	0,00
4	26.895,42	5.157,62	10.654,53	42.707,57	3	26.895,42	28.525,43	5.157,62	10.654,53	42.707,57	-1.630,02	0,00
5	28.525,43	5.802,32	10.654,53	44.982,28	3	28.525,43	28.525,43	5.802,32	10.654,53	44.982,28	0,00	0,00
5	28.525,43	5.802,32	10.654,53	44.982,28	3	28.525,43	28.525,43	5.802,32	10.654,53	44.982,28	0,00	0,00
6	30.155,45	6.447,03	10.654,53	47.257,01	4	30.155,45	30.155,45	6.447,03	10.654,53	47.257,01	0,00	0,00
6	30.155,45	6.447,03	10.654,53	47.257,01	4	30.155,45	30.155,45	6.447,03	10.654,53	47.257,01	0,00	0,00
7	31.964,79	6.447,03	10.654,53	49.066,35	4	31.964,79	30.155,45	6.447,03	10.654,53	49.066,35	1.809,34	0,00
7	31.964,79	6.447,03	10.654,53	49.066,35	5	31.964,79	33.774,12	6.447,03	10.654,53	49.066,35	-1.809,33	0,00
8	33.774,12	6.447,03	10.654,53	50.875,68	5	33.774,12	33.774,12	6.447,03	10.654,53	50.875,68	0,00	0,00
8	33.774,12	6.447,03	10.654,53	50.875,68	5	33.774,12	33.774,12	6.447,03	10.654,53	50.875,68	0,00	0,00
9	35.583,44	6.447,03	10.654,53	52.685,00	6	35.583,44	35.583,44	6.447,03	10.654,53	52.685,00	0,00	0,00
9	35.583,44	6.447,03	10.654,53	52.685,00	6	35.583,44	35.583,44	6.447,03	10.654,53	52.685,00	0,00	0,00
10	37.392,78	6.447,03	10.654,53	54.494,34	6	37.392,78	35.583,44	6.447,03	10.654,53	54.494,34	1.809,34	0,00
10	37.392,78	6.447,03	10.654,53	54.494,34	7	37.392,78	39.202,09	6.447,03	10.654,53	54.494,34	-1.809,31	0,00
11	39.202,09	6.447,03	10.654,53	56.303,64	7	39.202,09	39.202,09	6.447,03	10.654,53	56.303,64	0,00	0,00
11	39.202,09	6.447,03	10.654,53	56.303,64	7	39.202,09	39.202,09	6.447,03	10.654,53	56.303,64	0,00	0,00
12	41.011,43	6.447,03	10.654,53	58.112,98	8	41.011,43	41.011,43	6.447,03	10.654,53	58.112,98	0,00	0,00
12	41.011,43	6.447,03	10.654,53	58.112,98	8	41.011,43	41.011,43	6.447,03	10.654,53	58.112,98	0,00	0,00
13	42.820,75	6.447,03	10.654,53	59.922,31	8	42.820,75	41.011,43	6.447,03	10.654,53	59.922,31	1.809,33	0,00
13	42.820,75	6.447,03	10.654,53	59.922,31	9	42.820,75	44.630,07	6.447,03	10.654,53	59.922,31	-1.809,32	0,00
14	44.630,07	6.447,03	10.654,53	61.731,63	9	44.630,07	44.630,07	6.447,03	10.654,53	61.731,63	0,00	0,00
14	44.630,07	6.447,03	10.654,53	61.731,63	9	44.630,07	44.630,07	6.447,03	10.654,53	61.731,63	0,00	0,00
14	45.745,83	6.447,03	10.654,53	62.847,39	10	45.745,83	45.745,83	6.447,03	10.654,53	62.847,39	0,00	0,00
14	45.745,83	6.447,03	10.654,53	62.847,39	10	45.745,83	45.745,83	6.447,03	10.654,53	62.847,39	0,00	0,00
14	46.861,59	6.447,03	10.654,53	63.963,15	10	46.861,59	45.745,83	6.447,03	10.654,53	63.963,15	1.115,76	0,00
14	46.861,59	6.447,03	10.654,53	63.963,15	11	46.861,59	47.977,35	6.447,03	10.654,53	63.963,15	-1.115,76	0,00
14	47.977,35	6.447,03	10.654,53	65.078,90	11	47.977,35	47.977,35	6.447,03	10.654,53	65.078,90	0,00	0,00
14	47.977,35	6.447,03	10.654,53	65.078,90	11	47.977,35	47.977,35	6.447,03	10.654,53	65.078,90	0,00	0,00
14	49.093,10	6.447,03	10.654,53	66.194,66	12	49.093,10	49.093,10	6.447,03	10.654,53	66.194,66	0,00	0,00
14	49.093,10	6.447,03	10.654,53	66.194,66	12	49.093,10	49.093,10	6.447,03	10.654,53	66.194,66	0,00	0,00
14	50.208,86	6.447,03	10.654,53	67.310,42	12	50.208,86	49.093,10	6.447,03	10.654,53	67.310,42	1.115,76	0,00
14	50.208,86	6.447,03	10.654,53	67.310,42	13	50.208,86	51.324,62	6.447,03	10.654,53	67.310,42	-1.115,76	0,00
14	51.324,62	6.447,03	10.654,53	68.426,18	13	51.324,62	51.324,62	6.447,03	10.654,53	68.426,18	0,00	0,00
14	51.324,62	6.447,03	10.654,53	68.426,18	13	51.324,62	51.324,62	6.447,03	10.654,53	68.426,18	0,00	0,00

Fig.B4.3: Salary table for Associate Professors (*Professore Associati*). Numbers and system progression valid after the 2011 reform [IT4].

Allegato 2 - art. 3, comma 2

**b) Prospetto Trattamento Economico - Professori Associati (II fascia)
assunti secondo il nuovo regime**

Tempo Pieno

Progressione economica per classi triennali	Stipendio tabellare (13 mensilità)	Assegno aggiuntivo (12 mensilità)	Indennità integrativa speciale (13 mensilità)	Totale annuo lordo
0	33.089,44	6.447,03	11.294,95	50.831,42
0	33.089,44	6.447,03	11.294,95	50.831,42
0	33.089,44	6.447,03	11.294,95	50.831,42
1	35.371,47	7.368,04	11.294,95	54.034,47
1	35.371,47	7.368,04	11.294,95	54.034,47
1	35.371,47	7.368,04	11.294,95	54.034,47
2	39.935,55	7.982,04	11.294,95	59.212,54
2	39.935,55	7.982,04	11.294,95	59.212,54
2	39.935,55	7.982,04	11.294,95	59.212,54
3	42.217,55	9.210,04	11.294,95	62.722,55
3	42.217,55	9.210,04	11.294,95	62.722,55
3	42.217,55	9.210,04	11.294,95	62.722,55
4	47.283,68	9.210,04	11.294,95	67.788,67
4	47.283,68	9.210,04	11.294,95	67.788,67
4	47.283,68	9.210,04	11.294,95	67.788,67
5	49.816,73	9.210,04	11.294,95	70.321,72
5	49.816,73	9.210,04	11.294,95	70.321,72
5	49.816,73	9.210,04	11.294,95	70.321,72
6	54.882,82	9.210,04	11.294,95	75.387,81
6	54.882,82	9.210,04	11.294,95	75.387,81
6	54.882,82	9.210,04	11.294,95	75.387,81
7	57.415,88	9.210,04	11.294,95	77.920,87
7	57.415,88	9.210,04	11.294,95	77.920,87
7	57.415,88	9.210,04	11.294,95	77.920,87
8	62.482,00	9.210,04	11.294,95	82.986,99
8	62.482,00	9.210,04	11.294,95	82.986,99
8	62.482,00	9.210,04	11.294,95	82.986,99
9	64.044,05	9.210,04	11.294,95	84.549,04
9	64.044,05	9.210,04	11.294,95	84.549,04
9	64.044,05	9.210,04	11.294,95	84.549,04
10	67.168,14	9.210,04	11.294,95	87.673,13
10	67.168,14	9.210,04	11.294,95	87.673,13
10	67.168,14	9.210,04	11.294,95	87.673,13
11	68.730,19	9.210,04	11.294,95	89.235,18
11	68.730,19	9.210,04	11.294,95	89.235,18
11	68.730,19	9.210,04	11.294,95	89.235,18
12	71.854,28	9.210,04	11.294,95	92.359,28
12	71.854,28	9.210,04	11.294,95	92.359,28
12	71.854,28	9.210,04	11.294,95	92.359,28

Fig.B4.4: Salary tables for Associate Professors (*Professore Associati*) showing a comparison between the old system for salary progression, based on biennial increase steps and the new system, based on triennial increase steps [IT4].

Allegato 1 - art. 2, comma 1

b) Rimodulazione trattamento economico annuo lordo - Professori Associati (II fascia)

Tempo Pieno

Progressione economica per classi e scatti biennali					Rimodulazione progressione economica per classi triennali						Importi differenziali alla transizione	
Progressione economica per classi e scatti biennali	Stipendio tabellare (13 mensilità)	Assegno aggiuntivo (12 mensilità)	Indennità integrativa speciale (13 mensilità)	Totale annuo lordo (B)	Progressione economica per classi triennali	Stipendio tabellare (13 mensilità) alla transizione (C)	Stipendio tabellare (13 mensilità) a regime (D)	Assegno aggiuntivo (12 mensilità)	Indennità integrativa speciale (13 mensilità)	Totale annuo lordo regime triennale	Variazione stipendio alla transizione (A-D)	Variazione lordo alla transizione (E-B)
0	28.525,38	5.526,04	11.294,95	45.346,37	0	28.525,38	28.525,38	5.526,04	11.294,95	45.346,37	0,00	0,00
0	28.525,38	5.526,04	11.294,95	45.346,37	0	28.525,38	28.525,38	5.526,04	11.294,95	45.346,37	0,00	0,00
1	30.807,41	6.447,03	11.294,95	48.549,39	0	30.807,41	28.525,38	6.447,03	11.294,95	48.549,39	2.282,03	0,00
1	30.807,41	6.447,03	11.294,95	48.549,39	1	30.807,41	33.089,44	6.447,03	11.294,95	48.549,39	-2.282,03	0,00
2	33.089,44	6.447,03	11.294,95	50.831,42	1	33.089,44	33.089,44	6.447,03	11.294,95	50.831,42	0,00	0,00
2	33.089,44	6.447,03	11.294,95	50.831,42	1	33.089,44	33.089,44	6.447,03	11.294,95	50.831,42	0,00	0,00
3	35.371,47	7.368,04	11.294,95	54.034,47	2	35.371,47	35.371,47	7.368,04	11.294,95	54.034,47	0,00	0,00
3	35.371,47	7.368,04	11.294,95	54.034,47	2	35.371,47	35.371,47	7.368,04	11.294,95	54.034,47	0,00	0,00
4	37.653,50	7.368,04	11.294,95	56.316,50	2	37.653,50	35.371,47	7.368,04	11.294,95	56.316,50	2.282,03	0,00
4	37.653,50	7.368,04	11.294,95	56.316,50	3	37.653,50	39.935,55	7.368,04	11.294,95	56.316,50	-2.282,04	0,00
5	39.935,55	8.289,04	11.294,95	59.519,54	3	39.935,55	39.935,55	8.289,04	11.294,95	59.519,54	0,00	0,00
5	39.935,55	8.289,04	11.294,95	59.519,54	3	39.935,55	39.935,55	8.289,04	11.294,95	59.519,54	0,00	0,00
6	42.217,55	9.210,04	11.294,95	62.722,55	4	42.217,55	42.217,55	9.210,04	11.294,95	62.722,55	0,00	0,00
6	42.217,55	9.210,04	11.294,95	62.722,55	4	42.217,55	42.217,55	9.210,04	11.294,95	62.722,55	0,00	0,00
7	44.750,63	9.210,04	11.294,95	65.255,62	4	44.750,63	42.217,55	9.210,04	11.294,95	65.255,62	2.533,07	0,00
7	44.750,63	9.210,04	11.294,95	65.255,62	5	44.750,63	47.283,68	9.210,04	11.294,95	65.255,62	-2.533,05	0,00
8	47.283,68	9.210,04	11.294,95	67.788,67	5	47.283,68	47.283,68	9.210,04	11.294,95	67.788,67	0,00	0,00
8	47.283,68	9.210,04	11.294,95	67.788,67	5	47.283,68	47.283,68	9.210,04	11.294,95	67.788,67	0,00	0,00
9	49.816,73	9.210,04	11.294,95	70.321,72	6	49.816,73	49.816,73	9.210,04	11.294,95	70.321,72	0,00	0,00
9	49.816,73	9.210,04	11.294,95	70.321,72	6	49.816,73	49.816,73	9.210,04	11.294,95	70.321,72	0,00	0,00
10	52.349,79	9.210,04	11.294,95	72.854,78	6	52.349,79	49.816,73	9.210,04	11.294,95	72.854,78	2.533,06	0,00
10	52.349,79	9.210,04	11.294,95	72.854,78	7	52.349,79	54.882,82	9.210,04	11.294,95	72.854,78	-2.533,03	0,00
11	54.882,82	9.210,04	11.294,95	75.387,81	7	54.882,82	54.882,82	9.210,04	11.294,95	75.387,81	0,00	0,00
11	54.882,82	9.210,04	11.294,95	75.387,81	7	54.882,82	54.882,82	9.210,04	11.294,95	75.387,81	0,00	0,00
12	57.415,88	9.210,04	11.294,95	77.920,87	8	57.415,88	57.415,88	9.210,04	11.294,95	77.920,87	0,00	0,00
12	57.415,88	9.210,04	11.294,95	77.920,87	8	57.415,88	57.415,88	9.210,04	11.294,95	77.920,87	0,00	0,00
13	59.948,93	9.210,04	11.294,95	80.453,92	8	59.948,93	57.415,88	9.210,04	11.294,95	80.453,92	2.533,05	0,00
13	59.948,93	9.210,04	11.294,95	80.453,92	9	59.948,93	62.482,00	9.210,04	11.294,95	80.453,92	-2.533,07	0,00
14	62.482,00	9.210,04	11.294,95	82.986,99	9	62.482,00	62.482,00	9.210,04	11.294,95	82.986,99	0,00	0,00
14	62.482,00	9.210,04	11.294,95	82.986,99	9	62.482,00	62.482,00	9.210,04	11.294,95	82.986,99	0,00	0,00
14	64.044,05	9.210,04	11.294,95	84.549,04	10	64.044,05	64.044,05	9.210,04	11.294,95	84.549,04	0,00	0,00
14	64.044,05	9.210,04	11.294,95	84.549,04	10	64.044,05	64.044,05	9.210,04	11.294,95	84.549,04	0,00	0,00
14	65.606,09	9.210,04	11.294,95	86.111,09	10	65.606,09	64.044,05	9.210,04	11.294,95	86.111,09	1.562,05	0,00
14	65.606,09	9.210,04	11.294,95	86.111,09	11	65.606,09	67.168,14	9.210,04	11.294,95	86.111,09	-1.562,05	0,00
14	67.168,14	9.210,04	11.294,95	87.673,13	11	67.168,14	67.168,14	9.210,04	11.294,95	87.673,13	0,00	0,00
14	67.168,14	9.210,04	11.294,95	87.673,13	11	67.168,14	67.168,14	9.210,04	11.294,95	87.673,13	0,00	0,00
14	68.730,19	9.210,04	11.294,95	89.235,18	12	68.730,19	68.730,19	9.210,04	11.294,95	89.235,18	0,00	0,00
14	68.730,19	9.210,04	11.294,95	89.235,18	12	68.730,19	68.730,19	9.210,04	11.294,95	89.235,18	0,00	0,00
14	70.292,24	9.210,04	11.294,95	90.797,23	12	70.292,24	68.730,19	9.210,04	11.294,95	90.797,23	1.562,05	0,00
14	70.292,24	9.210,04	11.294,95	90.797,23	13	70.292,24	71.854,28	9.210,04	11.294,95	90.797,23	-1.562,05	0,00
14	71.854,28	9.210,04	11.294,95	92.359,28	13	71.854,28	71.854,28	9.210,04	11.294,95	92.359,28	0,00	0,00
14	71.854,28	9.210,04	11.294,95	92.359,28	13	71.854,28	71.854,28	9.210,04	11.294,95	92.359,28	0,00	0,00

Fig.B4.5: Salary table for Full Professors (*Professore Ordinari*). Numbers and system progression valid after the 2011 reform [IT4]

Allegato 2 - art. 3, comma 2

**a) Trattamento Economico annuo lordo - Professori Ordinari (I fascia)
assunti secondo il nuovo regime**

Tempo Pieno

Progressione economica per classi triennali	Stipendio tabellare (13 mensilità)	Assegno aggiuntivo (12 mensilità)	Indennità integrativa speciale (13 mensilità)	Totale annuo lordo
0	49.808,74	10.525,78	12.096,12	72.430,64
0	49.808,74	10.525,78	12.096,12	72.430,64
0	49.808,74	10.525,78	12.096,12	72.430,64
1	56.235,67	11.402,92	12.096,12	79.734,71
1	56.235,67	11.402,92	12.096,12	79.734,71
1	56.235,67	11.402,92	12.096,12	79.734,71
2	59.449,13	13.157,21	12.096,12	84.702,46
2	59.449,13	13.157,21	12.096,12	84.702,46
2	59.449,13	13.157,21	12.096,12	84.702,46
3	66.583,04	13.157,21	12.096,12	91.836,37
3	66.583,04	13.157,21	12.096,12	91.836,37
3	66.583,04	13.157,21	12.096,12	91.836,37
4	70.149,99	13.157,21	12.096,12	95.403,32
4	70.149,99	13.157,21	12.096,12	95.403,32
4	70.149,99	13.157,21	12.096,12	95.403,32
5	77.283,88	13.157,21	12.096,12	102.537,21
5	77.283,88	13.157,21	12.096,12	102.537,21
5	77.283,88	13.157,21	12.096,12	102.537,21
6	80.850,82	13.157,21	12.096,12	106.104,15
6	80.850,82	13.157,21	12.096,12	106.104,15
6	80.850,82	13.157,21	12.096,12	106.104,15
7	87.984,73	13.157,21	12.096,12	113.238,06
7	87.984,73	13.157,21	12.096,12	113.238,06
7	87.984,73	13.157,21	12.096,12	113.238,06
8	90.184,35	13.157,21	12.096,12	115.437,68
8	90.184,35	13.157,21	12.096,12	115.437,68
8	90.184,35	13.157,21	12.096,12	115.437,68
9	94.583,59	13.157,21	12.096,12	119.836,92
9	94.583,59	13.157,21	12.096,12	119.836,92
9	94.583,59	13.157,21	12.096,12	119.836,92
10	96.783,21	13.157,21	12.096,12	122.036,54
10	96.783,21	13.157,21	12.096,12	122.036,54
10	96.783,21	13.157,21	12.096,12	122.036,54
11	101.182,46	13.157,21	12.096,12	126.435,79
11	101.182,46	13.157,21	12.096,12	126.435,79
11	101.182,46	13.157,21	12.096,12	126.435,79

Fig.B4.6: Salary tables for Full Professors (*Professore Ordinario*) showing a comparison between the old system for salary progression, based on biennial increase steps, and the new system, based on triennial increase steps [IT4].

Allegato 1 - art. 2, comma 1

a) Rimodulazione trattamento economico annuo lordo - Professori Ordinari (I fascia)

Tempo Pieno

Progressione economica per classi e scatti biennali					Rimodulazione progressione economica per classi triennali					Importi differenziali alla transizione		
Progressione economica per classi e scatti biennali	Stipendio tabellare (13 mensilità)	Assegno aggiuntivo (12 mensilità)	Indennità integrativa speciale (13 mensilità)	Totale annuo lordo (B)	Progressione economica per classi triennali	Stipendio tabellare (13 mensilità) alla transizione (C)	Stipendio tabellare (13 mensilità) a regime (D)	Assegno aggiuntivo (12 mensilità)	Indennità integrativa speciale (13 mensilità)	Totale annuo lordo regime triennale (E)	Variazione stipendio alla transizione (A-D)	Variazione lordo alla transizione (E-B)
0	40.168,34	7.894,33	12.096,12	60.158,79	0	40.168,34	40.168,34	7.894,33	12.096,12	60.158,79	0,00	0,00
0	40.168,34	7.894,33	12.096,12	60.158,79	0	40.168,34	40.168,34	7.894,33	12.096,12	60.158,79	0,00	0,00
1	43.381,82	9.210,04	12.096,12	64.687,98	0	43.381,82	40.168,34	9.210,04	12.096,12	64.687,98	3.213,48	0,00
1	43.381,82	9.210,04	12.096,12	64.687,98	1	43.381,82	46.595,27	9.210,04	12.096,12	64.687,98	-3.213,45	0,00
2	46.595,27	9.210,04	12.096,12	67.901,43	1	46.595,27	46.595,27	9.210,04	12.096,12	67.901,43	0,00	0,00
2	46.595,27	9.210,04	12.096,12	67.901,43	1	46.595,27	46.595,27	9.210,04	12.096,12	67.901,43	0,00	0,00
3	49.808,74	10.525,78	12.096,12	72.430,64	2	49.808,74	49.808,74	10.525,78	12.096,12	72.430,64	0,00	0,00
3	49.808,74	10.525,78	12.096,12	72.430,64	2	49.808,74	49.808,74	10.525,78	12.096,12	72.430,64	0,00	0,00
4	53.022,20	10.525,78	12.096,12	75.644,10	2	53.022,20	49.808,74	10.525,78	12.096,12	75.644,10	3.213,46	0,00
4	53.022,20	10.525,78	12.096,12	75.644,10	3	53.022,20	56.235,67	10.525,78	12.096,12	75.644,10	-3.213,47	0,00
5	56.235,67	11.841,49	12.096,12	80.173,28	3	56.235,67	56.235,67	11.841,49	12.096,12	80.173,28	0,00	0,00
5	56.235,67	11.841,49	12.096,12	80.173,28	3	56.235,67	56.235,67	11.841,49	12.096,12	80.173,28	0,00	0,00
6	59.449,13	13.157,21	12.096,12	84.702,46	4	59.449,13	59.449,13	13.157,21	12.096,12	84.702,46	0,00	0,00
6	59.449,13	13.157,21	12.096,12	84.702,46	4	59.449,13	59.449,13	13.157,21	12.096,12	84.702,46	0,00	0,00
7	63.016,08	13.157,21	12.096,12	88.269,41	4	63.016,08	59.449,13	13.157,21	12.096,12	88.269,41	3.566,95	0,00
7	63.016,08	13.157,21	12.096,12	88.269,41	5	63.016,08	66.583,04	13.157,21	12.096,12	88.269,41	-3.566,96	0,00
8	66.583,04	13.157,21	12.096,12	91.836,37	5	66.583,04	66.583,04	13.157,21	12.096,12	91.836,37	0,00	0,00
8	66.583,04	13.157,21	12.096,12	91.836,37	5	66.583,04	66.583,04	13.157,21	12.096,12	91.836,37	0,00	0,00
9	70.149,99	13.157,21	12.096,12	95.403,32	6	70.149,99	70.149,99	13.157,21	12.096,12	95.403,32	0,00	0,00
9	70.149,99	13.157,21	12.096,12	95.403,32	6	70.149,99	70.149,99	13.157,21	12.096,12	95.403,32	0,00	0,00
10	73.716,92	13.157,21	12.096,12	98.970,25	6	73.716,92	70.149,99	13.157,21	12.096,12	98.970,25	3.566,93	0,00
10	73.716,92	13.157,21	12.096,12	98.970,25	7	73.716,92	77.283,88	13.157,21	12.096,12	98.970,25	-3.566,96	0,00
11	77.283,88	13.157,21	12.096,12	102.537,21	7	77.283,88	77.283,88	13.157,21	12.096,12	102.537,21	0,00	0,00
11	77.283,88	13.157,21	12.096,12	102.537,21	7	77.283,88	77.283,88	13.157,21	12.096,12	102.537,21	0,00	0,00
12	80.850,82	13.157,21	12.096,12	106.104,15	8	80.850,82	80.850,82	13.157,21	12.096,12	106.104,15	0,00	0,00
12	80.850,82	13.157,21	12.096,12	106.104,15	8	80.850,82	80.850,82	13.157,21	12.096,12	106.104,15	0,00	0,00
13	84.417,79	13.157,21	12.096,12	109.671,12	8	84.417,79	80.850,82	13.157,21	12.096,12	109.671,12	3.566,96	0,00
13	84.417,79	13.157,21	12.096,12	109.671,12	9	84.417,79	87.984,73	13.157,21	12.096,12	109.671,12	-3.566,94	0,00
14	87.984,73	13.157,21	12.096,12	113.238,06	9	87.984,73	87.984,73	13.157,21	12.096,12	113.238,06	0,00	0,00
14	87.984,73	13.157,21	12.096,12	113.238,06	9	87.984,73	87.984,73	13.157,21	12.096,12	113.238,06	0,00	0,00
14	90.184,35	13.157,21	12.096,12	115.437,68	10	90.184,35	90.184,35	13.157,21	12.096,12	115.437,68	0,00	0,00
14	90.184,35	13.157,21	12.096,12	115.437,68	10	90.184,35	90.184,35	13.157,21	12.096,12	115.437,68	0,00	0,00
14	92.383,97	13.157,21	12.096,12	117.637,30	10	92.383,97	90.184,35	13.157,21	12.096,12	117.637,30	2.199,62	0,00
14	92.383,97	13.157,21	12.096,12	117.637,30	11	92.383,97	94.583,59	13.157,21	12.096,12	117.637,30	-2.199,62	0,00
14	94.583,59	13.157,21	12.096,12	119.836,92	11	94.583,59	94.583,59	13.157,21	12.096,12	119.836,92	0,00	0,00
14	94.583,59	13.157,21	12.096,12	119.836,92	11	94.583,59	94.583,59	13.157,21	12.096,12	119.836,92	0,00	0,00
14	96.783,21	13.157,21	12.096,12	122.036,54	12	96.783,21	96.783,21	13.157,21	12.096,12	122.036,54	0,00	0,00
14	96.783,21	13.157,21	12.096,12	122.036,54	12	96.783,21	96.783,21	13.157,21	12.096,12	122.036,54	0,00	0,00
14	98.982,83	13.157,21	12.096,12	124.236,16	12	98.982,83	96.783,21	13.157,21	12.096,12	124.236,16	2.199,62	0,00
14	98.982,83	13.157,21	12.096,12	124.236,16	13	98.982,83	101.182,46	13.157,21	12.096,12	124.236,16	-2.199,62	0,00
14	101.182,46	13.157,21	12.096,12	126.435,79	13	101.182,46	101.182,46	13.157,21	12.096,12	126.435,79	0,00	0,00
14	101.182,46	13.157,21	12.096,12	126.435,79	13	101.182,46	101.182,46	13.157,21	12.096,12	126.435,79	0,00	0,00

Lithuania

Fig.B5: Monthly salaries paid to different professor positions before taxes at 11 state Universities. DELFI informal poling [LT6].

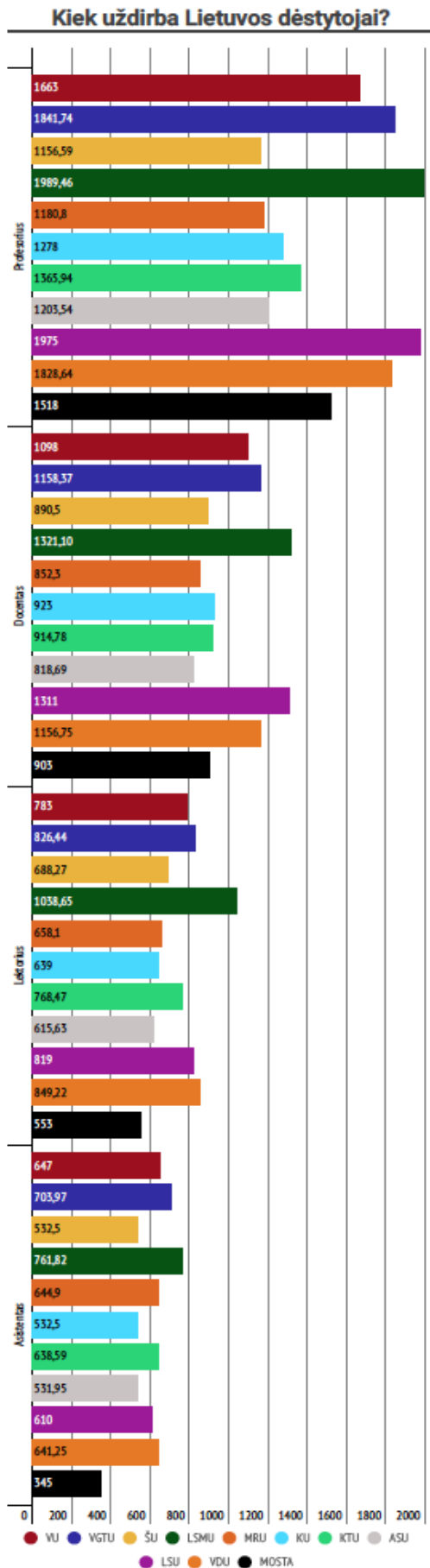


Fig.B6: Salary scale and grade structure for academic positions at the University of Edinburgh

National Spinal Point	Full-Time Salary from 1st August 2018	University of Edinburgh Grade Structure	
		Normal Grade Point Contribution Point	Normal Grade Point Contribution Point
2	£15,842		
3	£16,146		
4	£16,460		
5	£16,766		
6	£17,079		
7	£17,408		
8	£17,751		
9	£18,189		
10	£18,688		
11	£19,202		
12	£19,730		
13	£20,275		
14	£20,836		
15	£21,414		
16	£22,017		
17	£22,659		
18	£23,334		
19	£24,029		
20	£24,771		
21	£25,482		
22	£26,243		
23	£27,025		
24	£27,830		
25	£28,660		
26	£29,515		
27	£30,395		
28	£31,302		
29	£32,236		
30	£33,199		
31	£34,189		
32	£35,211		
33	£36,261		
34	£37,345		
35	£38,460		
36	£39,609		
37	£40,792		
38	£42,036		
39	£43,267		
40	£44,559		
41	£45,892		
42	£47,263		
43	£48,677		
44	£50,132		
45	£51,630		
46	£53,174		
47	£54,765		
48	£56,403		
49	£58,089		
50	£59,828		
51	£61,618		
52	£63,448		
53	£65,510		
54	£67,561		
55	£69,753		
56	£71,942		
57	£74,276		
58	£76,609		
59	£79,286		
60	£81,960		
61	£84,822		
62	£87,186		
63	£91,212		
64	£94,733		
65	£97,551		
66	£100,369		

University of Edinburgh Grade Structure	
Normal Grade Point Contribution Point	Normal Grade Point Contribution Point
UE01	
	UE02
	UE02
UE03	
UE03	
	UE04
	UE04
UE05	
UE05	
	UE06
	UE06
UE07	
UE07	
	UE08
	UE08
UE09	
UE09	
	UE10
	UE10

Appendix C: References and sources consulted

Austria

AT1. Studieren.at – Dein Studienführer für Österreich. <http://www.studieren.at/universitaet-oesterreich>

AT2. Österreichische Fachhochschul-Konferenz. Alle Fachhochschulen und Studiengänge im Überblick. FH Guide – Das gesamte Angebot. <http://www.fachhochschulen.ac.at>

AT3. Bundesministerium für Wissenschaft, Forschung und Wirtschaft. [http://wissenschaft.bmfw.gv.at/bmfw/studium](http://wissenschaft.bmwf.gv.at/bmfw/studium)

AT4. Kollektivvertrag für die Arbeitnehmerinnen der Universitäten. Dachverband Der Universitäten, 2017. http://www.tuwien.ac.at/fileadmin/t/tuwien/downloads/VR_Pers_Gender/Arbeitsrecht/KollV_2017.pdf

AT5. https://www.tuwien.ac.at/fileadmin/t/pers1/bilder/Praedoc_KV-Tarif.JPG

AT6. https://www.tuwien.ac.at/fileadmin/t/pers1/bilder/Postdoc_KV-Tarif.JPG

AT7. https://www.tuwien.ac.at/fileadmin/t/pers1/bilder/Ass.Prof_KV-Tarif.JPG

Belgium

BE1. <http://www.studyinlanders.be>

BE2. <http://www.enseignement.be>

BE3. Conseil des recteurs. <http://www.cref.be>

BE4. <http://onderwijs.vlaanderen.be/nl/wegwijs-het-hoger-onderwijs>

BE5. ETNIC - Fédération Wallonie-Bruxelles. <http://www.etic.be>

BE6. <http://www.uhasselt.be/UH/Doctoreren-HNP/Statuten-en-financiering.html>

BE7. <http://www.kuleuven.be/personeel/jobsite/en/phd>

BE8.

- <http://onderwijs.vlaanderen.be/nl/aanstelling-of-benoeming-universiteiten>

- <http://www.fwo.be/nl/mandaten-financiering>

BE9. <http://www.uhasselt.be/UH/Onderzoek-Onderzoeksfinanciering/Financieringstypes.html>

BE10. <http://www.ulb.ac.be/rech/doctorants/doctorat-financer-le-post-doctorat.html>

BE11. Statut administratif des membres du corps académique de l'Université catholique de Louvain, 2010. <https://cdn.uclouvain.be/groups/cms-editors-pers/internet/Statut%20-%20PAC.pdf>

BE12. <http://onderwijs.vlaanderen.be/nl/graden-academisch-personeel-en-administratief-en-technisch-personeel>

BE13. Universiteit Antwerpen ZAP Functieprofiel – Evaluatierooster, 2012. https://www.uza.be/sites/default/files/uploads/ResearchClub/13_maart_2013_-_zap_functieprofiel_-_evaluatierooster_fggw.pdf

BE14. Vrije Universiteit Brussels Reglement Voor Het Zelfstandig Academisch Personeel, 2013. <http://aivpc41.vub.ac.be/DP/PDF/TT%20regl%20zap%20mandaten%20tenure%20track.pdf>

BE15.

- <https://uclouvain.be/fr/decouvrir/faq-reponses-aux-questions-des-candidats.html>

- <https://alfresco-guest.uclouvain.be/alfresco/service/guest/streamDownload/workspace/SpacesStore/0e7d791b-1949-4ec1-a976-9d333b8f7fb1/Bourse%20post-doctorat%202017.pdf?guest=true>

- <https://alfresco-guest.uclouvain.be/alfresco/service/guest/streamDownload/workspace/SpacesStore/eab72531-9b25-4eca-9769-6037cc3c4fc4/Bourse%20doctorat%20et%20form%20compl.%202017.pdf?guest=true>

BE16. <http://www.uhasselt.be/UH/jobs/Personeelsbeleid/Personeelsstatuten/Doctoraatsbeurzen.html>

BE17. <http://www.uhasselt.be/UH/jobs/Personeelsbeleid/Personeelsstatuten.html>

BE18. https://admin.kuleuven.be/personeel/wedde/wedde_AP.html

Bulgaria

BG1. National Evaluation and Accreditation Agency. <https://www.neaa.government.bg/en>

BG2. National Centre for Information and Documentation. Higher Education Act. http://nacid.bg/sites/qual/att_files/en/LAW_HIGHER_EDUCATION.pdf

BG3. Ministry of Education and Science, "Bulgarian University Ranking System". <http://rsvu.mon.bg/rsvu3/?locale=en>

BG4. Tertiary education (educational-qualification degrees 'Professional bachelor', 'Bachelor', 'Master', 'Doctor'). National Statistical Institute, Republic of Bulgaria. <http://www.nsi.bg/en/content/4892/tertiary-education-educational-qualification-degrees-'professional-bachelor'-'bachelor'>

Denmark

DK1. Studyindenmark.dk, Danish Agency for Higher Education. <http://studyindenmark.dk/study-options/danish-higher-education-institutions/universities>
<http://studyindenmark.dk/study-options/danish-higher-education-institutions/university-colleges>

DK2. University Colleges Denmark. <http://www.uc-dk.dk/da>

DK3. StatBank Denmark. Subject: Education. All data presented is available for download (in English) under the theme "Education and Knowledge". <http://www.statbank.dk/statbank5a/default.asp?w=1920>

Estonia

EE1. <http://www.haridussilm.ee>

EE2. http://adm.archimedes.ee/enic/wp-includes/ms-files.php?file=2017/10/Fact_sheet_2_Administration-and-academic-staff2017.pdf

EE3. Universities Act. <https://www.riigiteataja.ee/en/eli/ee/504112013012/consolide/current>

Europe

EU1. The Universities of Applied Sciences network (UASnet). <http://www.uasnet.eu>

EU2. The Bologna Process and the European Higher Education Area. European Commission. Education and Training. http://ec.europa.eu/education/policy/higher-education/bologna-process_en.htm

EU3. Filling the Gaps, E-Skills and Education for Digital Jobs. Launch of the Grand Coalition for Digital Jobs. Conference Report, European Commission, April 2013. <http://www.industrial-europe.eu/Sectors/ICT/2013/GCReport-final.pdf>

EU4. E-Skills for Jobs in Europe – Measuring Progress and Moving Ahead, Final Report, Empirica, February 2014. <http://ec.europa.eu/DocsRoom/documents/4398/attachments/1/translations/en/renditions/pdf>

EU5. a) Enrico Nardelli. Digital jobs? Stiamo dando i numeri! <http://www.ilfattoquotidiano.it/2014/04/04/digital-jobs-stiamo-dando-i-numeri/938668/>. b) Enrico Nardelli. Fact checking the gap in Digital Jobs. <http://informaticseurope.wordpress.com/2014/08/09/fact-checking-the-gap-in-digital-jobs>

EU6. European Vacancy and Recruitment Report, European Commission, Directorate-General for Employment, Social Affairs and Inclusion, November 2012. <http://ec.europa.eu/social/main.jsp?catId=738&langId=en&pubId=7711>

EU7. Report for the European Commission “Anticipating the Evolution of the Supply and Demand of e-Skills in Europe (2010-2015)” Empirica and IDC Europe, December 2009. Updated forecast presented at the European e-Skills Conference on 13 December 2011 in Brussels.

EU8. Exploiting the Employment Potential of ICTs — Accompanying the document “Communication from the Commission to the European Parliament, the Council, the European Social and Economic Committee and the Committee of the Regions. Towards a Job-Rich Recovery.” European Commission, April 2012.

Finland

FI1. Vipunen - Education Statistics Finland. University education. <http://vipunen.fi/fi-fi/yliopisto>

FI2. Vipunen - Education Statistics Finland. University of applied sciences (UAS) education. <http://vipunen.fi/fi-fi/amk>

France

FR 1. Results from the June 2014 session of the Baccalauréat examination, official page of the education ministry. <http://www.education.gouv.fr/cid81249/bac-2014-le-pourcentage-de-bacheliers-dans-une-generation-s-approche-des-80.html>

FR2. Ministère de l'Enseignement Supérieur et de la Recherche. <http://www.enseignementsup-recherche.gouv.fr/cid56329/les-personnels-de-la-recherche.html>

FR3. Ministère de l'Enseignement Supérieur et de la Recherche. <http://www.enseignementsup-recherche.gouv.fr/pid35948/parcours-professionnels-carrieres-et-remunerations.html>

FR4. Observatoire de l'emploi scientifique. L'état des lieux de l'emploi scientifique en France. Rapport 2009. Ministère de L'enseignement Supérieur et de la Recherche

FR5. Observatoire de l'emploi scientifique. L'état des lieux de l'emploi scientifique en France. Février 2007. Ministère délégué à l'Enseignement supérieur et à la Recherche

FR6. Ministère de l'Enseignement Supérieur et de la Recherche. <http://www.enseignementsup-recherche.gouv.fr/cid22657/maitres-conferences.html>

FR7. Ministère de l'Enseignement Supérieur et de la Recherche. <http://www.enseignementsup-recherche.gouv.fr/cid22705/professeur-des-universites.html>

FR8. INRIA recruitment web page: PhD (<http://www.inria.fr/en/institute/recruitment/offers/phd/faq>) and Postdoc (<http://www.inria.fr/en/institute/recruitment/offers/post-doctoral-research-fellowships/faq>)

FR9. CNRS employment webpage: <http://www.cnrs.fr/derci/spip.php?article767&lang=fr>

FR10. Thierry Chevaillier. French academics: between the professions and the civil service. Higher Education 41: 49–75, 2001

FR11. <http://www.emploitheque.org/grille-indiciaire-etat-Maitres-de-conferences-32>

FR12. <http://www.emploitheque.org/grille-indiciaire-etat-Professeurs-des-universites-33>

Germany

GE1. Hochschulen in Deutschland — Universitäten, Kunst- und Musikhochschulen, Fachhochschulen. HRK – Hochschulrektorenkonferenz, 2012. <http://www.hochschulkompass.de/hochschulen/download.html>

GE2. Fakultätentag Informatik der Bundesrepublik Deutschland. <http://www.ft-informatik.de>

GE3. Einstieg Informatik. http://www.einstieg-informatik.de/index.php?article_id=355

GE4. Bildung und Kultur — Studierende an Hochschulen, Fachserie 11 Reihe 4.1. Wintersemester 2011/2012, Wintersemester 2012/2013, Wintersemester 2013/2014, Wintersemester 2014/2015, Wintersemester 2015/2016 Statistisches Bundesamt, Wiesbaden, 2011-2016

GE5. Bildung und Kultur — Prüfungen an Hochschulen, Fachserie 11 Reihe 4.2. 2011, 2012, 2013, 2014, 2015. Statistisches Bundesamt, Wiesbaden, 2011-2015

GE6. FAQs – Doing a Doctorate in Germany, Research in Germany — Land of Ideas (The Federal Ministry of Education and Research (BMBF). DAAD Deutscher Akademischer Austauschdienst, September 2010

GE7. Research in Germany - Land of Ideas. PhD students. <https://www.research-in-germany.org/en/jobs-and-careers/info-for-phd-students.html>

GE8. Gewerkschaft Erziehung und Wissenschaft. <https://www.gew.de/wissenschaft/>

GE9. Research in Germany - Land of Ideas. Postdocs. <https://www.research-in-germany.org/en/jobs-and-careers/info-for-postdocs-and-junior-researchers.html>

GE10. Gero Federkeil, Florian Buch. 2007. Fünf Jahre Juniorprofessur — Zweite CHE-Befragung zum Stand der Einführung. CHE Centrum für Hochschulentwicklung

GE11. From postdoc to full professor: career opportunities for young researchers. Newsletter Research in Germany. Issue 19, December 2012/January 2013

GE12. Academics.de: Bewerbung und Karrierewege: Habilitation und Professur. http://www.academics.de/wissenschaft/habilitation_46020.html

GE13. https://www.academics.de/wissenschaft/gehalt_wissenschaftlicher_mitarbeiter_-_was_verdienen_wissenschaftliche_mitarbeiter_58559.html

GE14. Der Deutsche Hochschulverband. <https://www.hochschulverband.de/nuetzliches.html>

GE15. <http://oeffentlicher-dienst.info/tv-l/tr/2017/>

GE16. RWTH Aachen University. Chair for Computational Analysis of Technical Systems. BAT and TV Salary Scale. <http://www.cats.rwth-aachen.de/jobs/bat>.

GE17. Gesetz zur Reform der Professorenbesoldung (Professorenbesoldungsreformgesetz – ProfBesReformG). Bundesgesetzblatt Jahrgang 2002 Teil I Nr. 11, ausgegeben zu Bonn am 22. Februar 2002.

GE18. <http://www.w-besoldung.net>

GE19. Hubert Detmer, “Black Box und Mythos W, Auswertung einer DHV-Befragung”, Forschung & Lehre 1/2011.

GE20. Der Deutsche Hochschulverband: Grundgehälter und Besoldungsanpassungen. Besoldungstabelle W-Besoldung mit Stand: August 2018

GE21. Hubert Detmer. Die Schere öffnet sich weiter - Durchschnitt W anhand real gezahlter Besoldung. Forschung & Lehre 11/2017: 982-983. <http://www.forschung-und-lehre.de/wordpress/?p=24893>

Greece

GR1. Hellenic Statistical Authority. <http://www.statistics.gr>

GR2. Maria Karamessini, Women’s representation and Progression in Science Careers in Greece, KETHI, 2004.

GR3. Initiative of non-appointed Faculty Members of Greek Universities. <http://lecture.jimdo.com>

GR4. Varvara Trachana, “Academics hired, but not appointed: a new Greek tragedy in the making”. <http://www.euroscientist.com/academics-hired-but-not-appointed-a-new-greek-tragedy-in-the-making>

Ireland

IR1. Higher Education Authority. Statistics Overview. <http://www.hea.ie/en/statistics/overview>

Italy

IT1. <http://cercauniversita.cineca.it> – search for university entities (“*strutture*”)

IT2. Statistical Office of the Ministero dell’Istruzione, dell’Università e della Ricerca. http://statistica.miur.it/ustat/Statistiche/IU_home.asp – searches for enrolled students (“*Iscritti*”), for Bachelor’s/Master’s degrees (“*Laureati*”), for PhD (“*Post-laurea*”)

IT3. <http://www.dottorato.it>

IT4. Legge 30 dicembre 2010, n. 240 - Norme in materia di organizzazione delle università, di personale accademico e reclutamento, nonché delega al Governo per incentivare la qualità e l'efficienza del sistema universitario. <http://www.camera.it/parlam/leggi/10240l.htm>

IT5. Ministero dell’Istruzione, dell’Università e della Ricerca. Aumento dell'importo annuale lordo delle borse di dottorato. D.M. del 18 giugno 2008: [http://attiministeriali.miur.it/anno-2008/giugno/dm-18062008-\(1\).aspx](http://attiministeriali.miur.it/anno-2008/giugno/dm-18062008-(1).aspx)
D.M. del 25 gennaio 2018. <http://www.edscuola.eu/wordpress/wp-content/uploads/2018/01/Decreto-aumento-importo-borse-dottorato.pdf>

IT6. Decreto del Presidente della Repubblica 15 dicembre 2011, n. 232 - Regolamento per la disciplina del trattamento economico dei professori e dei ricercatori universitari, a norma dell'articolo 8, commi 1 e 3 della legge 30 dicembre 2010, n. 240. <http://gazzette.comune.jesi.an.it/2012/33/1.htm>

Latvia

LV1. Izglītības un zinātnes ministrija (Ministry of Education and Science). <http://www.izm.gov.lv>. Centrālā statistikas pārvalde (Central Statistical Bureau). <http://www.csb.gov.lv>

Lithuania

LT1. AIKOS - atvira informavimo, konsultavimo ir orientavimo sistema. <https://www.aikos.smm.lt/en/Pages/Default.aspx>

LT2. Centre for Quality Assessment in Higher Education. Higher Education. <http://www.skvc.lt/default/en/education-in-lithuania/higher>

LT3. Oficialiosios statistikos portalas. <https://osp.stat.gov.lt>

LT4. Republic of Lithuania. Law on higher education and research. 30 April 2009, No XI-242, as last amended on 17 December 2015, No XII-2198.

LT5. Lietuvos Respublikos Vyriausybės nutarimo „Dėl Lietuvos Respublikos Vyriausybės 2002 m. rugsėjo 11 d. nutarimo Nr. 1431 „Dėl valstybės paramos doktorantams tvarkos“ pakeitimo“ projektas, 23.12.2016 <https://e-seimas.lrs.lt/portal/legalAct/lt/TAP/cc3f1ad0c91611e6ac078306fad0e9dd>

LT6. DELFI. Rūta Pukenė, article 'Kiek iš tiesų uždirba Lietuvos dėstytojai ir moksliniai darbuotojai', 04.05.2017 <https://www.delfi.lt/projektai/archive/kiek-is-tiesu-uzdirba-lietuvos-destytojai-ir-moksliniai-darbuotojai.d?id=74299128>

The Netherlands

NE1. Research Universities in The Netherlands. Association of Universities in the Netherlands (VSNU), The Hague, 2012. <http://www.vsnu.nl/Universiteiten.html>

NE2. The Netherlands Association of Universities of Applied Sciences [Vereniging Hogescholen]. <http://www.vereniginghogescholen.nl/english>

NE3. The Higher Education Qualifications Framework in the Netherlands, a presentation for compatibility with the framework for Qualifications of the European Higher Education Area, Association of Universities in the Netherlands (VSNU), The Hague, 2008.

NE4. Centraal Bureau voor de Statistiek. Statline. *Thema: Onderwijs*. All data presented is available for download (in Dutch) at: <http://statline.cbs.nl/StatWeb/dome/?LA=NL>

NE5. University of Maastricht: Guidelines for the Appointment, Salary Grading and Promotion of Academic Staff, 2005. https://www.maastrichtuniversity.nl/sites/default/files/en_2005_guideline_130226.pdf

NE6. University of Utrecht: Professor Policy in Brief. March 2015. <https://www.uu.nl/en/file/17577/download?token=ERb3yw5Q>

NE7. Collective Labour Agreement for Dutch Universities. 1 July 2017 – 31 December 2019, inclusive. Association of Universities in the Netherlands (VSNU), 2018. <https://www.vsnu.nl/cao-universiteiten.html>

Poland

PL1. Higher Education Institutions and their Finances in 2016. Central Statistical Office. Warsaw 2017.

PL2. Prawo o szkolnictwie wyższym i nauce, 20.07.2018 <http://dziennikustaw.gov.pl/du/2018/1668/1>

PL3. Ministry of Science and Higher Education. News 'The Sejm passed the Law on Higher Education and Science, the so-called Law 2.0', 10.07.2018. <https://www.nauka.gov.pl/en/polish-science-news/the-sejm-passed-the-law-on-higher-education-and-science-the-so-called-law-2-0.html>

PL4. Rozporządzenie w sprawie wysokości minimalnego wynagrodzenia za pracę oraz wysokości minimalnej stawki godzinowej w 2019 r., 11.09.2018.

<http://prawo.sejm.gov.pl/isap.nsf/download.xsp/WDU20180001794/O/D20181794.pdf>

PL5. Rozporządzenie Ministra Nauki I Szkolnictwa Wyższego w sprawie wysokości minimalnego miesięcznego wynagrodzenia zasadniczego dla profesora w uczelni publicznej, 25.09.2018.

<http://prawo.sejm.gov.pl/isap.nsf/download.xsp/WDU20180001838/O/D20181838.pdf>

Romania

RO1. CNATDCU – National Council for University Titles, Diplomas and Certificates. <http://www.cnatdcu.ro>
http://www.cnatdcu.ro/wp-content/uploads/2011/04/OMECTS_4478.pdf

RO2. ARACIS – Romanian Agency for Quality Assurance in Higher Education. <http://www.aracis.ro/nc/en/aracis>

RO3. The Law of National Education – Law 1/2011. <http://oldsite.edu.ro/index.php/articles/14847>

RO4. Babe Bolyai University. www.ubbcluj.ro

Spain

SP1. Estadísticas Universitarias. Ministerio de Educación, Cultura y Deporte. www.mecd.gob.es/servicios-al-ciudadano-mecd/estadisticas/educacion/universitaria/estadisticas/alumnado.html

SP2. <http://www.euroeducation.net/prof/spainco.htm>

Switzerland

SW1. Swissuniversity. <http://www.swissuniversity.ch/index.htm>

SW2. <https://swisseducation.educa.ch/en/universities-applied-sciences>

SW3. SWITCH. http://www.switch.ch/edu/educ_orgs.html

SW4. a) Interview of Swiss Education Minister in Neue Zürcher Zeitung, 28.10.12

<http://www.nzz.ch/aktuell/schweiz/ich-haette-lieber-etwas-weniger-dafuer-bessere-maturanden-1.17729488>

b) Bertrand Meyer Technology Blog. *The Education Minister Who Wants Fewer Students*, December 2012.

<http://bertrandmeyer.com/2012/12/10/the-education-minister-who-wants-fewer-students>

SW5. Bildung und Wissenschaft — Studierende an den universitären Hochschulen 2011/12-2016/17. Bundesamt für Statistik BFS, Neuchâtel, 2012-2017

SW6. Bildung und Wissenschaft — Abschlüsse der universitären Hochschulen 2011-2016. Bundesamt für Statistik BFS, Neuchâtel, 2012-2017

SW7. Bildung und Wissenschaft — Studierende an den Fachhochschulen (ohne PH) 2011/12-2016/17. Bundesamt für Statistik BFS, Neuchâtel, 2012-2017

SW8. Bildung und Wissenschaft — Abschlüsse der Fachhochschulen (ohne PH) 2011-2016. Bundesamt für Statistik BFS, Neuchâtel, 2012-2017

SW9.

- Practical Guide for PhD Candidates at EPFL Association du Corps Intermédiaire de l'EPFL, 2010

- AVETH Survival Guide 3rd Edition, AVETH, 2012

- http://www.graduates.uzh.ch/index_en.html

- <http://phd.epfl.ch>

SW10.

- Verordnung über das wissenschaftliche Personal der Eidgenössischen Technischen Hochschule Zürich, 2014

- <http://www.uzh.ch/en/research/researchcareer.html>

- Swiss National Science Foundation. Salary scales for doctoral students, salary ranges and guidelines for postdocs and other staff members, blanket amounts for social security contributions. 01.04.2018

http://www.snf.ch/SiteCollectionDocuments/Annex_XII_Ausfuhrungsreglement_Beitragreglement_E.pdf

SW11.

Universität Bern:

- Personalamt des Kantons Bern. Gehaltsklassentabelle ab 01.01.2018 Kantonspersonal

- Der Regierungsrat des Kantons Bern. Personalverordnung, as of 01.01.2016

Université de Genève:

- Le Conseil d'Etat de la République et canton de Genève. Règlement sur le personnel de l'Université, 2009

- République et canton de Genève. Office du personnel de l'Etat. Echelle des traitements 2018. Valable dès le 01.01.2018

Université de Neuchâtel:

- Assitants Doctorants Tarifs 2018

- Assistants Post-doctorants Tarifs 2018

- Professeurs catégorie A (Professeur ordinaire ou extraordinaire) Tarifs 2018

- Professeurs catégorie B (Professeur assistant ou directeur de recherche) Tarifs 2018

Universität Zürich:

- Personalabteilung: Einreichungsrichtlinien für wissenschaftliche Funktionen, as of 17.05.2018

- Personalverordnung der Universität Zürich, as of 26.01.2018

- Personalamt des Kantons Zürich. Lohnreglement 2018

ETH/EPFL

- Richtlinien des Präsidenten über das Assistenzprofessuren-System an der ETH Zürich, 2015
- Verordnung über das wissenschaftliche Personal der Eidgenössischen Technischen Hochschule Zürich, as of 01.01.2015
- Verordnung des ETH-Rates über die Professorinnen und Professoren der Eidgenössischen Technischen Hochschulen, as of 01.01.2018

UK

UK1. HESA — Higher Education Statistics Agency. Data and analysis. Students, Qualifiers and Staff data tables. Table: 2015/16 Students by HE provider. <http://www.hesa.ac.uk/data-and-analysis>

HESA Student Record [2011/12 – 2015/16], Copyright Higher Education Statistics Agency Limited.

Neither the Higher Education Statistics Agency Limited nor HESA Services Limited can accept responsibility for any inferences or conclusions derived by third parties from data or other information obtained from Heidi Plus.

UK2. Council of Professors and Heads of Computing. <http://www.cphc.ac.uk>

UK3. The Scottish Informatics and Computer Science Alliance. <http://www.sicsa.ac.uk>

UK4. Further and Higher Education Act 1992. <http://www.legislation.gov.uk/ukpga/1992/13/contents>

UK5. HESA — Higher Education Statistics Agency. Students and qualifiers at UK HE institutions. <http://www.hesa.ac.uk/data-and-analysis/students>

UK6. HESA — Higher Education Statistics Agency. Definitions, key terms and acronyms. <http://www.hesa.ac.uk/support/definitions>

UK7. New Joint Negotiating Committee for Higher Education Staff. <http://www.ucea.ac.uk/en/empres/paynegs/new-jnches/index.cfm>


UK8. University of Edinburgh. Human Resources. <http://www.ed.ac.uk/schools-departments/human-resources/pay-reward/pay/pay-scales>

United Nations

UN1. World Population Prospects: The 2017 Revision. Classification of countries by Region, Income Group and Sub-region of the World. United Nations, Department of Economic and Social Affairs, Population Division. http://esa.un.org/unpd/wpp/General/Files/Definition_of_Regions.pdf

UN2. Download Center - United Nations, Department of Economic and Social Affairs, Population Division. <https://esa.un.org/unpd/wpp/DataQuery>

ISBN 978-3-033-06994-7



9 783033 069947 >

www.informatics-europe.org
© Informatics Europe, 2018

